

October
2021

ISASP IOWA STATEWIDE ASSESSMENT
of STUDENT PROGRESS

**Annual Statistical Report
Academic Year 2020-2021**

Prepared at the University of Iowa by

Anthony Fina, Catherine Welch, and Stephen Dunbar

Listed alphabetically: A. Bediwy, J. Ma, J. Park, Y. Vo, X. Wang, Y. Wang, and T. Ye.

Table of Contents

English Language Arts	5
Frequency Distribution Reports	6
Summary Statistics & Internal Consistency Reports	12
Classification Consistency and Accuracy Reports.....	14
Dimensionality Reports	19
Reading	21
Form Reports	22
Item Statistics Reports	32
Frequency Distribution Reports.....	43
Summary Statistics Reports	53
Internal Consistency Reports	189
Dimensionality Reports	193
DIF Reports.....	195
Language / Writing	197
Form Reports	198
Item Statistics Reports	208
Frequency Distribution Reports.....	219
Summary Statistics Reports	238
Internal Consistency Reports	374
Dimensionality Reports	380
DIF Reports.....	382
Mathematics	384
Form Reports	385
Item Statistics Reports	395
Frequency Distribution Reports.....	406
Summary Statistics Reports	425
Internal Consistency Reports	561
Classification Consistency and Accuracy Reports.....	567
Dimensionality Reports	572

DIF Reports.....	574
Science.....	576
Form Reports	577
Item Statistics Reports	581
Frequency Distribution Reports.....	586
Summary Statistics Reports	591
Internal Consistency Reports	628
Classification Consistency and Accuracy Reports.....	631
Dimensionality Reports	634
DIF Reports.....	636

English Language Arts

Frequency Distribution Reports

**2021 ISASP Observed Score Distribution
Grade 03 English Language Arts**

Decile	ISASP Scale Range		Frequency	Percent	Cumulative Frequency	Cumulative Percent
	Lower	Upper				
10	439	510	3378	9.5	35596	100.0
9	427	438	3442	9.7	32218	90.5
8	418	426	3172	8.9	28776	80.8
7	408	417	4081	11.5	25604	71.9
6	399	407	3452	9.7	21523	60.5
5	390	398	3691	10.4	18071	50.8
4	382	389	3537	9.9	14380	40.4
3	374	381	3094	8.7	10843	30.5
2	365	373	4085	11.5	7749	21.8
1	346	364	3664	10.3	3664	10.3

**2021 ISASP Observed Score Distribution
Grade 04 English Language Arts**

Decile	ISASP Scale Range		Frequency	Percent	Cumulative Frequency	Cumulative Percent
	Lower	Upper				
10	480	538	3553	10.0	35527	100.0
9	468	479	3173	8.9	31974	90.0
8	457	467	3935	11.1	28801	81.1
7	449	456	3058	8.6	24866	70.0
6	439	448	4144	11.7	21808	61.4
5	429	438	3543	10.0	17664	49.7
4	419	428	3393	9.6	14121	39.7
3	406	418	3592	10.1	10728	30.2
2	389	405	3626	10.2	7136	20.1
1	353	388	3510	9.9	3510	9.9

**2021 ISASP Observed Score Distribution
Grade 05 English Language Arts**

Decile	ISASP Scale Range		Frequency	Percent	Cumulative Frequency	Cumulative Percent
	Lower	Upper				
10	506	585	3655	10.0	36642	100.0
9	490	505	3473	9.5	32987	90.0
8	478	489	3309	9.0	29514	80.5
7	466	477	3954	10.8	26205	71.5
6	455	465	3961	10.8	22251	60.7
5	444	454	3293	9.0	18290	49.9
4	432	443	3740	10.2	14997	40.9
3	417	431	3940	10.8	11257	30.7
2	401	416	3401	9.3	7317	20.0
1	359	400	3916	10.7	3916	10.7

**2021 ISASP Observed Score Distribution
Grade 06 English Language Arts**

Decile	ISASP Scale Range		Frequency	Percent	Cumulative Frequency	Cumulative Percent
	Lower	Upper				
10	538	626	3594	9.7	37057	100.0
9	521	537	3863	10.4	33463	90.3
8	508	520	3662	9.9	29600	79.9
7	498	507	3105	8.4	25938	70.0
6	485	497	4230	11.4	22833	61.6
5	473	484	3851	10.4	18603	50.2
4	460	472	3589	9.7	14752	39.8
3	444	459	3911	10.6	11163	30.1
2	424	443	3558	9.6	7252	19.6
1	363	423	3694	10.0	3694	10.0

**2021 ISASP Observed Score Distribution
Grade 07 English Language Arts**

Decile	ISASP Scale Range		Frequency	Percent	Cumulative Frequency	Cumulative Percent
	Lower	Upper				
10	555	680	3497	9.2	38005	100.0
9	534	554	4012	10.6	34508	90.8
8	520	533	3735	9.8	30496	80.2
7	507	519	3698	9.7	26761	70.4
6	494	506	3857	10.1	23063	60.7
5	481	493	3719	9.8	19206	50.5
4	466	480	4097	10.8	15487	40.7
3	451	465	3584	9.4	11390	30.0
2	432	450	4101	10.8	7806	20.5
1	379	431	3705	9.7	3705	9.7

**2021 ISASP Observed Score Distribution
Grade 08 English Language Arts**

Decile	ISASP Scale Range		Frequency	Percent	Cumulative Frequency	Cumulative Percent
	Lower	Upper				
10	595	709	3794	10.0	38064	100.0
9	576	594	3883	10.2	34270	90.0
8	562	575	3647	9.6	30387	79.8
7	547	561	4015	10.5	26740	70.3
6	533	546	3797	10.0	22725	59.7
5	518	532	3769	9.9	18928	49.7
4	501	517	3872	10.2	15159	39.8
3	482	500	3555	9.3	11287	29.7
2	455	481	4036	10.6	7732	20.3
1	386	454	3696	9.7	3696	9.7

**2021 ISASP Observed Score Distribution
Grade 09 English Language Arts**

Decile	ISASP Scale Range		Frequency	Percent	Cumulative Frequency	Cumulative Percent
	Lower	Upper				
10	615	729	3585	9.6	37274	100.0
9	592	614	3743	10.0	33689	90.4
8	575	591	3611	9.7	29946	80.3
7	559	574	3735	10.0	26335	70.7
6	543	558	3801	10.2	22600	60.6
5	527	542	3798	10.2	18799	50.4
4	509	526	3757	10.1	15001	40.2
3	489	508	3773	10.1	11244	30.2
2	463	488	3412	9.2	7471	20.0
1	411	462	4059	10.9	4059	10.9

**2021 ISASP Observed Score Distribution
Grade 10 English Language Arts**

Decile	ISASP Scale Range		Frequency	Percent	Cumulative Frequency	Cumulative Percent
	Lower	Upper				
10	645	780	3428	9.6	35870	100.0
9	622	644	3668	10.2	32442	90.4
8	604	621	3553	9.9	28774	80.2
7	588	603	3691	10.3	25221	70.3
6	573	587	3459	9.6	21530	60.0
5	557	572	3702	10.3	18071	50.4
4	540	556	3521	9.8	14369	40.1
3	520	539	3581	10.0	10848	30.2
2	494	519	3632	10.1	7267	20.3
1	436	493	3635	10.1	3635	10.1

**2021 ISASP Observed Score Distribution
Grade 11 English Language Arts**

Decile	ISASP Scale Range		Frequency	Percent	Cumulative Frequency	Cumulative Percent
	Lower	Upper				
10	674	800	3237	9.6	33592	100.0
9	650	673	3496	10.4	30355	90.4
8	635	649	3208	9.5	26859	80.0
7	619	634	3601	10.7	23651	70.4
6	605	618	3135	9.3	20050	59.7
5	589	604	3382	10.1	16915	50.4
4	570	588	3503	10.4	13533	40.3
3	548	569	3319	9.9	10030	29.9
2	519	547	3273	9.7	6711	20.0
1	463	518	3438	10.2	3438	10.2

Summary Statistics Reports
Internal Consistency Reports

**2021 ISASP English Language Arts
Summary Statistics and Internal Consistency - Overall Sample**

	Summary Statistics			Internal Consistency	
Grade	N	Mean	S.D.	Alpha	Correlation btw. Scores
3	35596	399.80	27.77	0.93	0.77
4	35527	436.79	33.48	0.92	0.75
5	36642	453.70	39.46	0.92	0.75
6	37057	482.78	42.40	0.92	0.74
7	38005	493.27	45.95	0.92	0.77
8	38064	529.13	52.25	0.93	0.78
9	37274	540.57	57.10	0.92	0.75
10	35870	570.97	56.49	0.92	0.76
11	33592	600.98	58.79	0.93	0.77

Classification Consistency and Accuracy Reports

**2021 ISASP English Language Arts
Classification Consistency & Accuracy
2 Groups: Not Yet Proficient, Proficient**

Grade	Classification Consistency	Classification Accuracy
03	89.5	92.5
04	90.6	93.4
05	88.8	92.1
06	90.3	93.2
07	89.1	92.2
08	91.2	93.8
09	90.2	93.1
10	90.5	93.3
11	91.4	94.0

**2021 ISASP English Language Arts
Classification Consistency & Accuracy
3 Groups: Not Yet Proficient, Proficient, Advanced**

Grade	Classification Consistency	Classification Accuracy
03	84.0	88.6
04	83.3	88.2
05	83.8	88.5
06	83.6	88.4
07	85.1	89.4
08	83.5	88.3
09	83.3	88.2
10	84.2	88.8
11	82.1	87.4

**2021 ISASP English Language Arts - Grade 03
Classification Accuracy Relative to Observed Scores
3 Groups: Not Yet Proficient, Proficient, Advanced**

True Achievement Level	Not Yet Proficient Observed	Proficient Observed	Advanced Observed	Marginal Observed
Not Yet Proficient	0.40059	0.03790	0.00000	0.43849
Proficient	0.03691	0.44229	0.02410	0.50330
Advanced	0.00000	0.01477	0.04344	0.05821
Marginal	0.43749	0.49497	0.06754	1.00000

**2021 ISASP English Language Arts - Grade 04
Classification Accuracy Relative to Observed Scores
3 Groups: Not Yet Proficient, Proficient, Advanced**

True Achievement Level	Not Yet Proficient Observed	Proficient Observed	Advanced Observed	Marginal Observed
Not Yet Proficient	0.20844	0.03030	0.00000	0.23874
Proficient	0.03594	0.61258	0.03253	0.68105
Advanced	0.00000	0.01890	0.06131	0.08021
Marginal	0.24438	0.66178	0.09384	1.00000

**2021 ISASP English Language Arts - Grade 05
Classification Accuracy Relative to Observed Scores
3 Groups: Not Yet Proficient, Proficient, Advanced**

True Achievement Level	Not Yet Proficient Observed	Proficient Observed	Advanced Observed	Marginal Observed
Not Yet Proficient	0.29881	0.03856	0.00000	0.33738
Proficient	0.04072	0.54879	0.02418	0.61369
Advanced	0.00000	0.01152	0.03741	0.04893
Marginal	0.33953	0.59888	0.06160	1.00000

**2021 ISASP English Language Arts - Grade 06
Classification Accuracy Relative to Observed Scores
3 Groups: Not Yet Proficient, Proficient, Advanced**

True Achievement Level	Not Yet Proficient Observed	Proficient Observed	Advanced Observed	Marginal Observed
Not Yet Proficient	0.22513	0.03150	0.00000	0.25664
Proficient	0.03669	0.60481	0.03147	0.67296
Advanced	0.00000	0.01646	0.05394	0.07040
Marginal	0.26181	0.65278	0.08541	1.00000

**2021 ISASP English Language Arts - Grade 07
Classification Accuracy Relative to Observed Scores
3 Groups: Not Yet Proficient, Proficient, Advanced**

True Achievement Level	Not Yet Proficient Observed	Proficient Observed	Advanced Observed	Marginal Observed
Not Yet Proficient	0.32722	0.03795	0.00000	0.36517
Proficient	0.03942	0.54342	0.02029	0.60313
Advanced	0.00000	0.00824	0.02346	0.03170
Marginal	0.36664	0.58961	0.04376	1.00000

**2021 ISASP English Language Arts - Grade 08
Classification Accuracy Relative to Observed Scores
3 Groups: Not Yet Proficient, Proficient, Advanced**

True Achievement Level	Not Yet Proficient Observed	Proficient Observed	Advanced Observed	Marginal Observed
Not Yet Proficient	0.22751	0.02923	0.00000	0.25675
Proficient	0.03294	0.58459	0.03387	0.65140
Advanced	0.00000	0.02085	0.07100	0.09185
Marginal	0.26046	0.63467	0.10488	1.00000

**2021 ISASP English Language Arts - Grade 09
Classification Accuracy Relative to Observed Scores
3 Groups: Not Yet Proficient, Proficient, Advanced**

True Achievement Level	Not Yet Proficient Observed	Proficient Observed	Advanced Observed	Marginal Observed
Not Yet Proficient	0.22285	0.03218	0.00000	0.25503
Proficient	0.03699	0.60122	0.03178	0.66999
Advanced	0.00000	0.01721	0.05777	0.07498
Marginal	0.25983	0.65061	0.08955	1.00000

**2021 ISASP English Language Arts - Grade 10
Classification Accuracy Relative to Observed Scores
3 Groups: Not Yet Proficient, Proficient, Advanced**

True Achievement Level	Not Yet Proficient Observed	Proficient Observed	Advanced Observed	Marginal Observed
Not Yet Proficient	0.21185	0.03069	0.00000	0.24254
Proficient	0.03621	0.60997	0.02875	0.67494
Advanced	0.00000	0.01590	0.06662	0.08252
Marginal	0.24806	0.65657	0.09537	1.00000

**2021 ISASP English Language Arts - Grade 11
Classification Accuracy Relative to Observed Scores
3 Groups: Not Yet Proficient, Proficient, Advanced**

True Achievement Level	Not Yet Proficient Observed	Proficient Observed	Advanced Observed	Marginal Observed
Not Yet Proficient	0.21566	0.02854	0.00000	0.24421
Proficient	0.03217	0.54604	0.03733	0.61554
Advanced	0.00000	0.02842	0.11184	0.14026
Marginal	0.24783	0.60300	0.14917	1.00000

Dimensionality Reports

2021 ISASP Dimensionality Report

English Language Arts

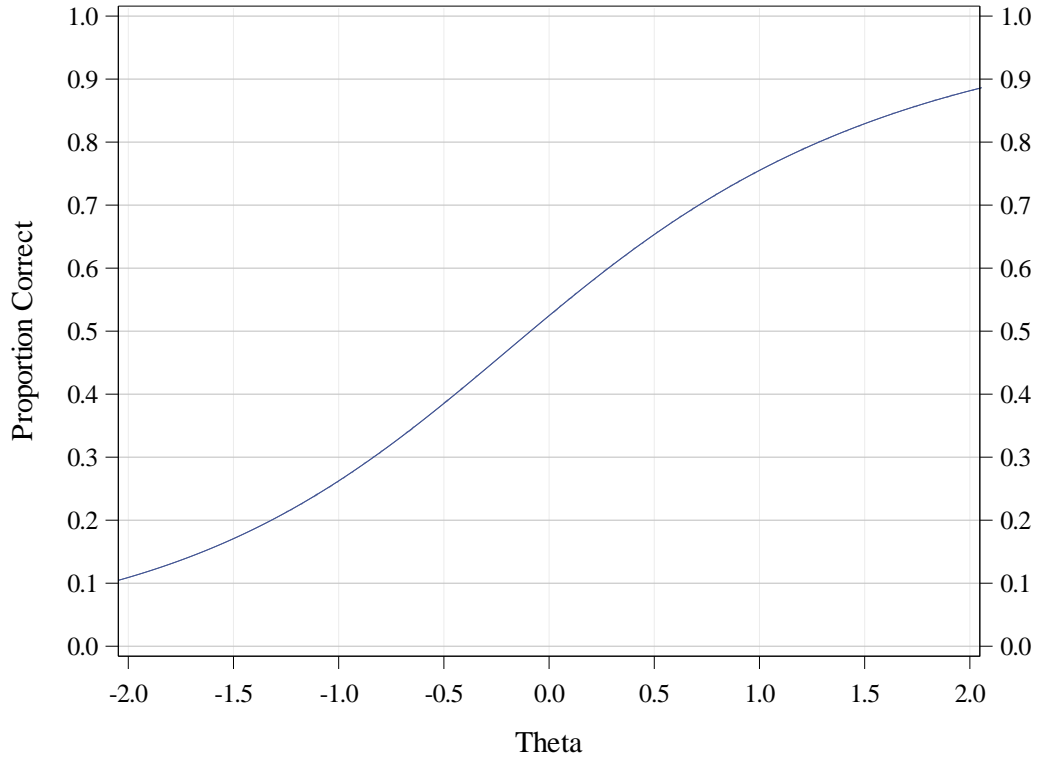
Grade	1st to 2nd Eigenvalue Ratio	2nd to 3rd Eigenvalue Ratio	Variance Explained by 1st Eigenvalue
3	4.3	1.8	58.5%
4	4.8	1.8	61.5%
5	4.1	2.0	58.7%
6	4.5	1.9	60.9%
7	5.2	1.8	63.8%
8	5.0	1.5	62.9%
9	4.9	1.5	60.3%
10	5.2	1.2	61.9%
11	5.4	1.5	63.6%

Reading

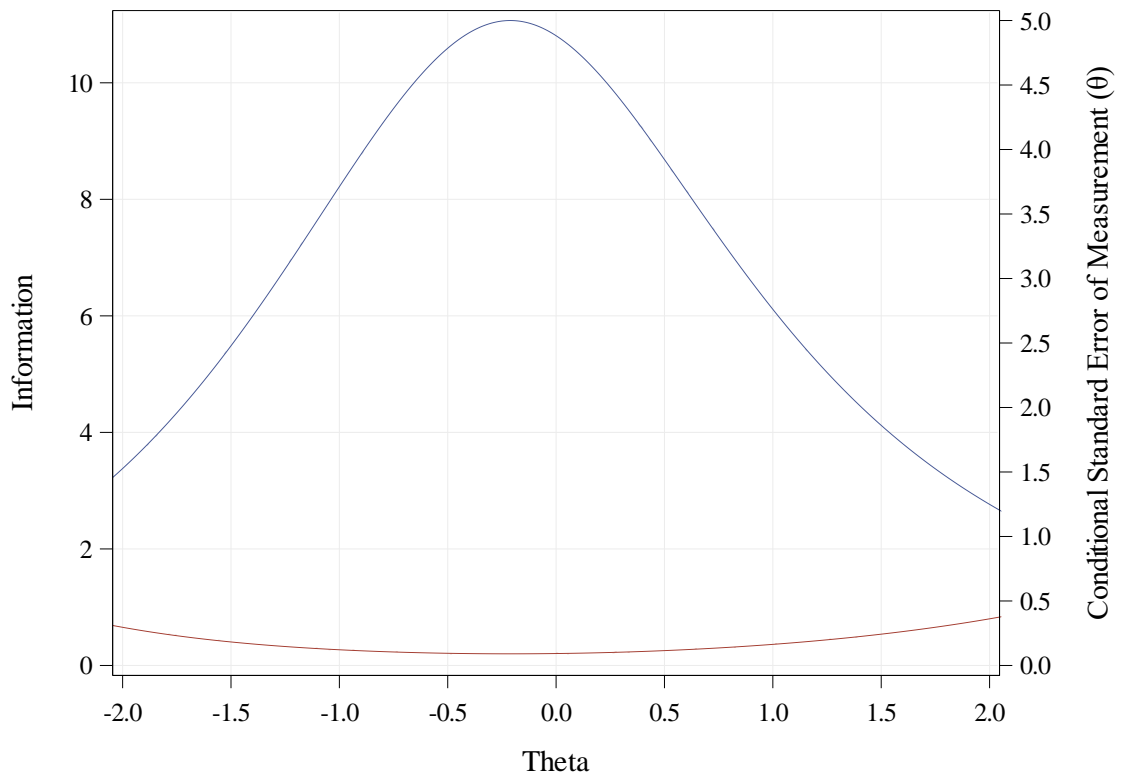
Form Reports

2021 ISASP Form Summary
Grade 03 Reading

Test Characteristic Curve

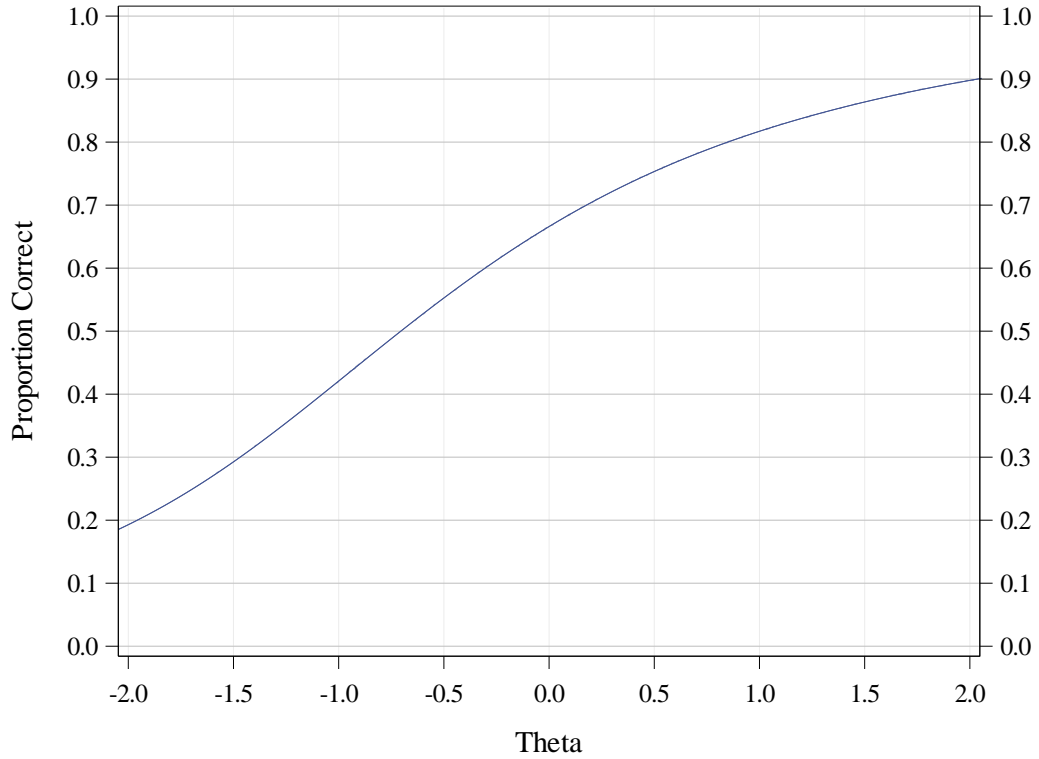


Test Information

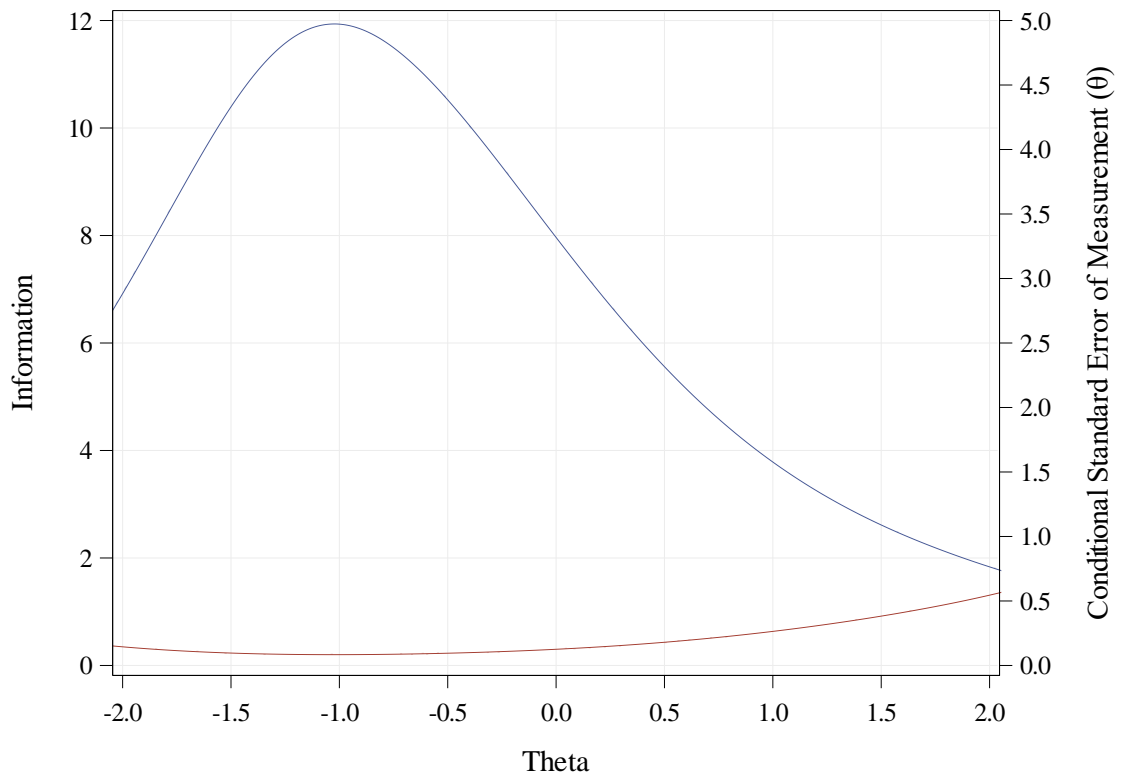


2021 ISASP Form Summary
Grade 04 Reading

Test Characteristic Curve

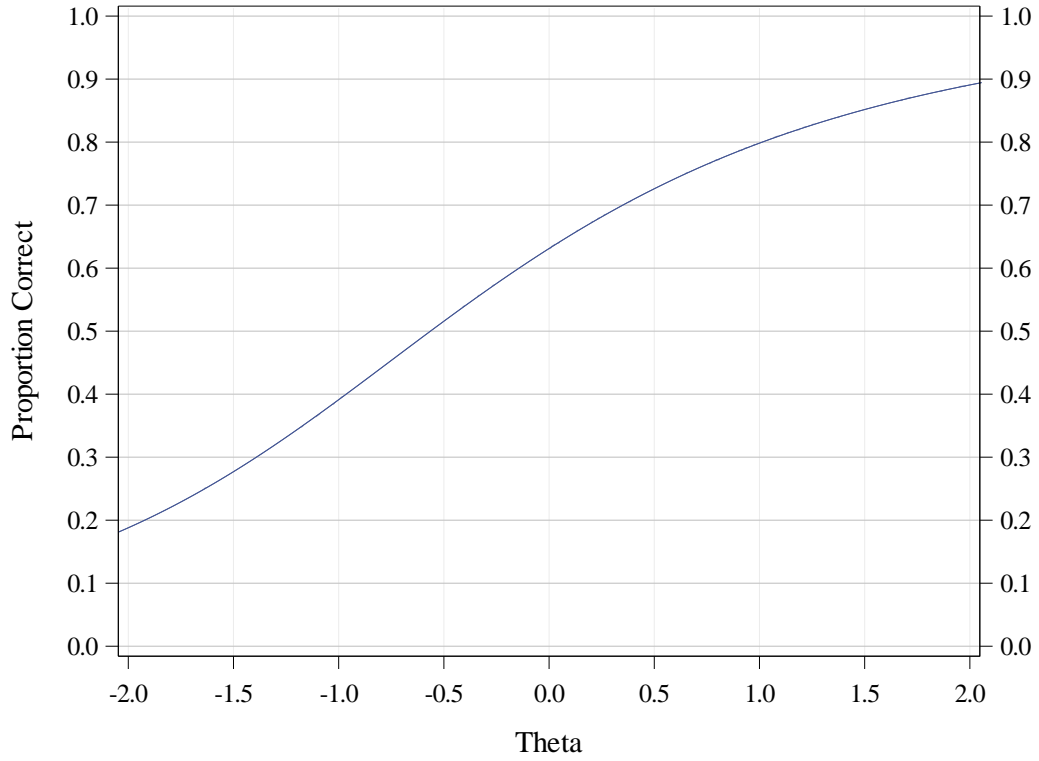


Test Information

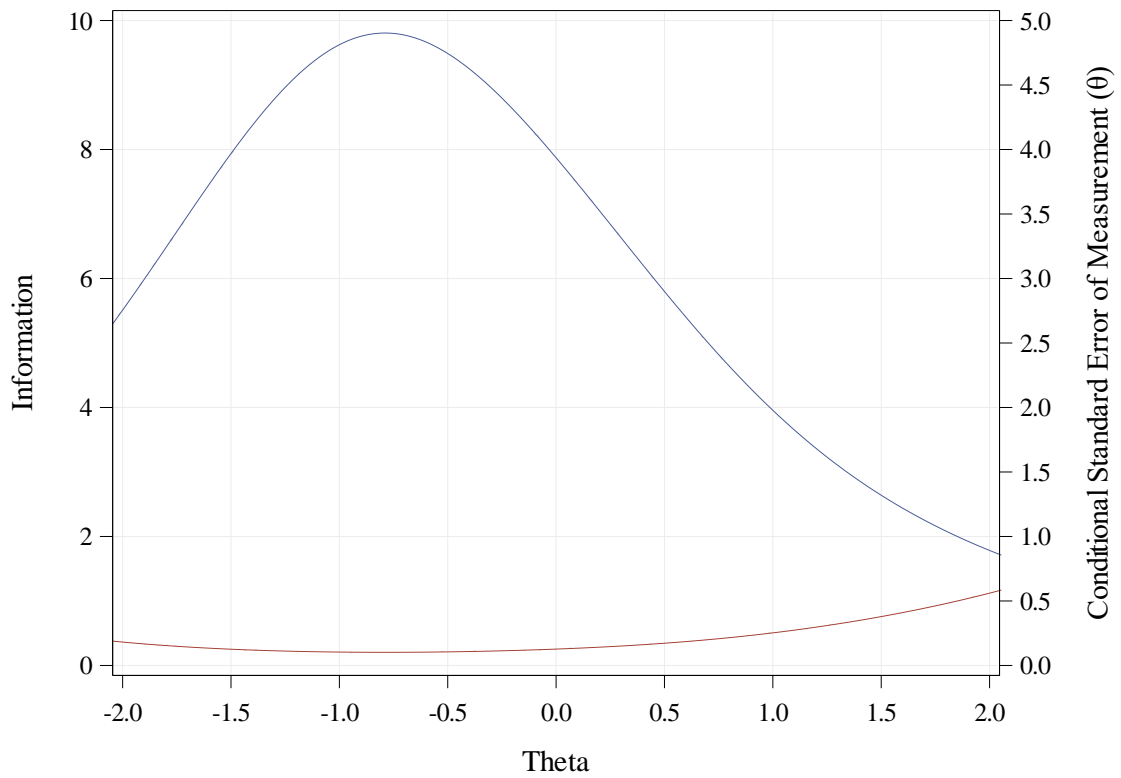


2021 ISASP Form Summary
Grade 05 Reading

Test Characteristic Curve

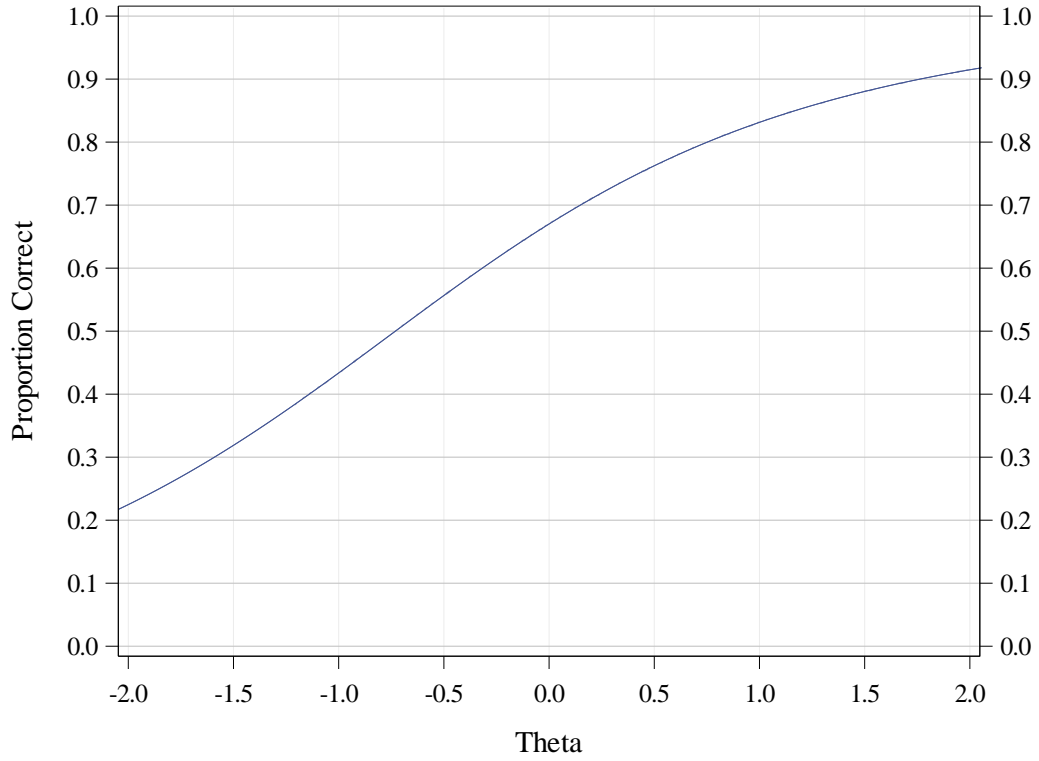


Test Information

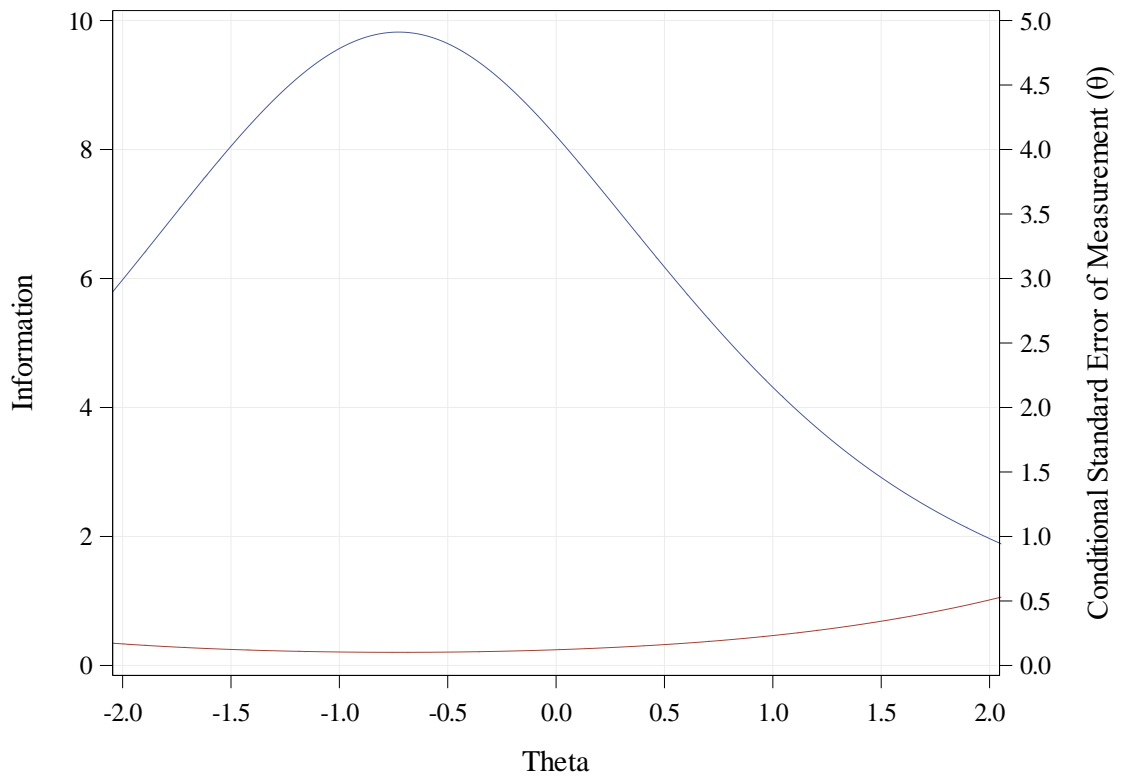


2021 ISASP Form Summary
Grade 06 Reading

Test Characteristic Curve

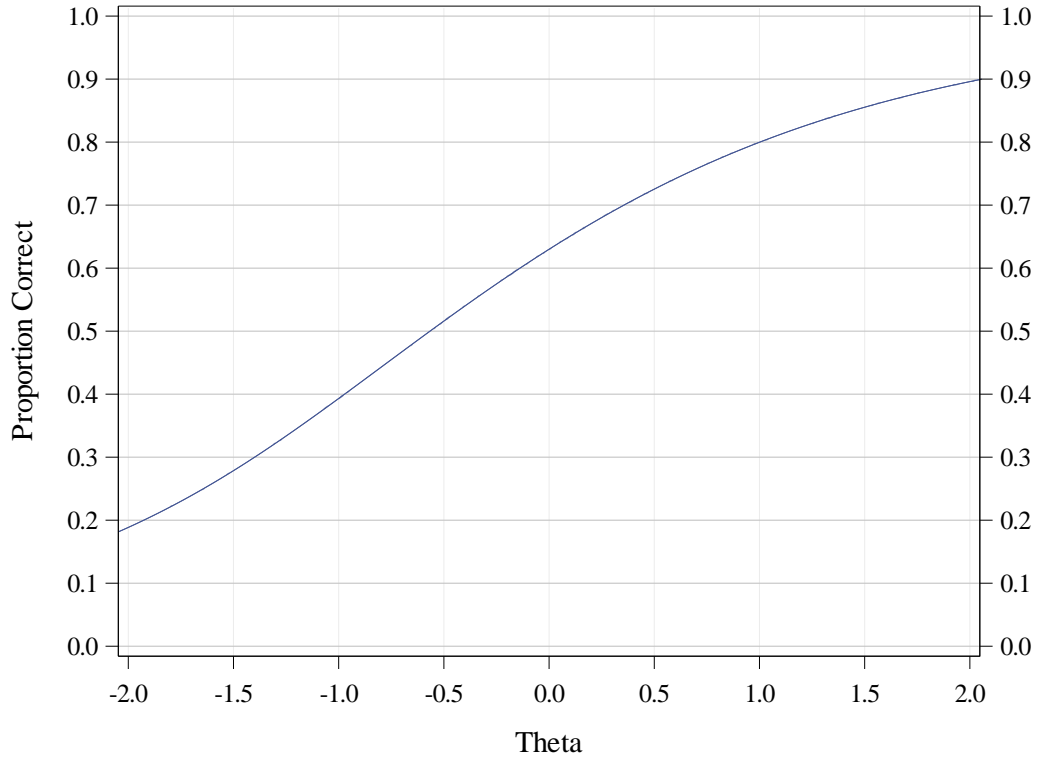


Test Information

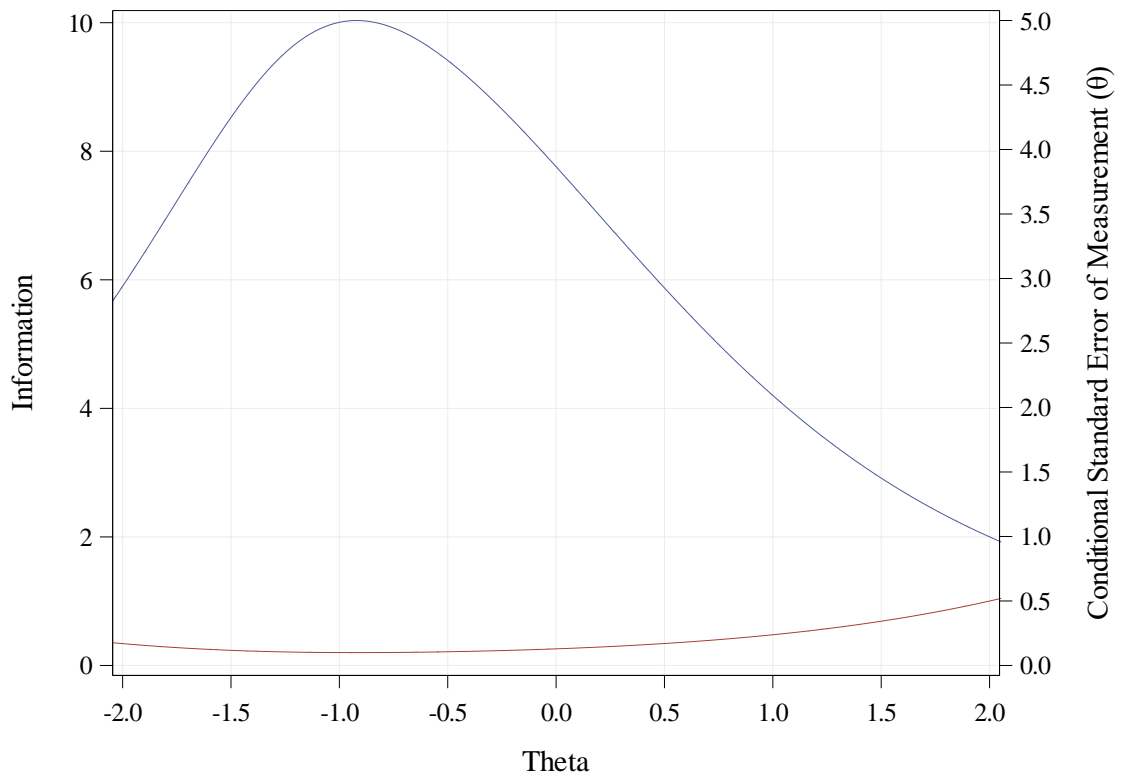


2021 ISASP Form Summary
Grade 07 Reading

Test Characteristic Curve

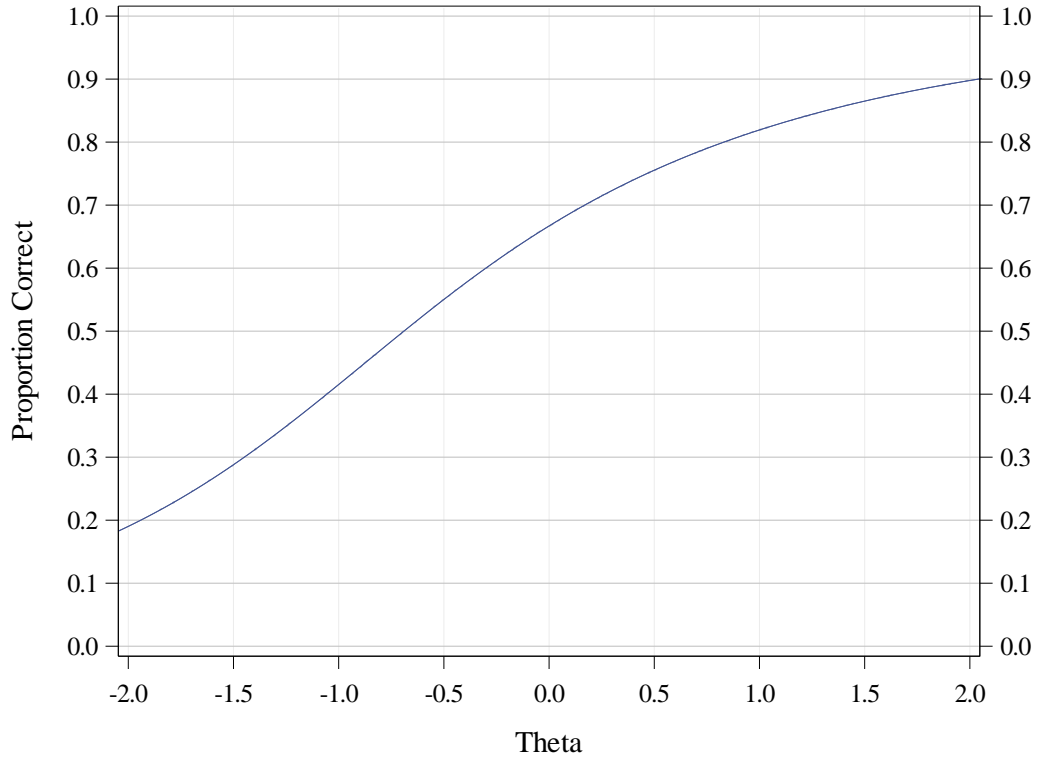


Test Information

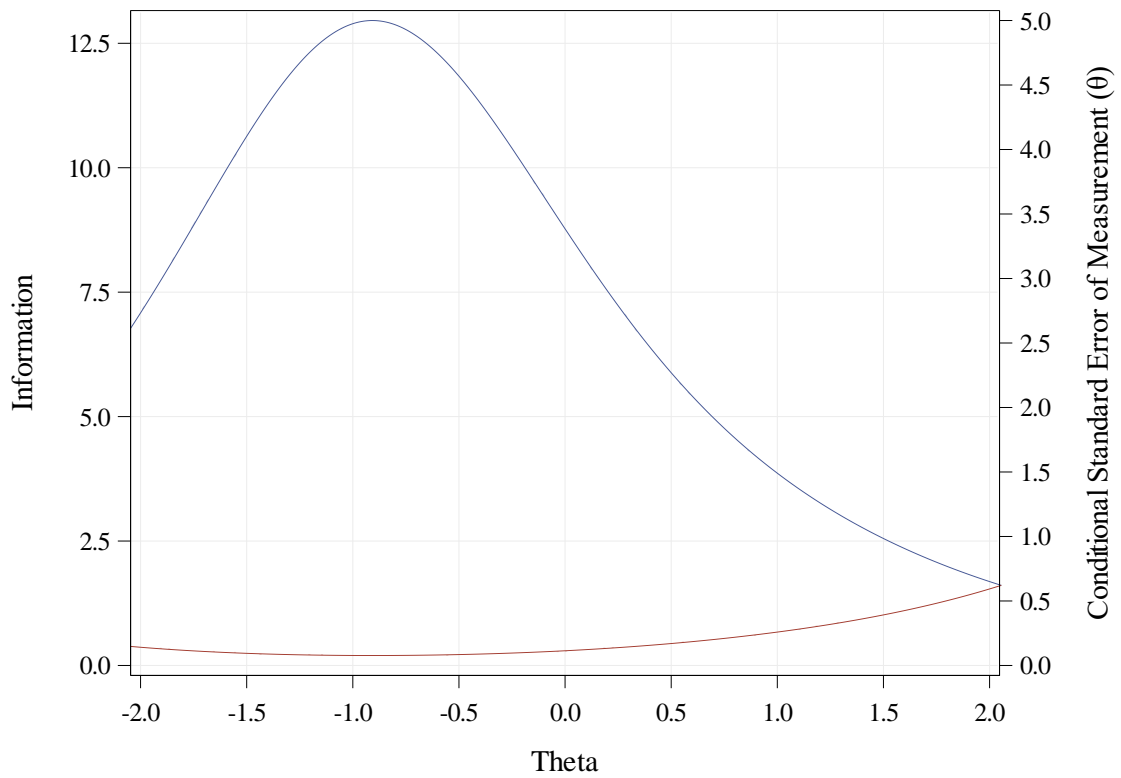


2021 ISASP Form Summary
Grade 08 Reading

Test Characteristic Curve

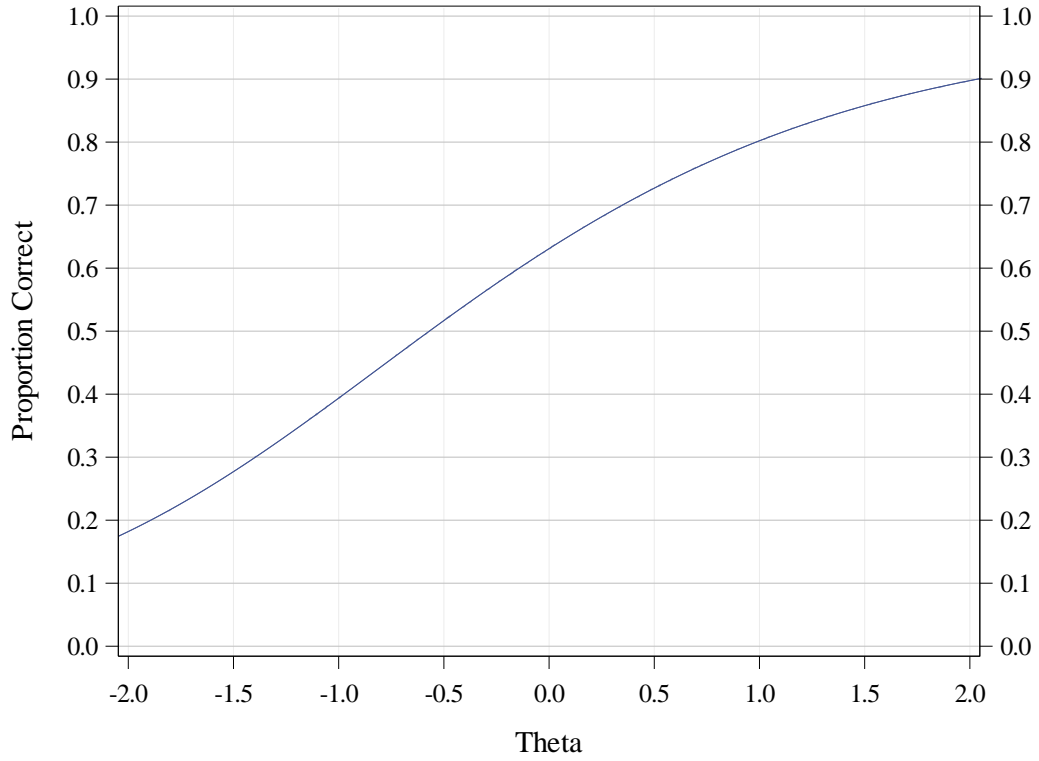


Test Information

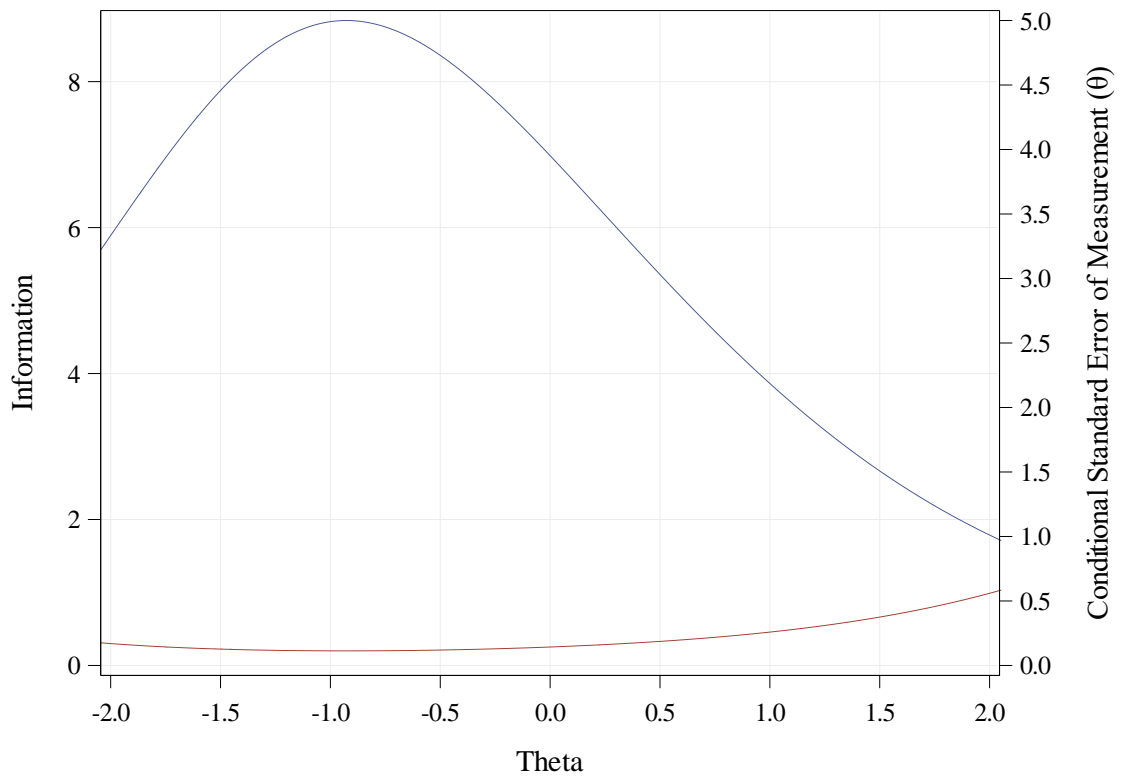


2021 ISASP Form Summary
Grade 09 Reading

Test Characteristic Curve

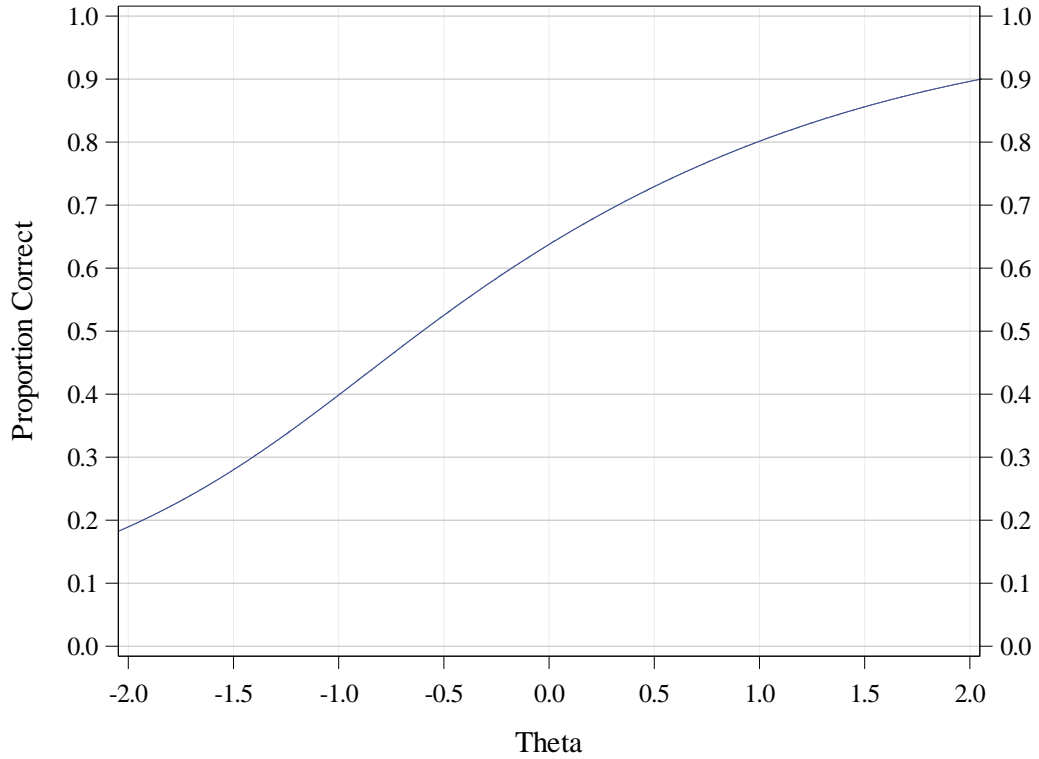


Test Information

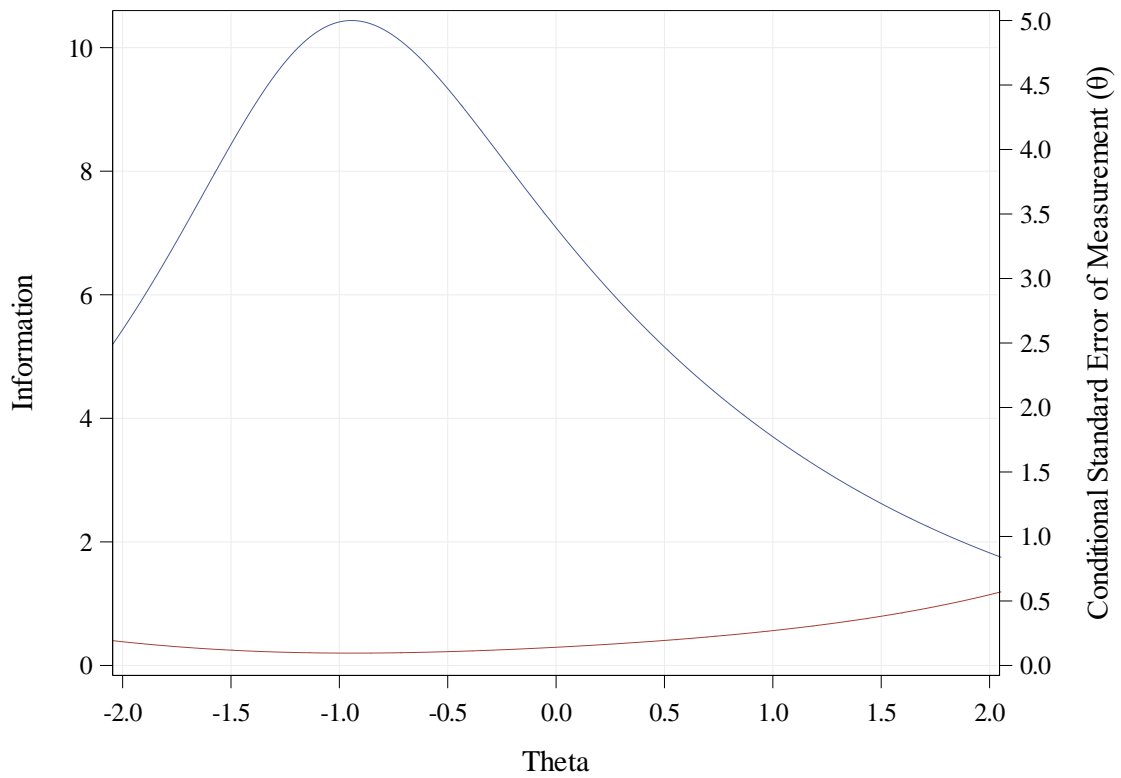


2021 ISASP Form Summary
Grade 10 Reading

Test Characteristic Curve

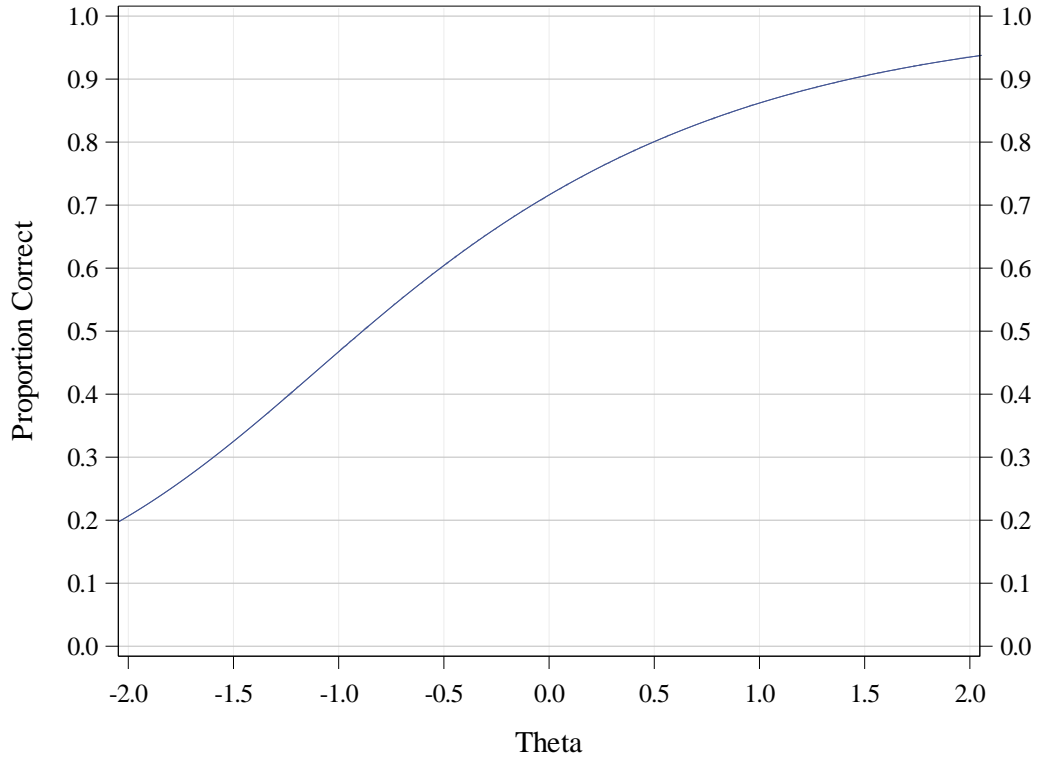


Test Information

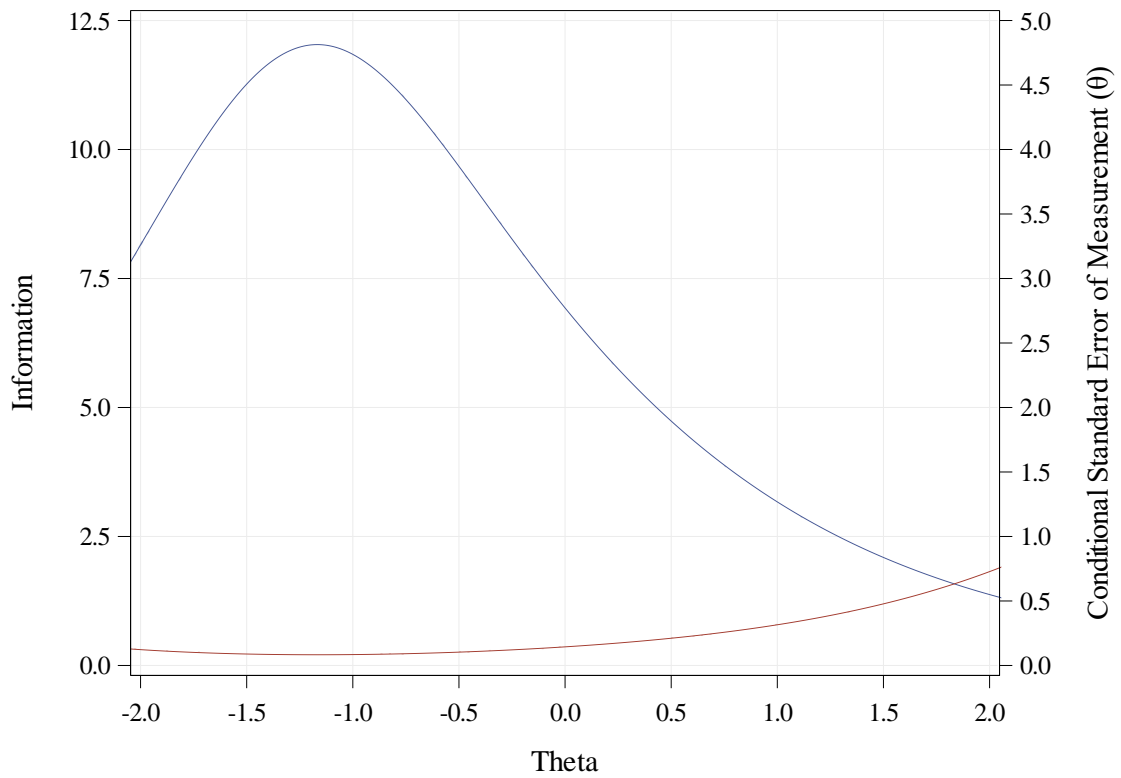


2021 ISASP Form Summary
Grade 11 Reading

Test Characteristic Curve



Test Information

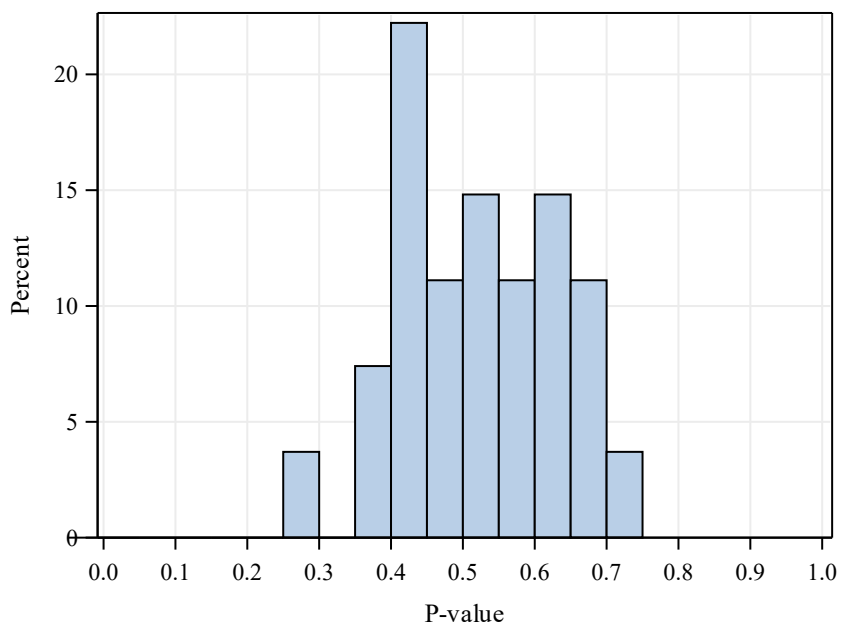


Item Statistics Reports

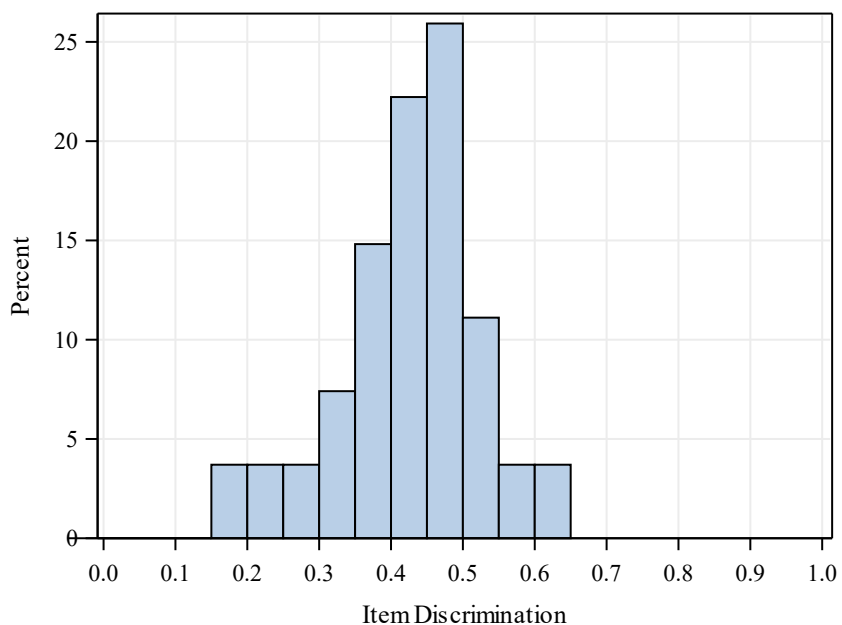
**2021 ISASP Item Statistics
Grade 03 Reading**

Item Statistics	Item Difficulty (p-value)	Discrimination (point-biserial)	IRT a	IRT b
Min	0.29	0.15	0.37	-1.69
Max	0.73	0.64	2.38	2.58
Mean	0.52	0.43	1.22	-0.06
S.D.	0.11	0.10	0.42	0.72

Distribution of P-values



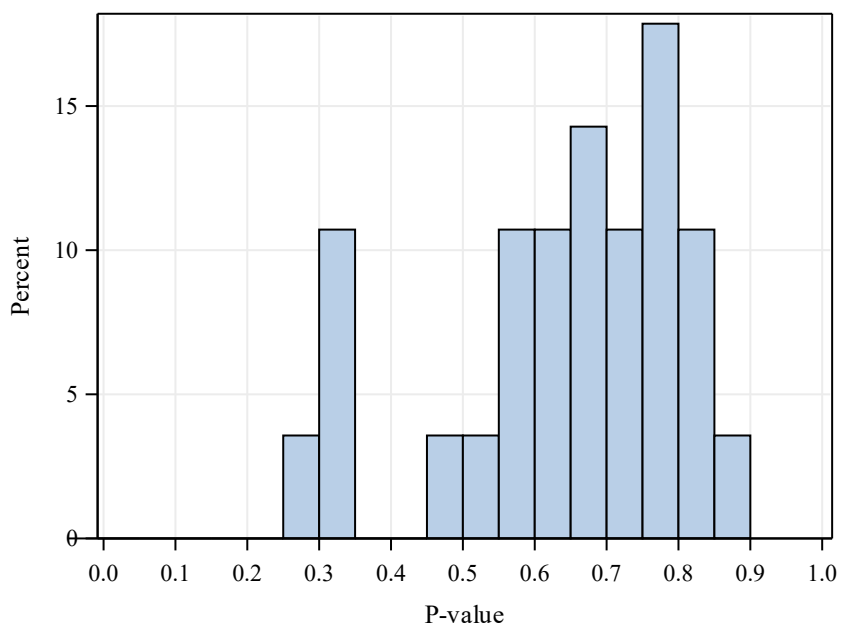
Distribution of Item Discriminations



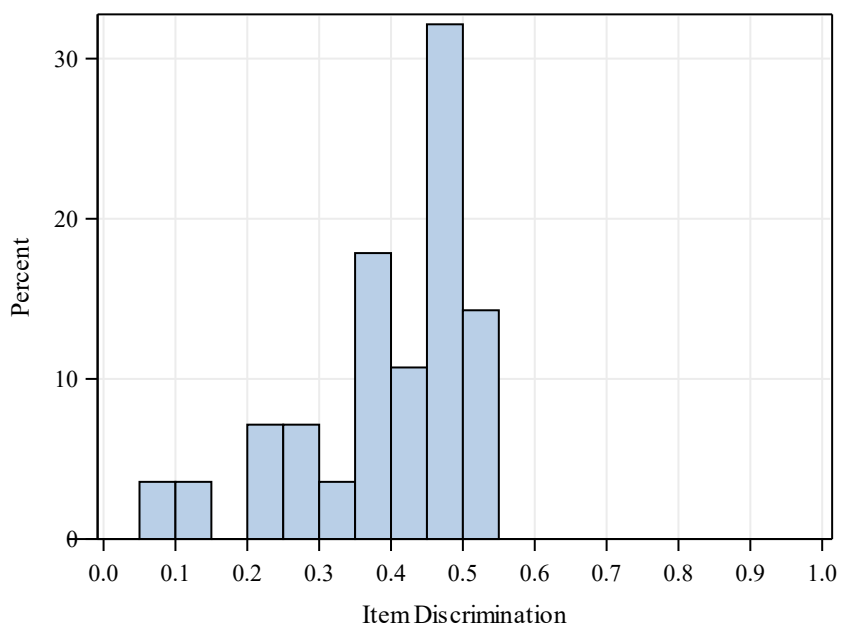
**2021 ISASP Item Statistics
Grade 04 Reading**

Item Statistics	Item Difficulty (p-value)	Discrimination (point-biserial)	IRT a	IRT b
Min	0.29	0.08	0.22	-4.78
Max	0.87	0.53	2.68	2.51
Mean	0.64	0.39	1.25	-0.65
S.D.	0.16	0.12	0.53	1.26

Distribution of P-values



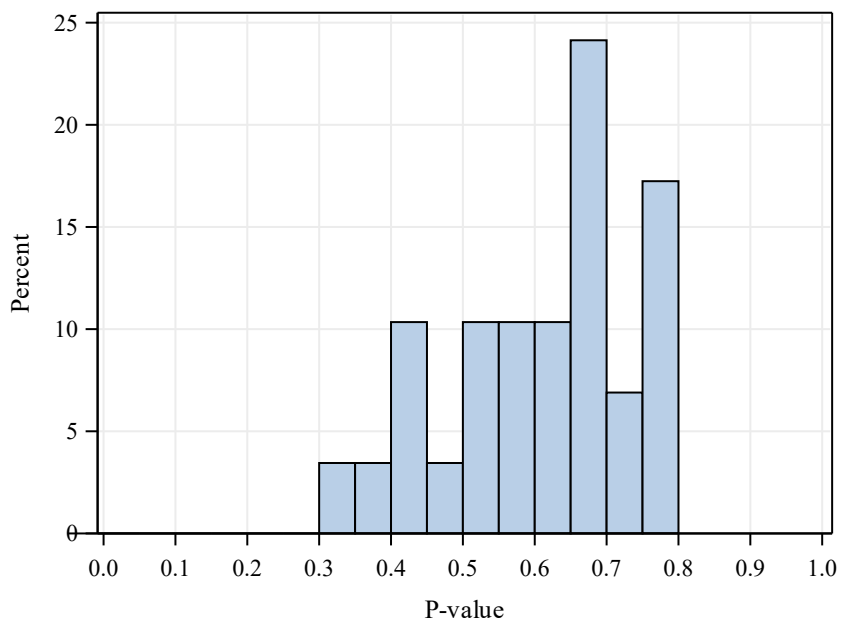
Distribution of Item Discriminations



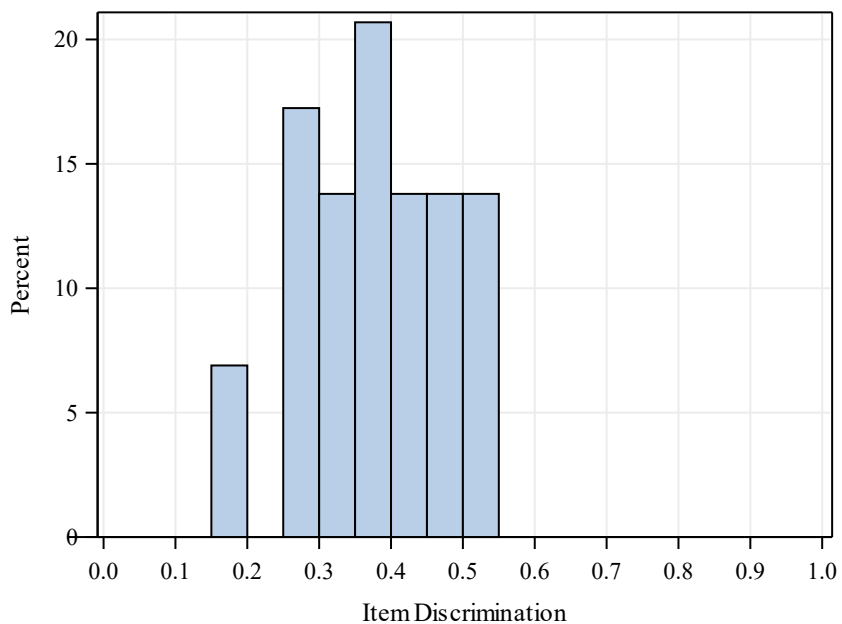
**2021 ISASP Item Statistics
Grade 05 Reading**

Item Statistics	Item Difficulty (p-value)	Discrimination (point-biserial)	IRT a	IRT b
Min	0.33	0.15	0.32	-1.35
Max	0.80	0.55	1.91	0.99
Mean	0.61	0.38	1.12	-0.49
S.D.	0.13	0.10	0.45	0.62

Distribution of P-values



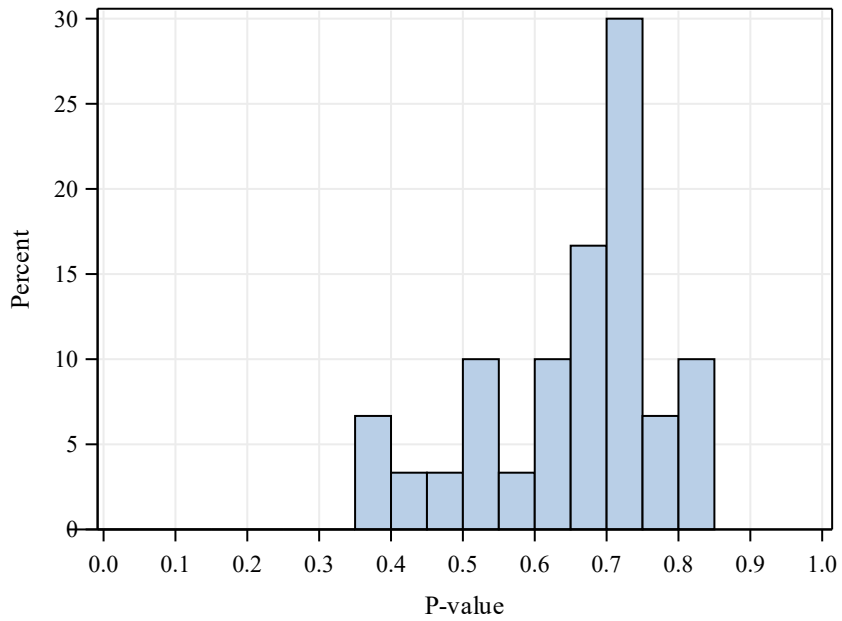
Distribution of Item Discriminations



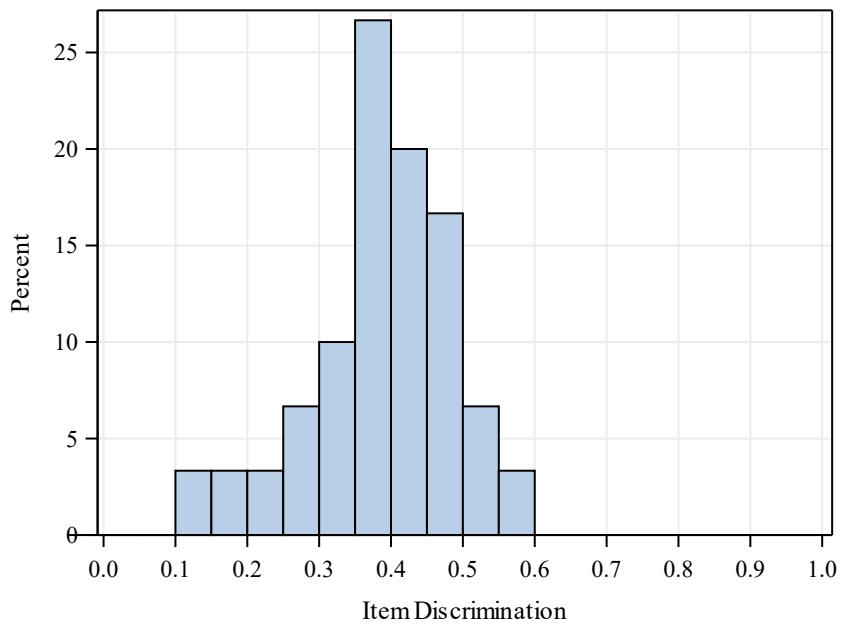
**2021 ISASP Item Statistics
Grade 06 Reading**

Item Statistics	Item Difficulty (p-value)	Discrimination (point-biserial)	IRT a	IRT b
Min	0.39	0.13	0.30	-2.17
Max	0.82	0.58	2.00	1.57
Mean	0.65	0.39	1.12	-0.74
S.D.	0.12	0.10	0.38	0.77

Distribution of P-values



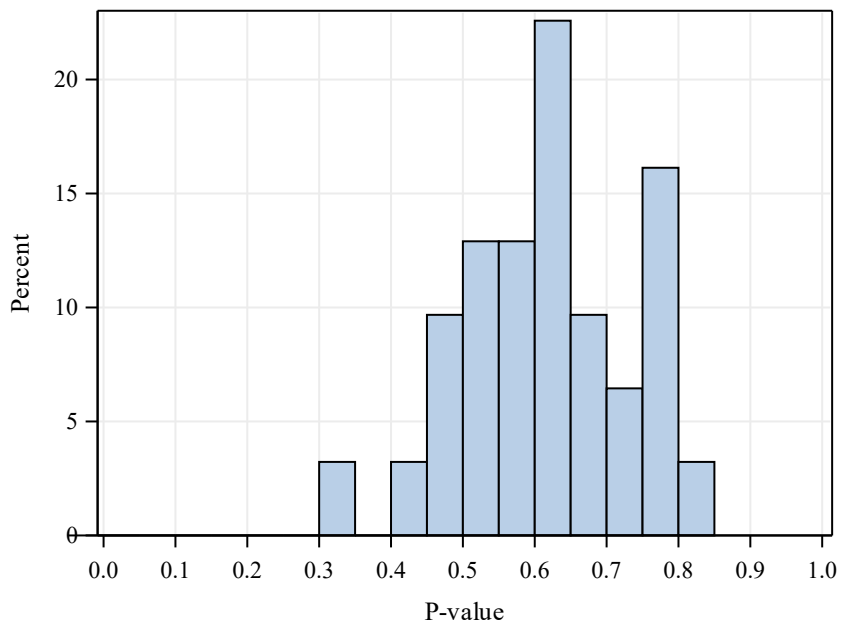
Distribution of Item Discriminations



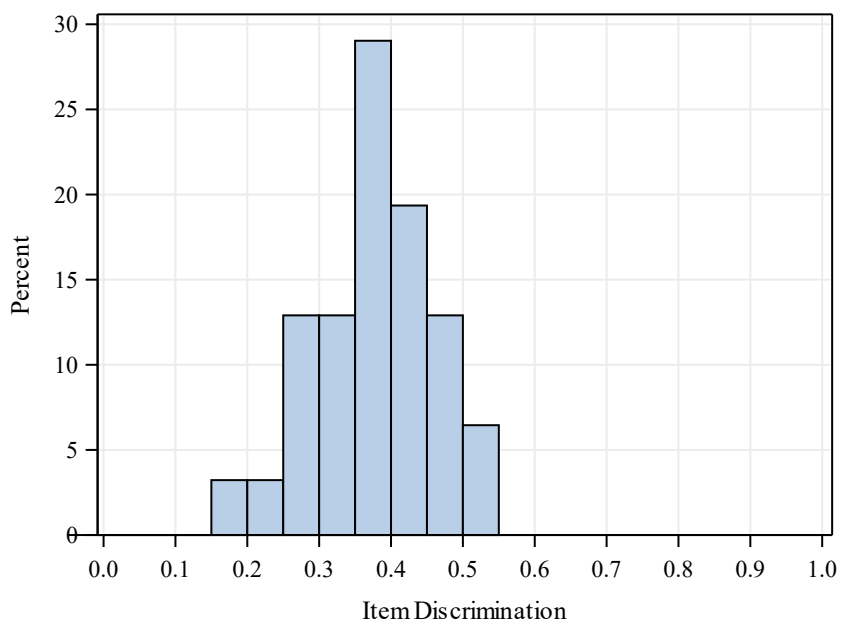
**2021 ISASP Item Statistics
Grade 07 Reading**

Item Statistics	Item Difficulty (p-value)	Discrimination (point-biserial)	IRT a	IRT b
Min	0.33	0.19	0.45	-1.81
Max	0.83	0.51	2.50	1.11
Mean	0.62	0.38	1.11	-0.55
S.D.	0.12	0.08	0.41	0.62

Distribution of P-values



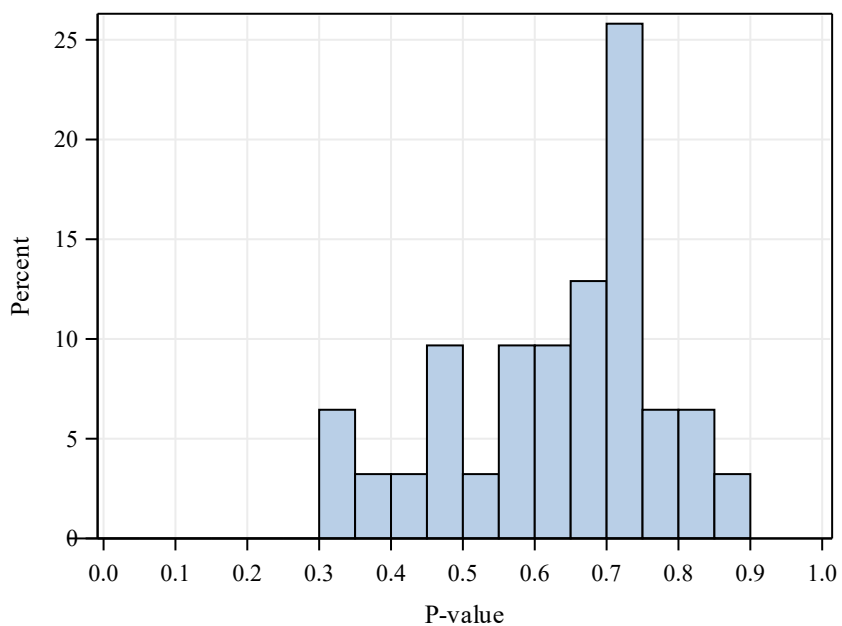
Distribution of Item Discriminations



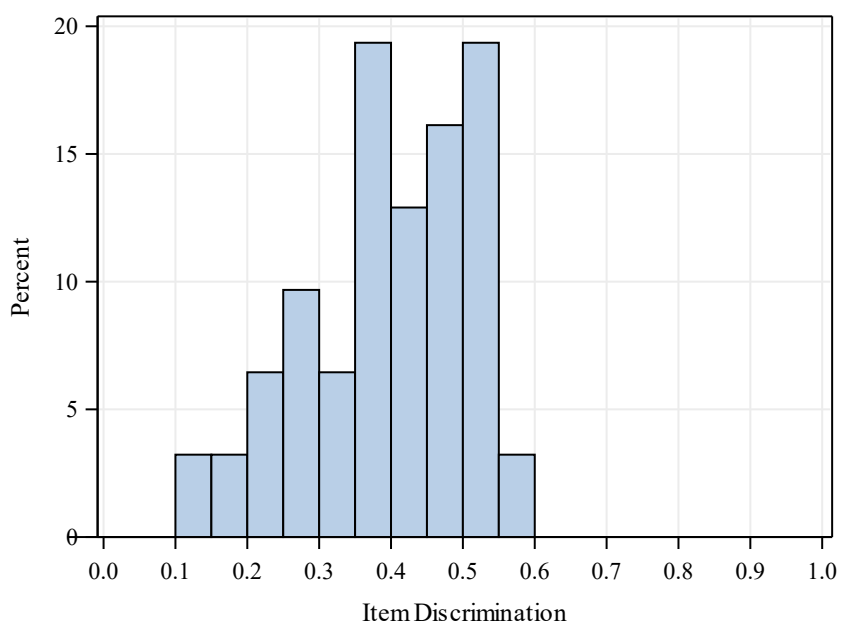
**2021 ISASP Item Statistics
Grade 08 Reading**

Item Statistics	Item Difficulty (p-value)	Discrimination (point-biserial)	IRT a	IRT b
Min	0.32	0.12	0.28	-1.70
Max	0.86	0.58	2.36	2.30
Mean	0.63	0.39	1.21	-0.48
S.D.	0.15	0.12	0.53	0.96

Distribution of P-values



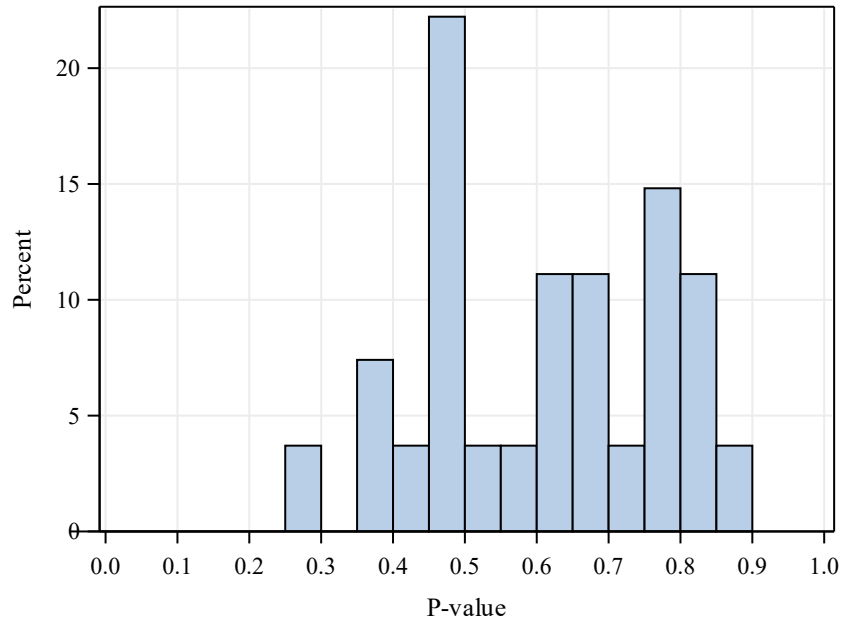
Distribution of Item Discriminations



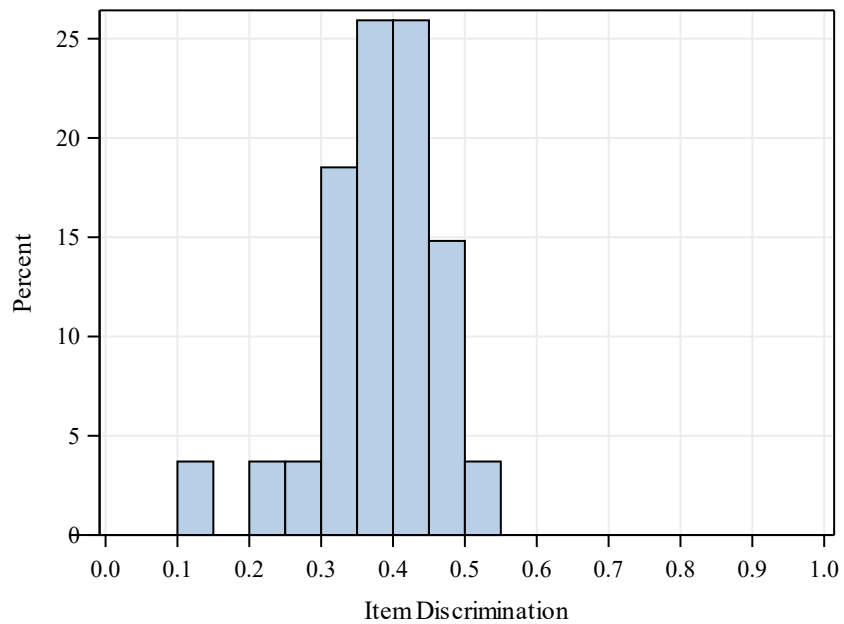
**2021 ISASP Item Statistics
Grade 09 Reading**

Item Statistics	Item Difficulty (p-value)	Discrimination (point-biserial)	IRT a	IRT b
Min	0.29	0.14	0.35	-1.87
Max	0.87	0.50	1.77	2.67
Mean	0.61	0.38	1.14	-0.41
S.D.	0.16	0.08	0.37	0.94

Distribution of P-values



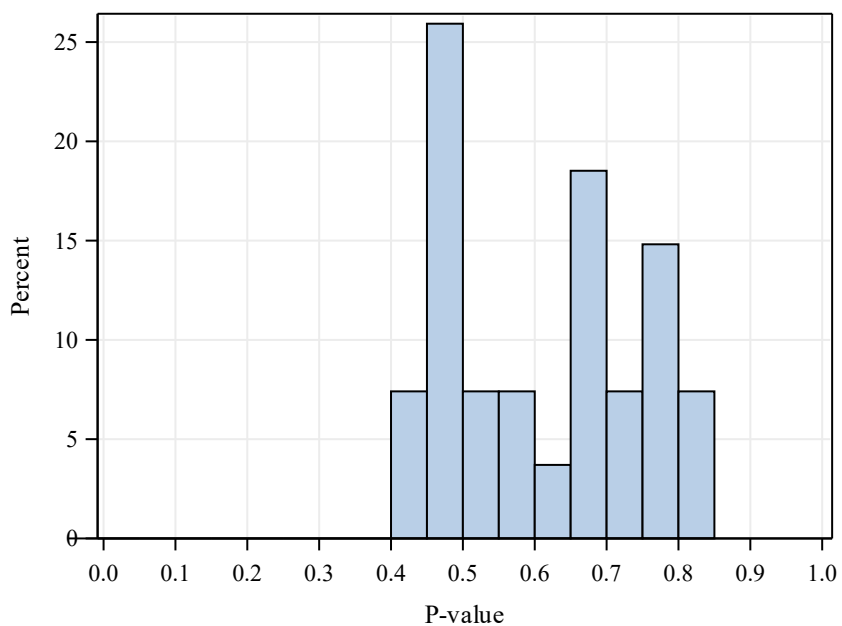
Distribution of Item Discriminations



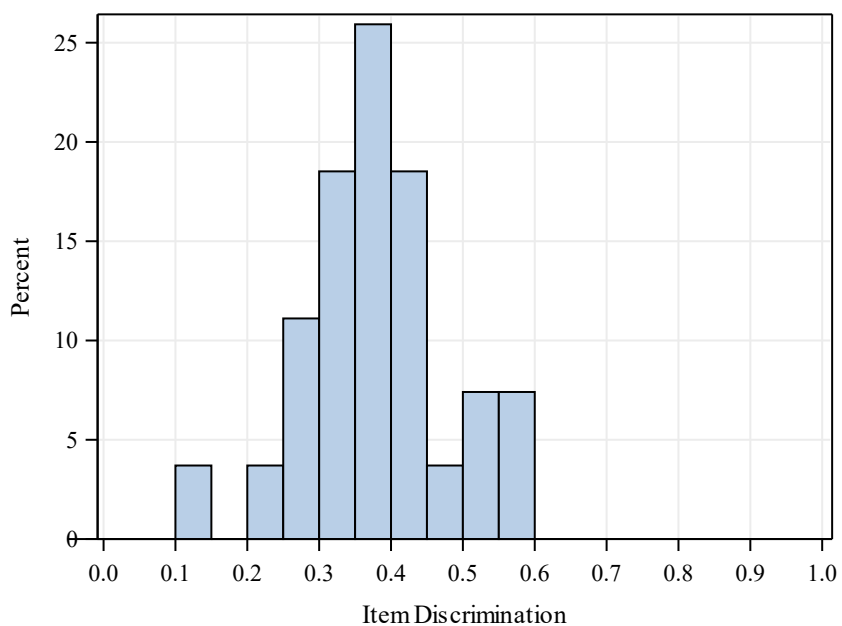
**2021 ISASP Item Statistics
Grade 10 Reading**

Item Statistics	Item Difficulty (p-value)	Discrimination (point-biserial)	IRT a	IRT b
Min	0.41	0.13	0.29	-1.68
Max	0.84	0.56	2.75	0.61
Mean	0.61	0.38	1.17	-0.48
S.D.	0.14	0.10	0.54	0.66

Distribution of P-values



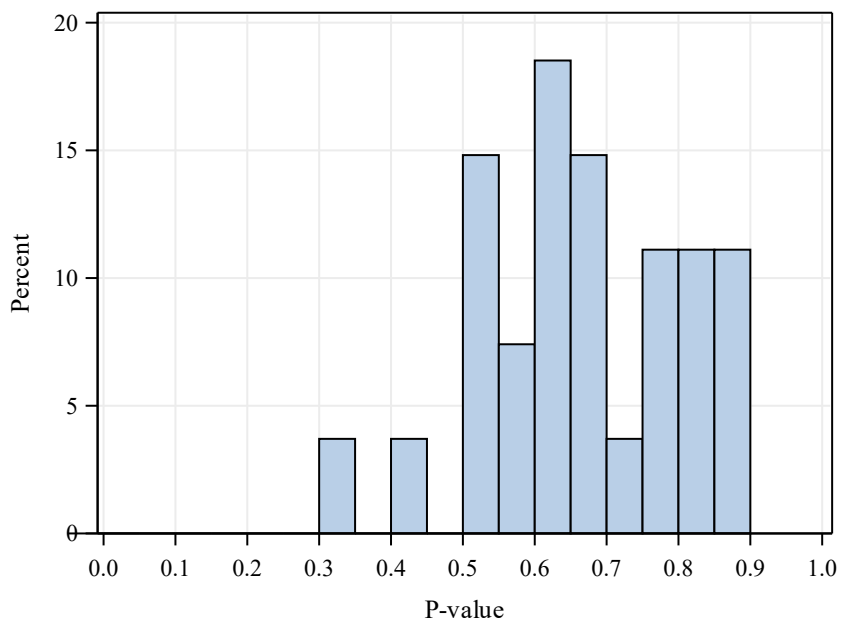
Distribution of Item Discriminations



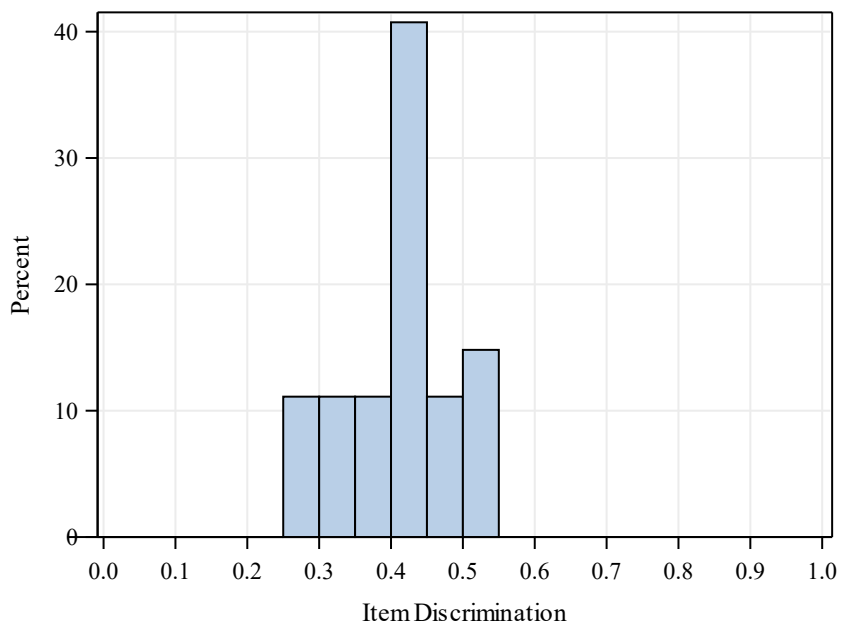
**2021 ISASP Item Statistics
Grade 11 Reading**

Item Statistics	Item Difficulty (p-value)	Discrimination (point-biserial)	IRT a	IRT b
Min	0.31	0.25	0.67	-1.68
Max	0.87	0.54	2.23	1.25
Mean	0.67	0.40	1.28	-0.71
S.D.	0.14	0.08	0.46	0.64

Distribution of P-values



Distribution of Item Discriminations



2021 ISASP Item Statistics

Number of C-DIF Items by Grade - Reading

Grade	Total Number of Items on the Test	Online / Paper	Items Rejected for C-DIF
3	28	0	0
4	29	0	0
5	30	1	0
6	31	3	0
7	32	2	0
8	32	1	0
9	28	0	0
10	28	0	0
11	28	1	0

Frequency Distribution Reports

2021 ISASP Frequency Distribution

Grade 03 Reading

Scale Score	Frequency	Percent	Cumulative Frequency	Cumulative Percent	CSEM
510	70	0.2	35596	100.0	17.3
478	327	0.9	35526	99.8	17.3
462	668	1.9	35199	98.9	20.8
450	1009	2.8	34531	97.0	22.5
441	1262	3.5	33522	94.2	17.0
435	1407	4.0	32260	90.6	14.8
429	1378	3.9	30853	86.7	13.3
424	1499	4.2	29475	82.8	12.5
419	1431	4.0	27976	78.6	12.2
414	1452	4.1	26545	74.6	11.8
409	1487	4.2	25093	70.5	11.7
405	1394	3.9	23606	66.3	12.0
401	1440	4.0	22212	62.4	11.2
397	1447	4.1	20772	58.4	10.9
392	1442	4.1	19325	54.3	11.0
389	1492	4.2	17883	50.2	11.0
385	1481	4.2	16391	46.0	10.4
381	1499	4.2	14910	41.9	9.9
377	1644	4.6	13411	37.7	10.2
374	1777	5.0	11767	33.1	10.0
370	1858	5.2	9990	28.1	9.3
366	2019	5.7	8132	22.8	8.6
362	1858	5.2	6113	17.2	7.8
359	1664	4.7	4255	12.0	7.0
356	1322	3.7	2591	7.3	5.9
354	741	2.1	1269	3.6	4.7
351	364	1.0	528	1.5	3.9
349	134	0.4	164	0.5	3.1
347	25	0.1	30	0.1	2.3
345	5	0.0	5	0.0	2.3

2021 ISASP Frequency Distribution

Grade 04 Reading

Scale Score	Frequency	Percent	Cumulative Frequency	Cumulative Percent	CSEM
540	92	0.3	35527	100.0	14.3
519	425	1.2	35435	99.7	14.3
504	951	2.7	35010	98.5	18.3
492	1474	4.1	34059	95.9	20.6
483	1952	5.5	32585	91.7	18.9
474	2196	6.2	30633	86.2	18.0
466	2332	6.6	28437	80.0	17.1
459	2275	6.4	26105	73.5	16.9
452	2277	6.4	23830	67.1	16.4
446	2190	6.2	21553	60.7	16.2
440	2103	5.9	19363	54.5	16.2
434	2011	5.7	17260	48.6	15.7
428	1831	5.2	15249	42.9	15.5
422	1636	4.6	13418	37.8	15.6
417	1532	4.3	11782	33.2	15.3
412	1402	3.9	10250	28.9	14.9
406	1280	3.6	8848	24.9	14.4
401	1201	3.4	7568	21.3	13.8
396	1107	3.1	6367	17.9	13.6
391	1125	3.2	5260	14.8	13.0
387	975	2.7	4135	11.6	12.7
382	893	2.5	3160	8.9	12.3
377	746	2.1	2267	6.4	11.5
372	655	1.8	1521	4.3	10.6
367	428	1.2	866	2.4	9.3
363	259	0.7	438	1.2	8.0
360	121	0.3	179	0.5	6.3
357	38	0.1	58	0.2	4.7
354	13	0.0	20	0.1	3.6
352	5	0.0	7	0.0	2.5
350	2	0.0	2	0.0	2.5

2021 ISASP Frequency Distribution

Grade 05 Reading

Scale Score	Frequency	Percent	Cumulative Frequency	Cumulative Percent	CSEM
590	93	0.3	36642	100.0	18.8
553	325	0.9	36549	99.7	18.8
537	740	2.0	36224	98.9	23.6
525	1134	3.1	35484	96.8	25.9
515	1511	4.1	34350	93.7	20.2
505	1778	4.9	32839	89.6	19.4
497	1950	5.3	31061	84.8	19.0
489	2083	5.7	29111	79.4	18.9
481	2131	5.8	27028	73.8	18.2
474	2242	6.1	24897	67.9	18.0
467	2126	5.8	22655	61.8	17.6
461	2024	5.5	20529	56.0	17.2
455	1959	5.3	18505	50.5	16.5
449	1856	5.1	16546	45.2	16.3
443	1717	4.7	14690	40.1	16.0
438	1614	4.4	12973	35.4	16.0
432	1525	4.2	11359	31.0	15.6
427	1520	4.1	9834	26.8	15.0
421	1321	3.6	8314	22.7	14.9
416	1181	3.2	6993	19.1	14.7
411	1101	3.0	5812	15.9	14.4
406	1076	2.9	4711	12.9	13.7
400	922	2.5	3635	9.9	12.8
395	849	2.3	2713	7.4	12.4
390	695	1.9	1864	5.1	11.8
386	528	1.4	1169	3.2	10.8
381	335	0.9	641	1.7	10.1
376	169	0.5	306	0.8	9.2
371	89	0.2	137	0.4	8.6
366	37	0.1	48	0.1	7.2
361	10	0.0	11	0.0	5.3
355	1	0.0	1	0.0	5.3

2021 ISASP Frequency Distribution

Grade 06 Reading

Scale Score	Frequency	Percent	Cumulative Frequency	Cumulative Percent	CSEM
640	84	0.2	37057	100.0	25.8
590	386	1.0	36973	99.8	25.8
561	935	2.5	36587	98.7	31.4
548	1570	4.2	35652	96.2	34.1
537	2005	5.4	34082	92.0	25.3
527	2415	6.5	32077	86.6	20.5
518	2413	6.5	29662	80.0	19.8
510	2418	6.5	27249	73.5	19.4
502	2330	6.3	24831	67.0	19.1
495	2211	6.0	22501	60.7	18.5
488	2012	5.4	20290	54.8	18.2
481	1843	5.0	18278	49.3	17.7
475	1760	4.7	16435	44.4	17.6
469	1684	4.5	14675	39.6	17.4
463	1550	4.2	12991	35.1	17.1
457	1408	3.8	11441	30.9	17.2
451	1348	3.6	10033	27.1	16.8
445	1211	3.3	8685	23.4	16.3
439	1121	3.0	7474	20.2	16.2
434	1056	2.8	6353	17.1	15.5
429	1040	2.8	5297	14.3	14.8
423	922	2.5	4257	11.5	14.1
418	895	2.4	3335	9.0	14.2
413	683	1.8	2440	6.6	13.8
408	586	1.6	1757	4.7	12.9
402	466	1.3	1171	3.2	12.3
397	338	0.9	705	1.9	11.6
392	207	0.6	367	1.0	10.8
387	100	0.3	160	0.4	10.1
382	45	0.1	60	0.2	10.3
377	9	0.0	15	0.0	8.9
370	3	0.0	6	0.0	6.8
360	3	0.0	3	0.0	6.8

2021 ISASP Frequency Distribution

Grade 07 Reading

Scale Score	Frequency	Percent	Cumulative Frequency	Cumulative Percent	CSEM
680	123	0.3	38005	100.0	29.8
635	364	1.0	37882	99.7	29.8
595	680	1.8	37518	98.7	36.2
575	1029	2.7	36838	96.9	38.9
561	1376	3.6	35809	94.2	32.7
550	1637	4.3	34433	90.6	24.8
541	1822	4.8	32796	86.3	22.1
532	2052	5.4	30974	81.5	21.1
524	2019	5.3	28922	76.1	20.4
516	2074	5.5	26903	70.8	20.4
508	2044	5.4	24829	65.3	20.1
501	1931	5.1	22785	60.0	20.2
494	1931	5.1	20854	54.9	19.6
487	1784	4.7	18923	49.8	19.0
480	1791	4.7	17139	45.1	18.7
474	1738	4.6	15348	40.4	18.4
468	1642	4.3	13610	35.8	18.0
462	1509	4.0	11968	31.5	17.5
456	1430	3.8	10459	27.5	16.9
450	1315	3.5	9029	23.8	16.8
444	1313	3.5	7714	20.3	16.6
439	1228	3.2	6401	16.8	15.9
433	1122	3.0	5173	13.6	15.1
427	1017	2.7	4051	10.7	14.7
422	885	2.3	3034	8.0	14.3
417	777	2.0	2149	5.7	13.8
411	580	1.5	1372	3.6	12.7
406	392	1.0	792	2.1	12.0
400	228	0.6	400	1.1	11.2
395	113	0.3	172	0.5	10.2
390	44	0.1	59	0.2	10.1
385	8	0.0	15	0.0	8.4
379	7	0.0	7	0.0	6.3
370	0	0.0	0	0.0	6.3

2021 ISASP Frequency Distribution

Grade 08 Reading

Scale Score	Frequency	Percent	Cumulative Frequency	Cumulative Percent	CSEM
720	50	0.1	38064	100.0	29.8
675	265	0.7	38014	99.9	29.8
640	716	1.9	37749	99.2	36.5
615	1344	3.5	37033	97.3	40.0
601	1881	4.9	35689	93.8	34.6
589	2249	5.9	33808	88.8	29.3
577	2316	6.1	31559	82.9	25.5
566	2391	6.3	29243	76.8	25.0
556	2348	6.2	26852	70.5	25.0
547	2211	5.8	24504	64.4	24.2
538	2099	5.5	22293	58.6	23.7
529	1929	5.1	20194	53.1	23.4
521	1803	4.7	18265	48.0	23.4
513	1670	4.4	16462	43.2	22.8
505	1562	4.1	14792	38.9	22.1
497	1422	3.7	13230	34.8	22.3
490	1377	3.6	11808	31.0	21.9
483	1265	3.3	10431	27.4	21.4
475	1207	3.2	9166	24.1	20.3
468	1238	3.3	7959	20.9	19.7
461	1079	2.8	6721	17.7	19.5
455	991	2.6	5642	14.8	19.2
449	957	2.5	4651	12.2	18.8
442	928	2.4	3694	9.7	17.9
434	840	2.2	2766	7.3	17.3
427	679	1.8	1926	5.1	16.7
421	507	1.3	1247	3.3	15.5
415	352	0.9	740	1.9	13.5
409	219	0.6	388	1.0	11.5
403	98	0.3	169	0.4	9.8
398	52	0.1	71	0.2	8.4
394	14	0.0	19	0.0	6.7
390	3	0.0	5	0.0	4.5
385	2	0.0	2	0.0	4.5

2021 ISASP Frequency Distribution

Grade 09 Reading

Scale Score	Frequency	Percent	Cumulative Frequency	Cumulative Percent	CSEM
750	150	0.4	37274	100.0	32.8
695	558	1.5	37124	99.6	32.8
660	989	2.7	36566	98.1	40.3
635	1382	3.7	35577	95.4	44.0
619	1773	4.8	34195	91.7	36.5
605	1972	5.3	32422	87.0	31.7
592	2063	5.5	30450	81.7	28.9
579	2155	5.8	28387	76.2	28.1
568	2185	5.9	26232	70.4	27.8
557	2280	6.1	24047	64.5	27.5
547	2205	5.9	21767	58.4	26.5
537	2136	5.7	19562	52.5	26.1
527	2098	5.6	17426	46.8	25.6
518	1966	5.3	15328	41.1	25.4
509	1867	5.0	13362	35.8	25.1
500	1676	4.5	11495	30.8	24.2
491	1649	4.4	9819	26.3	23.6
482	1477	4.0	8170	21.9	22.9
474	1374	3.7	6693	18.0	22.2
466	1206	3.2	5319	14.3	21.7
458	1088	2.9	4113	11.0	20.7
450	949	2.5	3025	8.1	19.6
441	804	2.2	2076	5.6	17.6
433	579	1.6	1272	3.4	15.2
426	385	1.0	693	1.9	12.4
421	182	0.5	308	0.8	9.1
417	79	0.2	126	0.3	6.4
414	35	0.1	47	0.1	4.4
412	10	0.0	12	0.0	2.8
410	2	0.0	2	0.0	2.8

2021 ISASP Frequency Distribution

Grade 10 Reading

Scale Score	Frequency	Percent	Cumulative Frequency	Cumulative Percent	CSEM
780	124	0.3	35870	100.0	29.8
730	405	1.1	35746	99.7	29.8
700	865	2.4	35341	98.5	36.9
678	1280	3.6	34476	96.1	40.9
661	1720	4.8	33196	92.5	34.3
647	2025	5.6	31476	87.8	31.4
633	2175	6.1	29451	82.1	29.6
621	2340	6.5	27276	76.0	28.9
609	2400	6.7	24936	69.5	28.6
598	2274	6.3	22536	62.8	27.9
587	2244	6.3	20262	56.5	27.8
577	2084	5.8	18018	50.2	27.0
567	1983	5.5	15934	44.4	26.5
557	1767	4.9	13951	38.9	25.9
548	1697	4.7	12184	34.0	25.1
539	1530	4.3	10487	29.2	24.6
530	1412	3.9	8957	25.0	23.6
522	1313	3.7	7545	21.0	23.4
513	1171	3.3	6232	17.4	22.6
505	1077	3.0	5061	14.1	21.7
496	994	2.8	3984	11.1	21.1
488	911	2.5	2990	8.3	20.0
480	774	2.2	2079	5.8	19.2
472	560	1.6	1305	3.6	17.0
464	384	1.1	745	2.1	14.8
456	217	0.6	361	1.0	12.6
450	89	0.2	144	0.4	10.3
445	37	0.1	55	0.2	8.1
440	9	0.0	18	0.1	5.3
435	9	0.0	9	0.0	5.3

2021 ISASP Frequency Distribution

Grade 11 Reading

Scale Score	Frequency	Percent	Cumulative Frequency	Cumulative Percent	CSEM
800	524	1.6	33592	100.0	34.5
745	1124	3.3	33068	98.4	34.5
705	1729	5.1	31944	95.1	42.2
677	2066	6.2	30215	89.9	45.6
662	2330	6.9	28149	83.8	38.1
648	2477	7.4	25819	76.9	31.4
636	2426	7.2	23342	69.5	27.4
624	2386	7.1	20916	62.3	27.0
614	2259	6.7	18530	55.2	26.1
603	2074	6.2	16271	48.4	25.8
593	1821	5.4	14197	42.3	25.2
584	1622	4.8	12376	36.8	24.8
575	1470	4.4	10754	32.0	24.3
566	1370	4.1	9284	27.6	23.6
558	1164	3.5	7914	23.6	23.3
549	1033	3.1	6750	20.1	22.8
541	921	2.7	5717	17.0	22.3
533	847	2.5	4796	14.3	21.6
525	737	2.2	3949	11.8	20.8
517	718	2.1	3212	9.6	20.0
510	661	2.0	2494	7.4	19.4
502	607	1.8	1833	5.5	18.4
495	473	1.4	1226	3.6	16.8
487	320	1.0	753	2.2	14.8
480	232	0.7	433	1.3	12.4
474	106	0.3	201	0.6	10.4
470	61	0.2	95	0.3	7.5
466	26	0.1	34	0.1	5.6
462	7	0.0	8	0.0	3.5
460	1	0.0	1	0.0	3.5

Summary Statistics Reports

**2021 ISASP Summary Statistics
Grade 03 Reading - Combined**

Total Students

Score	N Points	N	Mean	S.D.	Alpha
ELA Scale Score		35596	399.80	27.77	0.93
Reading Scale Score	29	35596	395.02	29.99	0.88
Key Ideas and Details Domain	16	35596	8.04	4.08	0.83
Craft and Structure Domain	10	35596	5.56	2.65	0.74
Integration of Knowledge and Ideas Domain	3	35596	1.23	0.92	0.25

Female Students

Score	N Points	N	Mean	S.D.	Alpha
ELA Scale Score		17436	403.46	28.30	0.93
Reading Scale Score	29	17436	398.06	30.71	0.88
Key Ideas and Details Domain	16	17436	8.48	4.12	0.83
Craft and Structure Domain	10	17436	5.73	2.64	0.74
Integration of Knowledge and Ideas Domain	3	17436	1.30	0.93	0.27

Male Students

Score	N Points	N	Mean	S.D.	Alpha
ELA Scale Score		18160	396.28	26.79	0.92
Reading Scale Score	29	18160	392.09	28.99	0.88
Key Ideas and Details Domain	16	18160	7.62	4.00	0.82
Craft and Structure Domain	10	18160	5.39	2.65	0.73
Integration of Knowledge and Ideas Domain	3	18160	1.16	0.90	0.22

**2021 ISASP Summary Statistics
Grade 03 Reading - Combined**

White Students

Score	N Points	N	Mean	S.D.	Alpha
ELA Scale Score		26457	403.64	27.43	0.92
Reading Scale Score	29	26457	398.93	30.17	0.88
Key Ideas and Details Domain	16	26457	8.56	4.05	0.83
Craft and Structure Domain	10	26457	5.88	2.61	0.73
Integration of Knowledge and Ideas Domain	3	26457	1.30	0.92	0.25

Black/African American Students

Score	N Points	N	Mean	S.D.	Alpha
ELA Scale Score		2265	381.45	22.73	0.90
Reading Scale Score	29	2265	377.21	22.77	0.83
Key Ideas and Details Domain	16	2265	5.58	3.47	0.76
Craft and Structure Domain	10	2265	4.14	2.34	0.64
Integration of Knowledge and Ideas Domain	3	2265	0.91	0.81	0.05

Asian Students

Score	N Points	N	Mean	S.D.	Alpha
ELA Scale Score		898	402.08	28.14	0.93
Reading Scale Score	29	898	395.40	29.21	0.88
Key Ideas and Details Domain	16	898	8.02	3.95	0.81
Craft and Structure Domain	10	898	5.76	2.65	0.74
Integration of Knowledge and Ideas Domain	3	898	1.19	0.93	0.28

**2021 ISASP Summary Statistics
Grade 03 Reading - Combined**

American Indian/Alaskan Native Students

Score	N Points	N	Mean	S.D.	Alpha
ELA Scale Score		154	384.73	21.85	0.89
Reading Scale Score	29	154	379.73	21.58	0.80
Key Ideas and Details Domain	16	154	6.08	3.21	0.70
Craft and Structure Domain	10	154	4.38	2.35	0.63
Integration of Knowledge and Ideas Domain	3	154	0.89	0.88	0.32

Native Hawaiian/Pacific Islander Students

Score	N Points	N	Mean	S.D.	Alpha
ELA Scale Score		168	379.03	20.38	0.88
Reading Scale Score	29	168	374.07	18.68	0.76
Key Ideas and Details Domain	16	168	5.29	2.97	0.66
Craft and Structure Domain	10	168	3.88	2.11	0.54
Integration of Knowledge and Ideas Domain	3	168	0.76	0.81	0.22

Multi-Racial Students

Score	N Points	N	Mean	S.D.	Alpha
ELA Scale Score		1722	395.47	27.05	0.92
Reading Scale Score	29	1722	390.78	28.75	0.88
Key Ideas and Details Domain	16	1722	7.48	4.01	0.82
Craft and Structure Domain	10	1722	5.23	2.64	0.73
Integration of Knowledge and Ideas Domain	3	1722	1.15	0.92	0.27

**2021 ISASP Summary Statistics
Grade 03 Reading - Combined**

Hispanic Students

Score	N Points	N	Mean	S.D.	Alpha
ELA Scale Score		3932	387.40	24.51	0.91
Reading Scale Score	29	3932	382.18	25.37	0.85
Key Ideas and Details Domain	16	3932	6.42	3.70	0.78
Craft and Structure Domain	10	3932	4.43	2.50	0.69
Integration of Knowledge and Ideas Domain	3	3932	0.98	0.86	0.17

English Language Learner (ELL) Students

Score	N Points	N	Mean	S.D.	Alpha
ELA Scale Score		2370	373.54	15.45	0.82
Reading Scale Score	29	2370	368.60	14.46	0.64
Key Ideas and Details Domain	16	2370	4.45	2.43	0.52
Craft and Structure Domain	10	2370	3.23	1.88	0.44
Integration of Knowledge and Ideas Domain	3	2370	0.81	0.77	0.04

Students with Free or Reduced Lunch (FRL)

Score	N Points	N	Mean	S.D.	Alpha
ELA Scale Score		14636	388.46	24.55	0.91
Reading Scale Score	29	14636	383.59	25.45	0.85
Key Ideas and Details Domain	16	14636	6.58	3.75	0.79
Craft and Structure Domain	10	14636	4.60	2.48	0.68
Integration of Knowledge and Ideas Domain	3	14636	1.03	0.87	0.17

**2021 ISASP Summary Statistics
Grade 03 Reading - Combined**

Students with an Individual Education Plan (IEP)

Score	N Points	N	Mean	S.D.	Alpha
ELA Scale Score		4633	376.35	20.39	0.89
Reading Scale Score	29	4633	372.51	21.03	0.81
Key Ideas and Details Domain	16	4633	4.97	3.25	0.74
Craft and Structure Domain	10	4633	3.51	2.24	0.62
Integration of Knowledge and Ideas Domain	3	4633	0.91	0.81	0.09

**2021 ISASP Summary Statistics
Grade 03 Reading - Online**

Total Students

Score	N Points	N	Mean	S.D.	Alpha
ELA Scale Score		33384	399.43	27.81	0.93
Reading Scale Score	29	33384	394.68	30.03	0.88
Key Ideas and Details Domain	16	33384	7.98	4.09	0.83
Craft and Structure Domain	10	33384	5.55	2.65	0.74
Integration of Knowledge and Ideas Domain	3	33384	1.22	0.92	0.25

Female Students

Score	N Points	N	Mean	S.D.	Alpha
ELA Scale Score		16384	403.04	28.33	0.93
Reading Scale Score	29	16384	397.70	30.76	0.89
Key Ideas and Details Domain	16	16384	8.41	4.13	0.83
Craft and Structure Domain	10	16384	5.72	2.64	0.74
Integration of Knowledge and Ideas Domain	3	16384	1.29	0.93	0.27

Male Students

Score	N Points	N	Mean	S.D.	Alpha
ELA Scale Score		17000	395.96	26.85	0.92
Reading Scale Score	29	17000	391.78	29.01	0.88
Key Ideas and Details Domain	16	17000	7.57	4.00	0.82
Craft and Structure Domain	10	17000	5.38	2.65	0.74
Integration of Knowledge and Ideas Domain	3	17000	1.16	0.90	0.22

**2021 ISASP Summary Statistics
Grade 03 Reading - Online**

White Students

Score	N Points	N	Mean	S.D.	Alpha
ELA Scale Score		24514	403.37	27.50	0.92
Reading Scale Score	29	24514	398.71	30.26	0.88
Key Ideas and Details Domain	16	24514	8.51	4.06	0.83
Craft and Structure Domain	10	24514	5.88	2.61	0.73
Integration of Knowledge and Ideas Domain	3	24514	1.30	0.92	0.26

Black/African American Students

Score	N Points	N	Mean	S.D.	Alpha
ELA Scale Score		2223	381.40	22.76	0.90
Reading Scale Score	29	2223	377.14	22.79	0.83
Key Ideas and Details Domain	16	2223	5.57	3.47	0.76
Craft and Structure Domain	10	2223	4.13	2.35	0.64
Integration of Knowledge and Ideas Domain	3	2223	0.91	0.80	0.06

Asian Students

Score	N Points	N	Mean	S.D.	Alpha
ELA Scale Score		881	402.05	28.09	0.93
Reading Scale Score	29	881	395.36	29.24	0.88
Key Ideas and Details Domain	16	881	8.00	3.95	0.81
Craft and Structure Domain	10	881	5.76	2.65	0.74
Integration of Knowledge and Ideas Domain	3	881	1.19	0.93	0.28

**2021 ISASP Summary Statistics
Grade 03 Reading - Online**

American Indian/Alaskan Native Students

Score	N Points	N	Mean	S.D.	Alpha
ELA Scale Score		149	385.25	21.91	0.89
Reading Scale Score	29	149	380.21	21.66	0.80
Key Ideas and Details Domain	16	149	6.11	3.21	0.70
Craft and Structure Domain	10	149	4.44	2.35	0.63
Integration of Knowledge and Ideas Domain	3	149	0.91	0.88	0.30

Native Hawaiian/Pacific Islander Students

Score	N Points	N	Mean	S.D.	Alpha
ELA Scale Score		161	378.94	20.35	0.88
Reading Scale Score	29	161	374.12	18.72	0.76
Key Ideas and Details Domain	16	161	5.32	2.96	0.65
Craft and Structure Domain	10	161	3.85	2.12	0.55
Integration of Knowledge and Ideas Domain	3	161	0.77	0.82	0.23

Multi-Racial Students

Score	N Points	N	Mean	S.D.	Alpha
ELA Scale Score		1655	395.48	27.14	0.92
Reading Scale Score	29	1655	390.80	28.73	0.88
Key Ideas and Details Domain	16	1655	7.47	4.01	0.82
Craft and Structure Domain	10	1655	5.24	2.65	0.73
Integration of Knowledge and Ideas Domain	3	1655	1.16	0.92	0.28

**2021 ISASP Summary Statistics
Grade 03 Reading - Online**

Hispanic Students

Score	N Points	N	Mean	S.D.	Alpha
ELA Scale Score		3801	387.13	24.47	0.91
Reading Scale Score	29	3801	381.94	25.33	0.85
Key Ideas and Details Domain	16	3801	6.38	3.69	0.78
Craft and Structure Domain	10	3801	4.42	2.50	0.69
Integration of Knowledge and Ideas Domain	3	3801	0.98	0.85	0.17

English Language Learner (ELL) Students

Score	N Points	N	Mean	S.D.	Alpha
ELA Scale Score		2313	373.45	15.47	0.83
Reading Scale Score	29	2313	368.57	14.52	0.64
Key Ideas and Details Domain	16	2313	4.44	2.43	0.53
Craft and Structure Domain	10	2313	3.23	1.89	0.45
Integration of Knowledge and Ideas Domain	3	2313	0.81	0.78	0.04

Students with Free or Reduced Lunch (FRL)

Score	N Points	N	Mean	S.D.	Alpha
ELA Scale Score		14013	388.23	24.56	0.91
Reading Scale Score	29	14013	383.39	25.42	0.85
Key Ideas and Details Domain	16	14013	6.54	3.74	0.79
Craft and Structure Domain	10	14013	4.59	2.48	0.68
Integration of Knowledge and Ideas Domain	3	14013	1.02	0.86	0.17

**2021 ISASP Summary Statistics
Grade 03 Reading - Online**

Students with an Individual Education Plan (IEP)

Score	N Points	N	Mean	S.D.	Alpha
ELA Scale Score		4239	375.85	20.35	0.89
Reading Scale Score	29	4239	372.20	21.04	0.81
Key Ideas and Details Domain	16	4239	4.90	3.24	0.74
Craft and Structure Domain	10	4239	3.50	2.24	0.62
Integration of Knowledge and Ideas Domain	3	4239	0.90	0.82	0.10

**2021 ISASP Summary Statistics
Grade 03 Reading - Paper**

Total Students

Score	N Points	N	Mean	S.D.	Alpha
ELA Scale Score		2212	405.29	26.60	0.92
Reading Scale Score	29	2212	400.03	29.03	0.87
Key Ideas and Details Domain	16	2212	9.01	3.94	0.82
Craft and Structure Domain	10	2212	5.75	2.57	0.72
Integration of Knowledge and Ideas Domain	3	2212	1.31	0.91	0.21

Female Students

Score	N Points	N	Mean	S.D.	Alpha
ELA Scale Score		1052	409.96	27.06	0.92
Reading Scale Score	29	1052	403.73	29.38	0.87
Key Ideas and Details Domain	16	1052	9.58	3.86	0.81
Craft and Structure Domain	10	1052	5.94	2.59	0.73
Integration of Knowledge and Ideas Domain	3	1052	1.37	0.91	0.20

Male Students

Score	N Points	N	Mean	S.D.	Alpha
ELA Scale Score		1160	401.06	25.45	0.91
Reading Scale Score	29	1160	396.67	28.31	0.87
Key Ideas and Details Domain	16	1160	8.49	3.93	0.81
Craft and Structure Domain	10	1160	5.58	2.53	0.70
Integration of Knowledge and Ideas Domain	3	1160	1.26	0.91	0.21

**2021 ISASP Summary Statistics
Grade 03 Reading - Paper**

White Students

Score	N Points	N	Mean	S.D.	Alpha
ELA Scale Score		1943	406.97	26.38	0.92
Reading Scale Score	29	1943	401.74	28.98	0.87
Key Ideas and Details Domain	16	1943	9.24	3.90	0.82
Craft and Structure Domain	10	1943	5.88	2.56	0.72
Integration of Knowledge and Ideas Domain	3	1943	1.34	0.91	0.20

Black/African American Students

Score	N Points	N	Mean	S.D.	Alpha
ELA Scale Score		42	384.26	21.06	0.89
Reading Scale Score	29	42	380.93	21.34	0.80
Key Ideas and Details Domain	16	42	6.05	3.62	0.77
Craft and Structure Domain	10	42	4.57	2.06	0.46
Integration of Knowledge and Ideas Domain	3	42	1.05	0.82	0.00

Asian Students

Score	N Points	N	Mean	S.D.	Alpha
ELA Scale Score		17	403.47	31.50	0.93
Reading Scale Score	29	17	397.53	28.37	0.88
Key Ideas and Details Domain	16	17	8.94	3.85	0.79
Craft and Structure Domain	10	17	5.59	2.90	0.79
Integration of Knowledge and Ideas Domain	3	17	1.12	0.93	0.33

**2021 ISASP Summary Statistics
Grade 03 Reading - Paper**

American Indian/Alaskan Native Students¹

Score	N Points	N	Mean	S.D.	Alpha
ELA Scale Score		--	--	--	--
Reading Scale Score	29	--	--	--	--
Key Ideas and Details Domain	16	--	--	--	--
Craft and Structure Domain	10	--	--	--	--
Integration of Knowledge and Ideas Domain	3	--	--	--	--

¹ The cells containing '--' are due to counts too small to report.

Native Hawaiian/Pacific Islander Students¹

Score	N Points	N	Mean	S.D.	Alpha
ELA Scale Score		--	--	--	--
Reading Scale Score	29	--	--	--	--
Key Ideas and Details Domain	16	--	--	--	--
Craft and Structure Domain	10	--	--	--	--
Integration of Knowledge and Ideas Domain	3	--	--	--	--

¹ The cells containing '--' are due to counts too small to report.

Multi-Racial Students

Score	N Points	N	Mean	S.D.	Alpha
ELA Scale Score		67	395.30	25.03	0.92
Reading Scale Score	29	67	390.19	29.48	0.86
Key Ideas and Details Domain	16	67	7.69	4.03	0.82
Craft and Structure Domain	10	67	4.93	2.43	0.66
Integration of Knowledge and Ideas Domain	3	67	1.07	0.88	0.15

**2021 ISASP Summary Statistics
Grade 03 Reading - Paper**

Hispanic Students

Score	N Points	N	Mean	S.D.	Alpha
ELA Scale Score		131	395.11	24.61	0.91
Reading Scale Score	29	131	388.95	25.68	0.84
Key Ideas and Details Domain	16	131	7.65	3.58	0.75
Craft and Structure Domain	10	131	4.82	2.50	0.68
Integration of Knowledge and Ideas Domain	3	131	1.11	0.90	0.20

English Language Learner (ELL) Students

Score	N Points	N	Mean	S.D.	Alpha
ELA Scale Score		57	377.16	14.39	0.75
Reading Scale Score	29	57	369.89	11.69	0.38
Key Ideas and Details Domain	16	57	4.93	2.45	0.49
Craft and Structure Domain	10	57	3.12	1.42	0.00
Integration of Knowledge and Ideas Domain	3	57	0.91	0.71	0.00

Students with Free or Reduced Lunch (FRL)

Score	N Points	N	Mean	S.D.	Alpha
ELA Scale Score		623	393.65	23.76	0.91
Reading Scale Score	29	623	388.11	25.58	0.84
Key Ideas and Details Domain	16	623	7.44	3.75	0.78
Craft and Structure Domain	10	623	4.80	2.43	0.66
Integration of Knowledge and Ideas Domain	3	623	1.12	0.90	0.22

**2021 ISASP Summary Statistics
Grade 03 Reading - Paper**

Students with an Individual Education Plan (IEP)

Score	N Points	N	Mean	S.D.	Alpha
ELA Scale Score		394	381.81	19.97	0.88
Reading Scale Score	29	394	375.88	20.74	0.79
Key Ideas and Details Domain	16	394	5.70	3.36	0.74
Craft and Structure Domain	10	394	3.69	2.16	0.57
Integration of Knowledge and Ideas Domain	3	394	0.95	0.79	0.00

**2021 ISASP Summary Statistics
Grade 04 Reading - Combined**

Total Students

Score	N Points	N	Mean	S.D.	Alpha
ELA Scale Score		35527	436.79	33.48	0.92
Reading Scale Score	30	35527	436.91	36.65	0.86
Key Ideas and Details Domain	15	35527	9.06	3.27	0.76
Craft and Structure Domain	11	35527	7.64	2.52	0.74
Integration of Knowledge and Ideas Domain	4	35527	2.17	1.00	0.31

Female Students

Score	N Points	N	Mean	S.D.	Alpha
ELA Scale Score		17320	440.41	33.31	0.92
Reading Scale Score	30	17320	438.54	36.50	0.86
Key Ideas and Details Domain	15	17320	9.13	3.24	0.76
Craft and Structure Domain	11	17320	7.75	2.46	0.73
Integration of Knowledge and Ideas Domain	4	17320	2.25	0.99	0.30

Male Students

Score	N Points	N	Mean	S.D.	Alpha
ELA Scale Score		18207	433.36	33.28	0.92
Reading Scale Score	30	18207	435.36	36.73	0.87
Key Ideas and Details Domain	15	18207	8.98	3.29	0.76
Craft and Structure Domain	11	18207	7.54	2.56	0.74
Integration of Knowledge and Ideas Domain	4	18207	2.09	0.99	0.31

**2021 ISASP Summary Statistics
Grade 04 Reading - Combined**

White Students

Score	N Points	N	Mean	S.D.	Alpha
ELA Scale Score		26453	441.33	32.39	0.91
Reading Scale Score	30	26453	441.51	35.78	0.86
Key Ideas and Details Domain	15	26453	9.47	3.15	0.75
Craft and Structure Domain	11	26453	7.92	2.40	0.72
Integration of Knowledge and Ideas Domain	4	26453	2.24	0.98	0.30

Black/African American Students

Score	N Points	N	Mean	S.D.	Alpha
ELA Scale Score		2281	413.74	31.02	0.90
Reading Scale Score	30	2281	414.25	33.61	0.84
Key Ideas and Details Domain	15	2281	7.07	3.20	0.71
Craft and Structure Domain	11	2281	6.23	2.67	0.72
Integration of Knowledge and Ideas Domain	4	2281	1.71	0.98	0.24

Asian Students

Score	N Points	N	Mean	S.D.	Alpha
ELA Scale Score		869	442.72	34.71	0.92
Reading Scale Score	30	869	442.71	37.55	0.87
Key Ideas and Details Domain	15	869	9.50	3.23	0.77
Craft and Structure Domain	11	869	7.95	2.48	0.76
Integration of Knowledge and Ideas Domain	4	869	2.30	1.01	0.32

**2021 ISASP Summary Statistics
Grade 04 Reading - Combined**

American Indian/Alaskan Native Students

Score	N Points	N	Mean	S.D.	Alpha
ELA Scale Score		143	417.26	31.16	0.90
Reading Scale Score	30	143	417.21	34.62	0.85
Key Ideas and Details Domain	15	143	7.31	3.20	0.71
Craft and Structure Domain	11	143	6.48	2.80	0.76
Integration of Knowledge and Ideas Domain	4	143	1.75	0.95	0.25

Native Hawaiian/Pacific Islander Students

Score	N Points	N	Mean	S.D.	Alpha
ELA Scale Score		163	411.85	31.42	0.91
Reading Scale Score	30	163	408.95	32.90	0.85
Key Ideas and Details Domain	15	163	6.56	3.00	0.67
Craft and Structure Domain	11	163	5.74	2.83	0.75
Integration of Knowledge and Ideas Domain	4	163	1.77	1.01	0.38

Multi-Racial Students

Score	N Points	N	Mean	S.D.	Alpha
ELA Scale Score		1500	431.83	32.83	0.91
Reading Scale Score	30	1500	432.29	35.86	0.86
Key Ideas and Details Domain	15	1500	8.69	3.25	0.74
Craft and Structure Domain	11	1500	7.40	2.54	0.73
Integration of Knowledge and Ideas Domain	4	1500	2.03	1.01	0.29

**2021 ISASP Summary Statistics
Grade 04 Reading - Combined**

Hispanic Students

Score	N Points	N	Mean	S.D.	Alpha
ELA Scale Score		4118	422.66	31.59	0.91
Reading Scale Score	30	4118	422.19	34.62	0.85
Key Ideas and Details Domain	15	4118	7.71	3.25	0.73
Craft and Structure Domain	11	4118	6.75	2.59	0.72
Integration of Knowledge and Ideas Domain	4	4118	1.96	0.98	0.27

English Language Learner (ELL) Students

Score	N Points	N	Mean	S.D.	Alpha
ELA Scale Score		2131	401.34	24.21	0.86
Reading Scale Score	30	2131	399.64	25.72	0.75
Key Ideas and Details Domain	15	2131	5.72	2.63	0.56
Craft and Structure Domain	11	2131	5.14	2.33	0.58
Integration of Knowledge and Ideas Domain	4	2131	1.57	0.92	0.19

Students with Free or Reduced Lunch (FRL)

Score	N Points	N	Mean	S.D.	Alpha
ELA Scale Score		14587	422.99	31.68	0.91
Reading Scale Score	30	14587	422.88	34.61	0.85
Key Ideas and Details Domain	15	14587	7.87	3.22	0.73
Craft and Structure Domain	11	14587	6.78	2.64	0.73
Integration of Knowledge and Ideas Domain	4	14587	1.90	0.97	0.25

**2021 ISASP Summary Statistics
Grade 04 Reading - Combined**

Students with an Individual Education Plan (IEP)

Score	N Points	N	Mean	S.D.	Alpha
ELA Scale Score		4724	402.26	28.02	0.89
Reading Scale Score	30	4724	401.51	31.27	0.82
Key Ideas and Details Domain	15	4724	6.09	3.06	0.68
Craft and Structure Domain	11	4724	5.09	2.63	0.68
Integration of Knowledge and Ideas Domain	4	4724	1.48	0.93	0.24

**2021 ISASP Summary Statistics
Grade 04 Reading - Online**

Total Students

Score	N Points	N	Mean	S.D.	Alpha
ELA Scale Score		33485	436.53	33.49	0.92
Reading Scale Score	30	33485	436.62	36.61	0.86
Key Ideas and Details Domain	15	33485	9.03	3.27	0.76
Craft and Structure Domain	11	33485	7.64	2.52	0.74
Integration of Knowledge and Ideas Domain	4	33485	2.15	1.00	0.31

Female Students

Score	N Points	N	Mean	S.D.	Alpha
ELA Scale Score		16351	440.10	33.32	0.92
Reading Scale Score	30	16351	438.24	36.45	0.86
Key Ideas and Details Domain	15	16351	9.11	3.24	0.76
Craft and Structure Domain	11	16351	7.74	2.47	0.73
Integration of Knowledge and Ideas Domain	4	16351	2.24	0.99	0.29

Male Students

Score	N Points	N	Mean	S.D.	Alpha
ELA Scale Score		17134	433.12	33.30	0.92
Reading Scale Score	30	17134	435.07	36.69	0.87
Key Ideas and Details Domain	15	17134	8.95	3.29	0.76
Craft and Structure Domain	11	17134	7.54	2.56	0.74
Integration of Knowledge and Ideas Domain	4	17134	2.07	0.99	0.32

**2021 ISASP Summary Statistics
Grade 04 Reading - Online**

White Students

Score	N Points	N	Mean	S.D.	Alpha
ELA Scale Score		24691	441.20	32.37	0.91
Reading Scale Score	30	24691	441.33	35.72	0.86
Key Ideas and Details Domain	15	24691	9.45	3.15	0.75
Craft and Structure Domain	11	24691	7.93	2.40	0.72
Integration of Knowledge and Ideas Domain	4	24691	2.23	0.98	0.30

Black/African American Students

Score	N Points	N	Mean	S.D.	Alpha
ELA Scale Score		2221	413.60	31.04	0.90
Reading Scale Score	30	2221	414.16	33.57	0.84
Key Ideas and Details Domain	15	2221	7.06	3.19	0.71
Craft and Structure Domain	11	2221	6.24	2.67	0.72
Integration of Knowledge and Ideas Domain	4	2221	1.70	0.98	0.25

Asian Students

Score	N Points	N	Mean	S.D.	Alpha
ELA Scale Score		843	442.76	34.83	0.92
Reading Scale Score	30	843	442.74	37.50	0.87
Key Ideas and Details Domain	15	843	9.51	3.23	0.77
Craft and Structure Domain	11	843	7.96	2.47	0.76
Integration of Knowledge and Ideas Domain	4	843	2.30	1.01	0.33

**2021 ISASP Summary Statistics
Grade 04 Reading - Online**

American Indian/Alaskan Native Students

Score	N Points	N	Mean	S.D.	Alpha
ELA Scale Score		139	417.14	31.39	0.91
Reading Scale Score	30	139	417.12	34.95	0.86
Key Ideas and Details Domain	15	139	7.28	3.23	0.72
Craft and Structure Domain	11	139	6.47	2.83	0.76
Integration of Knowledge and Ideas Domain	4	139	1.76	0.95	0.28

Native Hawaiian/Pacific Islander Students

Score	N Points	N	Mean	S.D.	Alpha
ELA Scale Score		160	411.91	31.69	0.91
Reading Scale Score	30	160	408.91	33.07	0.85
Key Ideas and Details Domain	15	160	6.55	3.02	0.68
Craft and Structure Domain	11	160	5.75	2.84	0.76
Integration of Knowledge and Ideas Domain	4	160	1.76	1.00	0.37

Multi-Racial Students

Score	N Points	N	Mean	S.D.	Alpha
ELA Scale Score		1458	431.79	32.80	0.91
Reading Scale Score	30	1458	432.24	35.76	0.86
Key Ideas and Details Domain	15	1458	8.69	3.24	0.74
Craft and Structure Domain	11	1458	7.41	2.54	0.73
Integration of Knowledge and Ideas Domain	4	1458	2.02	1.00	0.28

**2021 ISASP Summary Statistics
Grade 04 Reading - Online**

Hispanic Students

Score	N Points	N	Mean	S.D.	Alpha
ELA Scale Score		3973	422.46	31.56	0.91
Reading Scale Score	30	3973	421.99	34.52	0.85
Key Ideas and Details Domain	15	3973	7.69	3.24	0.73
Craft and Structure Domain	11	3973	6.74	2.58	0.71
Integration of Knowledge and Ideas Domain	4	3973	1.96	0.98	0.27

English Language Learner (ELL) Students

Score	N Points	N	Mean	S.D.	Alpha
ELA Scale Score		2066	401.22	24.16	0.86
Reading Scale Score	30	2066	399.59	25.61	0.75
Key Ideas and Details Domain	15	2066	5.71	2.62	0.56
Craft and Structure Domain	11	2066	5.15	2.32	0.58
Integration of Knowledge and Ideas Domain	4	2066	1.56	0.92	0.20

Students with Free or Reduced Lunch (FRL)

Score	N Points	N	Mean	S.D.	Alpha
ELA Scale Score		13960	422.79	31.65	0.91
Reading Scale Score	30	13960	422.64	34.50	0.85
Key Ideas and Details Domain	15	13960	7.84	3.22	0.73
Craft and Structure Domain	11	13960	6.78	2.63	0.73
Integration of Knowledge and Ideas Domain	4	13960	1.89	0.97	0.25

**2021 ISASP Summary Statistics
Grade 04 Reading - Online**

Students with an Individual Education Plan (IEP)

Score	N Points	N	Mean	S.D.	Alpha
ELA Scale Score		4324	401.85	28.22	0.89
Reading Scale Score	30	4324	401.16	31.31	0.82
Key Ideas and Details Domain	15	4324	6.05	3.06	0.68
Craft and Structure Domain	11	4324	5.07	2.63	0.68
Integration of Knowledge and Ideas Domain	4	4324	1.46	0.93	0.24

**2021 ISASP Summary Statistics
Grade 04 Reading - Paper**

Total Students

Score	N Points	N	Mean	S.D.	Alpha
ELA Scale Score		2042	441.08	32.90	0.92
Reading Scale Score	30	2042	441.71	37.06	0.87
Key Ideas and Details Domain	15	2042	9.54	3.24	0.77
Craft and Structure Domain	11	2042	7.74	2.52	0.75
Integration of Knowledge and Ideas Domain	4	2042	2.35	0.98	0.28

Female Students

Score	N Points	N	Mean	S.D.	Alpha
ELA Scale Score		969	445.53	32.64	0.92
Reading Scale Score	30	969	443.69	36.96	0.87
Key Ideas and Details Domain	15	969	9.62	3.22	0.77
Craft and Structure Domain	11	969	7.89	2.43	0.73
Integration of Knowledge and Ideas Domain	4	969	2.42	0.99	0.30

Male Students

Score	N Points	N	Mean	S.D.	Alpha
ELA Scale Score		1073	437.06	32.64	0.92
Reading Scale Score	30	1073	439.92	37.08	0.87
Key Ideas and Details Domain	15	1073	9.46	3.27	0.77
Craft and Structure Domain	11	1073	7.60	2.60	0.76
Integration of Knowledge and Ideas Domain	4	1073	2.28	0.97	0.25

**2021 ISASP Summary Statistics
Grade 04 Reading - Paper**

White Students

Score	N Points	N	Mean	S.D.	Alpha
ELA Scale Score		1762	443.17	32.56	0.92
Reading Scale Score	30	1762	443.96	36.51	0.86
Key Ideas and Details Domain	15	1762	9.74	3.17	0.76
Craft and Structure Domain	11	1762	7.88	2.45	0.74
Integration of Knowledge and Ideas Domain	4	1762	2.37	0.98	0.29

Black/African American Students

Score	N Points	N	Mean	S.D.	Alpha
ELA Scale Score		60	419.13	29.94	0.90
Reading Scale Score	30	60	417.65	35.29	0.85
Key Ideas and Details Domain	15	60	7.47	3.26	0.72
Craft and Structure Domain	11	60	6.12	2.96	0.78
Integration of Knowledge and Ideas Domain	4	60	2.02	0.93	0.00

Asian Students

Score	N Points	N	Mean	S.D.	Alpha
ELA Scale Score		26	441.35	31.08	0.90
Reading Scale Score	30	26	441.88	39.82	0.88
Key Ideas and Details Domain	15	26	9.38	3.48	0.81
Craft and Structure Domain	11	26	7.77	2.72	0.80
Integration of Knowledge and Ideas Domain	4	26	2.38	0.98	0.00

**2021 ISASP Summary Statistics
Grade 04 Reading - Paper**

American Indian/Alaskan Native Students¹

Score	N Points	N	Mean	S.D.	Alpha
ELA Scale Score		--	--	--	--
Reading Scale Score	30	--	--	--	--
Key Ideas and Details Domain	15	--	--	--	--
Craft and Structure Domain	11	--	--	--	--
Integration of Knowledge and Ideas Domain	4	--	--	--	--

¹ The cells containing '--' are due to counts too small to report.

Native Hawaiian/Pacific Islander Students¹

Score	N Points	N	Mean	S.D.	Alpha
ELA Scale Score		--	--	--	--
Reading Scale Score	30	--	--	--	--
Key Ideas and Details Domain	15	--	--	--	--
Craft and Structure Domain	11	--	--	--	--
Integration of Knowledge and Ideas Domain	4	--	--	--	--

¹ The cells containing '--' are due to counts too small to report.

Multi-Racial Students

Score	N Points	N	Mean	S.D.	Alpha
ELA Scale Score		42	433.17	34.28	0.91
Reading Scale Score	30	42	433.76	39.71	0.88
Key Ideas and Details Domain	15	42	8.45	3.46	0.78
Craft and Structure Domain	11	42	7.26	2.61	0.75
Integration of Knowledge and Ideas Domain	4	42	2.50	1.11	0.46

**2021 ISASP Summary Statistics
Grade 04 Reading - Paper**

Hispanic Students

Score	N Points	N	Mean	S.D.	Alpha
ELA Scale Score		145	428.17	31.95	0.92
Reading Scale Score	30	145	427.75	36.90	0.88
Key Ideas and Details Domain	15	145	8.28	3.45	0.78
Craft and Structure Domain	11	145	6.96	2.74	0.78
Integration of Knowledge and Ideas Domain	4	145	2.10	0.96	0.20

English Language Learner (ELL) Students

Score	N Points	N	Mean	S.D.	Alpha
ELA Scale Score		65	405.12	25.66	0.89
Reading Scale Score	30	65	401.18	29.35	0.80
Key Ideas and Details Domain	15	65	6.03	2.98	0.67
Craft and Structure Domain	11	65	4.88	2.65	0.70
Integration of Knowledge and Ideas Domain	4	65	1.72	0.91	0.06

Students with Free or Reduced Lunch (FRL)

Score	N Points	N	Mean	S.D.	Alpha
ELA Scale Score		627	427.39	32.00	0.91
Reading Scale Score	30	627	428.13	36.72	0.87
Key Ideas and Details Domain	15	627	8.38	3.30	0.75
Craft and Structure Domain	11	627	6.89	2.76	0.76
Integration of Knowledge and Ideas Domain	4	627	2.13	1.00	0.27

**2021 ISASP Summary Statistics
Grade 04 Reading - Paper**

Students with an Individual Education Plan (IEP)

Score	N Points	N	Mean	S.D.	Alpha
ELA Scale Score		400	406.63	25.43	0.88
Reading Scale Score	30	400	405.32	30.64	0.82
Key Ideas and Details Domain	15	400	6.47	2.95	0.65
Craft and Structure Domain	11	400	5.26	2.65	0.69
Integration of Knowledge and Ideas Domain	4	400	1.68	0.95	0.21

**2021 ISASP Summary Statistics
Grade 05 Reading - Combined**

Total Students

Score	N Points	N	Mean	S.D.	Alpha
ELA Scale Score		36642	453.70	39.46	0.92
Reading Scale Score	31	36642	457.46	40.30	0.86
Key Ideas and Details Domain	16	36642	9.41	3.52	0.77
Craft and Structure Domain	11	36642	6.84	2.51	0.67
Integration of Knowledge and Ideas Domain	4	36642	2.45	1.17	0.43

Female Students

Score	N Points	N	Mean	S.D.	Alpha
ELA Scale Score		17962	457.36	39.21	0.92
Reading Scale Score	31	17962	458.70	39.62	0.85
Key Ideas and Details Domain	16	17962	9.58	3.44	0.76
Craft and Structure Domain	11	17962	6.90	2.46	0.66
Integration of Knowledge and Ideas Domain	4	17962	2.43	1.17	0.43

Male Students

Score	N Points	N	Mean	S.D.	Alpha
ELA Scale Score		18680	450.19	39.38	0.92
Reading Scale Score	31	18680	456.27	40.91	0.86
Key Ideas and Details Domain	16	18680	9.24	3.59	0.77
Craft and Structure Domain	11	18680	6.78	2.56	0.68
Integration of Knowledge and Ideas Domain	4	18680	2.46	1.18	0.44

**2021 ISASP Summary Statistics
Grade 05 Reading - Combined**

White Students

Score	N Points	N	Mean	S.D.	Alpha
ELA Scale Score		27346	458.94	38.24	0.91
Reading Scale Score	31	27346	462.32	39.34	0.85
Key Ideas and Details Domain	16	27346	9.83	3.38	0.76
Craft and Structure Domain	11	27346	7.12	2.41	0.65
Integration of Knowledge and Ideas Domain	4	27346	2.53	1.16	0.43

Black/African American Students

Score	N Points	N	Mean	S.D.	Alpha
ELA Scale Score		2314	427.40	35.89	0.90
Reading Scale Score	31	2314	433.76	36.86	0.84
Key Ideas and Details Domain	16	2314	7.41	3.58	0.75
Craft and Structure Domain	11	2314	5.42	2.54	0.65
Integration of Knowledge and Ideas Domain	4	2314	2.01	1.15	0.34

Asian Students

Score	N Points	N	Mean	S.D.	Alpha
ELA Scale Score		824	461.94	41.03	0.92
Reading Scale Score	31	824	464.99	41.22	0.86
Key Ideas and Details Domain	16	824	10.01	3.52	0.78
Craft and Structure Domain	11	824	7.07	2.46	0.66
Integration of Knowledge and Ideas Domain	4	824	2.74	1.10	0.39

**2021 ISASP Summary Statistics
Grade 05 Reading - Combined**

American Indian/Alaskan Native Students

Score	N Points	N	Mean	S.D.	Alpha
ELA Scale Score		147	437.95	35.46	0.90
Reading Scale Score	31	147	445.14	37.34	0.84
Key Ideas and Details Domain	16	147	8.31	3.70	0.78
Craft and Structure Domain	11	147	6.27	2.67	0.70
Integration of Knowledge and Ideas Domain	4	147	2.23	1.08	0.22

Native Hawaiian/Pacific Islander Students

Score	N Points	N	Mean	S.D.	Alpha
ELA Scale Score		158	419.28	33.32	0.89
Reading Scale Score	31	158	424.39	31.70	0.79
Key Ideas and Details Domain	16	158	6.44	3.33	0.72
Craft and Structure Domain	11	158	4.96	2.33	0.57
Integration of Knowledge and Ideas Domain	4	158	1.87	1.10	0.25

Multi-Racial Students

Score	N Points	N	Mean	S.D.	Alpha
ELA Scale Score		1637	447.66	40.53	0.92
Reading Scale Score	31	1637	452.91	41.28	0.86
Key Ideas and Details Domain	16	1637	8.98	3.61	0.78
Craft and Structure Domain	11	1637	6.56	2.58	0.68
Integration of Knowledge and Ideas Domain	4	1637	2.38	1.18	0.42

**2021 ISASP Summary Statistics
Grade 05 Reading - Combined**

Hispanic Students

Score	N Points	N	Mean	S.D.	Alpha
ELA Scale Score		4216	436.74	36.93	0.91
Reading Scale Score	31	4216	440.95	38.10	0.84
Key Ideas and Details Domain	16	4216	7.98	3.50	0.75
Craft and Structure Domain	11	4216	5.91	2.57	0.66
Integration of Knowledge and Ideas Domain	4	4216	2.15	1.17	0.39

English Language Learner (ELL) Students

Score	N Points	N	Mean	S.D.	Alpha
ELA Scale Score		1774	408.27	24.44	0.83
Reading Scale Score	31	1774	413.04	25.72	0.71
Key Ideas and Details Domain	16	1774	5.41	2.74	0.58
Craft and Structure Domain	11	1774	4.15	2.12	0.49
Integration of Knowledge and Ideas Domain	4	1774	1.70	1.06	0.19

Students with Free or Reduced Lunch (FRL)

Score	N Points	N	Mean	S.D.	Alpha
ELA Scale Score		14937	437.19	36.41	0.90
Reading Scale Score	31	14937	442.62	38.00	0.84
Key Ideas and Details Domain	16	14937	8.16	3.53	0.75
Craft and Structure Domain	11	14937	6.01	2.56	0.66
Integration of Knowledge and Ideas Domain	4	14937	2.18	1.16	0.37

**2021 ISASP Summary Statistics
Grade 05 Reading - Combined**

Students with an Individual Education Plan (IEP)

Score	N Points	N	Mean	S.D.	Alpha
ELA Scale Score		4893	413.61	30.56	0.88
Reading Scale Score	31	4893	419.56	32.87	0.81
Key Ideas and Details Domain	16	4893	6.01	3.25	0.70
Craft and Structure Domain	11	4893	4.52	2.40	0.61
Integration of Knowledge and Ideas Domain	4	4893	1.82	1.11	0.28

**2021 ISASP Summary Statistics
Grade 05 Reading - Online**

Total Students

Score	N Points	N	Mean	S.D.	Alpha
ELA Scale Score		34643	453.37	39.54	0.92
Reading Scale Score	31	34643	457.18	40.37	0.86
Key Ideas and Details Domain	16	34643	9.38	3.52	0.77
Craft and Structure Domain	11	34643	6.83	2.52	0.67
Integration of Knowledge and Ideas Domain	4	34643	2.44	1.17	0.43

Female Students

Score	N Points	N	Mean	S.D.	Alpha
ELA Scale Score		16987	456.99	39.26	0.92
Reading Scale Score	31	16987	458.44	39.67	0.85
Key Ideas and Details Domain	16	16987	9.55	3.44	0.76
Craft and Structure Domain	11	16987	6.89	2.47	0.66
Integration of Knowledge and Ideas Domain	4	16987	2.42	1.17	0.43

Male Students

Score	N Points	N	Mean	S.D.	Alpha
ELA Scale Score		17656	449.88	39.49	0.92
Reading Scale Score	31	17656	455.97	40.99	0.86
Key Ideas and Details Domain	16	17656	9.21	3.59	0.77
Craft and Structure Domain	11	17656	6.76	2.57	0.68
Integration of Knowledge and Ideas Domain	4	17656	2.46	1.18	0.44

**2021 ISASP Summary Statistics
Grade 05 Reading - Online**

White Students

Score	N Points	N	Mean	S.D.	Alpha
ELA Scale Score		25603	458.70	38.32	0.91
Reading Scale Score	31	25603	462.13	39.42	0.85
Key Ideas and Details Domain	16	25603	9.80	3.38	0.76
Craft and Structure Domain	11	25603	7.12	2.42	0.65
Integration of Knowledge and Ideas Domain	4	25603	2.52	1.16	0.43

Black/African American Students

Score	N Points	N	Mean	S.D.	Alpha
ELA Scale Score		2264	427.29	35.82	0.90
Reading Scale Score	31	2264	433.70	36.79	0.84
Key Ideas and Details Domain	16	2264	7.40	3.57	0.75
Craft and Structure Domain	11	2264	5.42	2.54	0.65
Integration of Knowledge and Ideas Domain	4	2264	2.01	1.15	0.33

Asian Students

Score	N Points	N	Mean	S.D.	Alpha
ELA Scale Score		800	462.29	41.09	0.92
Reading Scale Score	31	800	465.30	41.16	0.86
Key Ideas and Details Domain	16	800	10.03	3.51	0.78
Craft and Structure Domain	11	800	7.09	2.46	0.66
Integration of Knowledge and Ideas Domain	4	800	2.75	1.10	0.39

**2021 ISASP Summary Statistics
Grade 05 Reading - Online**

American Indian/Alaskan Native Students

Score	N Points	N	Mean	S.D.	Alpha
ELA Scale Score		140	438.04	36.14	0.90
Reading Scale Score	31	140	445.08	37.84	0.85
Key Ideas and Details Domain	16	140	8.34	3.71	0.78
Craft and Structure Domain	11	140	6.24	2.72	0.71
Integration of Knowledge and Ideas Domain	4	140	2.21	1.09	0.23

Native Hawaiian/Pacific Islander Students

Score	N Points	N	Mean	S.D.	Alpha
ELA Scale Score		155	419.32	33.55	0.89
Reading Scale Score	31	155	424.44	31.97	0.80
Key Ideas and Details Domain	16	155	6.46	3.35	0.72
Craft and Structure Domain	11	155	4.94	2.35	0.57
Integration of Knowledge and Ideas Domain	4	155	1.89	1.10	0.24

Multi-Racial Students

Score	N Points	N	Mean	S.D.	Alpha
ELA Scale Score		1581	447.70	40.66	0.92
Reading Scale Score	31	1581	452.87	41.39	0.86
Key Ideas and Details Domain	16	1581	8.97	3.62	0.78
Craft and Structure Domain	11	1581	6.56	2.58	0.68
Integration of Knowledge and Ideas Domain	4	1581	2.38	1.18	0.43

**2021 ISASP Summary Statistics
Grade 05 Reading - Online**

Hispanic Students

Score	N Points	N	Mean	S.D.	Alpha
ELA Scale Score		4100	436.69	36.97	0.91
Reading Scale Score	31	4100	441.01	38.12	0.84
Key Ideas and Details Domain	16	4100	7.99	3.50	0.74
Craft and Structure Domain	11	4100	5.92	2.57	0.66
Integration of Knowledge and Ideas Domain	4	4100	2.15	1.17	0.39

English Language Learner (ELL) Students

Score	N Points	N	Mean	S.D.	Alpha
ELA Scale Score		1730	408.19	24.42	0.83
Reading Scale Score	31	1730	413.09	25.75	0.71
Key Ideas and Details Domain	16	1730	5.41	2.73	0.58
Craft and Structure Domain	11	1730	4.16	2.13	0.49
Integration of Knowledge and Ideas Domain	4	1730	1.71	1.06	0.19

Students with Free or Reduced Lunch (FRL)

Score	N Points	N	Mean	S.D.	Alpha
ELA Scale Score		14329	436.86	36.39	0.90
Reading Scale Score	31	14329	442.30	37.94	0.84
Key Ideas and Details Domain	16	14329	8.12	3.53	0.75
Craft and Structure Domain	11	14329	5.99	2.56	0.66
Integration of Knowledge and Ideas Domain	4	14329	2.17	1.16	0.37

**2021 ISASP Summary Statistics
Grade 05 Reading - Online**

Students with an Individual Education Plan (IEP)

Score	N Points	N	Mean	S.D.	Alpha
ELA Scale Score		4548	412.91	30.54	0.88
Reading Scale Score	31	4548	418.88	32.80	0.81
Key Ideas and Details Domain	16	4548	5.94	3.23	0.70
Craft and Structure Domain	11	4548	4.47	2.41	0.61
Integration of Knowledge and Ideas Domain	4	4548	1.82	1.11	0.27

**2021 ISASP Summary Statistics
Grade 05 Reading - Paper**

Total Students

Score	N Points	N	Mean	S.D.	Alpha
ELA Scale Score		1999	459.52	37.59	0.91
Reading Scale Score	31	1999	462.30	38.83	0.85
Key Ideas and Details Domain	16	1999	9.93	3.35	0.76
Craft and Structure Domain	11	1999	7.01	2.39	0.64
Integration of Knowledge and Ideas Domain	4	1999	2.55	1.15	0.43

Female Students

Score	N Points	N	Mean	S.D.	Alpha
ELA Scale Score		975	463.70	37.80	0.91
Reading Scale Score	31	975	463.22	38.51	0.85
Key Ideas and Details Domain	16	975	10.06	3.28	0.76
Craft and Structure Domain	11	975	7.03	2.38	0.64
Integration of Knowledge and Ideas Domain	4	975	2.56	1.16	0.47

Male Students

Score	N Points	N	Mean	S.D.	Alpha
ELA Scale Score		1024	455.53	36.96	0.91
Reading Scale Score	31	1024	461.42	39.13	0.85
Key Ideas and Details Domain	16	1024	9.82	3.42	0.76
Craft and Structure Domain	11	1024	6.99	2.40	0.64
Integration of Knowledge and Ideas Domain	4	1024	2.54	1.14	0.41

**2021 ISASP Summary Statistics
Grade 05 Reading - Paper**

White Students

Score	N Points	N	Mean	S.D.	Alpha
ELA Scale Score		1743	462.42	36.85	0.91
Reading Scale Score	31	1743	465.10	38.05	0.84
Key Ideas and Details Domain	16	1743	10.17	3.24	0.75
Craft and Structure Domain	11	1743	7.17	2.33	0.63
Integration of Knowledge and Ideas Domain	4	1743	2.60	1.15	0.44

Black/African American Students

Score	N Points	N	Mean	S.D.	Alpha
ELA Scale Score		50	432.26	38.67	0.91
Reading Scale Score	31	50	436.60	40.05	0.87
Key Ideas and Details Domain	16	50	7.76	3.76	0.77
Craft and Structure Domain	11	50	5.40	2.56	0.65
Integration of Knowledge and Ideas Domain	4	50	2.12	1.22	0.46

Asian Students

Score	N Points	N	Mean	S.D.	Alpha
ELA Scale Score		24	450.13	37.94	0.91
Reading Scale Score	31	24	454.63	42.50	0.86
Key Ideas and Details Domain	16	24	9.46	3.89	0.81
Craft and Structure Domain	11	24	6.38	2.41	0.59
Integration of Knowledge and Ideas Domain	4	24	2.33	1.13	0.34

**2021 ISASP Summary Statistics
Grade 05 Reading - Paper**

American Indian/Alaskan Native Students¹

Score	N Points	N	Mean	S.D.	Alpha
ELA Scale Score		--	--	--	--
Reading Scale Score	31	--	--	--	--
Key Ideas and Details Domain	16	--	--	--	--
Craft and Structure Domain	11	--	--	--	--
Integration of Knowledge and Ideas Domain	4	--	--	--	--

¹ The cells containing '--' are due to counts too small to report.

Native Hawaiian/Pacific Islander Students¹

Score	N Points	N	Mean	S.D.	Alpha
ELA Scale Score		--	--	--	--
Reading Scale Score	31	--	--	--	--
Key Ideas and Details Domain	16	--	--	--	--
Craft and Structure Domain	11	--	--	--	--
Integration of Knowledge and Ideas Domain	4	--	--	--	--

¹ The cells containing '--' are due to counts too small to report.

Multi-Racial Students

Score	N Points	N	Mean	S.D.	Alpha
ELA Scale Score		56	446.43	37.27	0.91
Reading Scale Score	31	56	453.91	38.43	0.84
Key Ideas and Details Domain	16	56	9.27	3.33	0.72
Craft and Structure Domain	11	56	6.45	2.59	0.69
Integration of Knowledge and Ideas Domain	4	56	2.48	1.08	0.29

**2021 ISASP Summary Statistics
Grade 05 Reading - Paper**

Hispanic Students

Score	N Points	N	Mean	S.D.	Alpha
ELA Scale Score		116	438.44	35.78	0.90
Reading Scale Score	31	116	438.95	37.57	0.84
Key Ideas and Details Domain	16	116	7.90	3.61	0.76
Craft and Structure Domain	11	116	5.68	2.53	0.65
Integration of Knowledge and Ideas Domain	4	116	2.14	1.13	0.31

English Language Learner (ELL) Students

Score	N Points	N	Mean	S.D.	Alpha
ELA Scale Score		44	411.48	25.10	0.85
Reading Scale Score	31	44	410.84	24.75	0.70
Key Ideas and Details Domain	16	44	5.41	3.04	0.66
Craft and Structure Domain	11	44	3.89	1.79	0.30
Integration of Knowledge and Ideas Domain	4	44	1.57	1.00	0.10

Students with Free or Reduced Lunch (FRL)

Score	N Points	N	Mean	S.D.	Alpha
ELA Scale Score		608	444.98	36.13	0.91
Reading Scale Score	31	608	450.12	38.57	0.85
Key Ideas and Details Domain	16	608	8.89	3.55	0.77
Craft and Structure Domain	11	608	6.38	2.51	0.65
Integration of Knowledge and Ideas Domain	4	608	2.30	1.15	0.38

**2021 ISASP Summary Statistics
Grade 05 Reading - Paper**

Students with an Individual Education Plan (IEP)

Score	N Points	N	Mean	S.D.	Alpha
ELA Scale Score		345	422.78	29.43	0.87
Reading Scale Score	31	345	428.48	32.64	0.80
Key Ideas and Details Domain	16	345	6.98	3.33	0.71
Craft and Structure Domain	11	345	5.09	2.22	0.52
Integration of Knowledge and Ideas Domain	4	345	1.93	1.15	0.36

**2021 ISASP Summary Statistics
Grade 06 Reading - Combined**

Total Students

Score	N Points	N	Mean	S.D.	Alpha
ELA Scale Score		37057	482.78	42.40	0.92
Reading Scale Score	32	37057	483.34	43.69	0.87
Key Ideas and Details Domain	17	37057	11.14	3.74	0.79
Craft and Structure Domain	12	37057	7.41	2.39	0.65
Integration of Knowledge and Ideas Domain	3	37057	1.96	1.00	0.52

Female Students

Score	N Points	N	Mean	S.D.	Alpha
ELA Scale Score		18065	489.08	41.33	0.92
Reading Scale Score	32	18065	486.59	43.19	0.86
Key Ideas and Details Domain	17	18065	11.32	3.64	0.78
Craft and Structure Domain	12	18065	7.66	2.32	0.63
Integration of Knowledge and Ideas Domain	3	18065	2.00	0.98	0.51

Male Students

Score	N Points	N	Mean	S.D.	Alpha
ELA Scale Score		18992	476.78	42.53	0.92
Reading Scale Score	32	18992	480.25	43.93	0.87
Key Ideas and Details Domain	17	18992	10.96	3.83	0.79
Craft and Structure Domain	12	18992	7.18	2.44	0.65
Integration of Knowledge and Ideas Domain	3	18992	1.91	1.01	0.53

**2021 ISASP Summary Statistics
Grade 06 Reading - Combined**

White Students

Score	N Points	N	Mean	S.D.	Alpha
ELA Scale Score		27855	488.38	40.88	0.91
Reading Scale Score	32	27855	488.33	42.50	0.86
Key Ideas and Details Domain	17	27855	11.56	3.59	0.78
Craft and Structure Domain	12	27855	7.66	2.30	0.63
Integration of Knowledge and Ideas Domain	3	27855	2.04	0.97	0.51

Black/African American Students

Score	N Points	N	Mean	S.D.	Alpha
ELA Scale Score		2283	451.11	38.85	0.91
Reading Scale Score	32	2283	454.49	40.21	0.86
Key Ideas and Details Domain	17	2283	8.75	3.81	0.76
Craft and Structure Domain	12	2283	5.90	2.48	0.64
Integration of Knowledge and Ideas Domain	3	2283	1.44	1.02	0.48

Asian Students

Score	N Points	N	Mean	S.D.	Alpha
ELA Scale Score		812	491.94	45.41	0.93
Reading Scale Score	32	812	494.22	47.03	0.88
Key Ideas and Details Domain	17	812	11.91	3.80	0.82
Craft and Structure Domain	12	812	7.85	2.33	0.64
Integration of Knowledge and Ideas Domain	3	812	2.13	0.96	0.55

**2021 ISASP Summary Statistics
Grade 06 Reading - Combined**

American Indian/Alaskan Native Students

Score	N Points	N	Mean	S.D.	Alpha
ELA Scale Score		124	462.66	41.04	0.91
Reading Scale Score	32	124	466.44	43.90	0.87
Key Ideas and Details Domain	17	124	9.60	3.95	0.79
Craft and Structure Domain	12	124	6.61	2.32	0.59
Integration of Knowledge and Ideas Domain	3	124	1.69	1.05	0.55

Native Hawaiian/Pacific Islander Students

Score	N Points	N	Mean	S.D.	Alpha
ELA Scale Score		164	445.34	36.87	0.90
Reading Scale Score	32	164	445.84	37.52	0.84
Key Ideas and Details Domain	17	164	7.79	3.69	0.75
Craft and Structure Domain	12	164	5.61	2.44	0.63
Integration of Knowledge and Ideas Domain	3	164	1.29	0.91	0.24

Multi-Racial Students

Score	N Points	N	Mean	S.D.	Alpha
ELA Scale Score		1584	475.12	42.83	0.92
Reading Scale Score	32	1584	477.45	43.63	0.87
Key Ideas and Details Domain	17	1584	10.65	3.86	0.80
Craft and Structure Domain	12	1584	7.13	2.40	0.64
Integration of Knowledge and Ideas Domain	3	1584	1.86	1.00	0.50

**2021 ISASP Summary Statistics
Grade 06 Reading - Combined**

Hispanic Students

Score	N Points	N	Mean	S.D.	Alpha
ELA Scale Score		4235	466.19	40.19	0.91
Reading Scale Score	32	4235	468.14	41.99	0.86
Key Ideas and Details Domain	17	4235	9.82	3.76	0.77
Craft and Structure Domain	12	4235	6.71	2.42	0.64
Integration of Knowledge and Ideas Domain	3	4235	1.72	1.02	0.51

English Language Learner (ELL) Students

Score	N Points	N	Mean	S.D.	Alpha
ELA Scale Score		1657	432.93	29.37	0.86
Reading Scale Score	32	1657	435.19	29.58	0.76
Key Ideas and Details Domain	17	1657	6.95	3.14	0.63
Craft and Structure Domain	12	1657	4.93	2.11	0.49
Integration of Knowledge and Ideas Domain	3	1657	1.10	0.89	0.28

Students with Free or Reduced Lunch (FRL)

Score	N Points	N	Mean	S.D.	Alpha
ELA Scale Score		14813	464.74	40.18	0.91
Reading Scale Score	32	14813	466.53	41.76	0.86
Key Ideas and Details Domain	17	14813	9.74	3.82	0.77
Craft and Structure Domain	12	14813	6.59	2.44	0.64
Integration of Knowledge and Ideas Domain	3	14813	1.67	1.03	0.51

**2021 ISASP Summary Statistics
Grade 06 Reading - Combined**

Students with an Individual Education Plan (IEP)

Score	N Points	N	Mean	S.D.	Alpha
ELA Scale Score		4811	438.00	35.61	0.90
Reading Scale Score	32	4811	442.02	37.63	0.84
Key Ideas and Details Domain	17	4811	7.60	3.68	0.74
Craft and Structure Domain	12	4811	5.22	2.37	0.60
Integration of Knowledge and Ideas Domain	3	4811	1.18	0.98	0.43

**2021 ISASP Summary Statistics
Grade 06 Reading - Online**

Total Students

Score	N Points	N	Mean	S.D.	Alpha
ELA Scale Score		35504	482.43	42.49	0.92
Reading Scale Score	32	35504	483.04	43.78	0.87
Key Ideas and Details Domain	17	35504	11.11	3.76	0.79
Craft and Structure Domain	12	35504	7.40	2.40	0.65
Integration of Knowledge and Ideas Domain	3	35504	1.95	1.00	0.52

Female Students

Score	N Points	N	Mean	S.D.	Alpha
ELA Scale Score		17317	488.61	41.43	0.92
Reading Scale Score	32	17317	486.16	43.30	0.86
Key Ideas and Details Domain	17	17317	11.29	3.65	0.78
Craft and Structure Domain	12	17317	7.64	2.33	0.64
Integration of Knowledge and Ideas Domain	3	17317	1.99	0.98	0.52

Male Students

Score	N Points	N	Mean	S.D.	Alpha
ELA Scale Score		18187	476.55	42.66	0.92
Reading Scale Score	32	18187	480.06	44.03	0.87
Key Ideas and Details Domain	17	18187	10.94	3.84	0.80
Craft and Structure Domain	12	18187	7.17	2.44	0.65
Integration of Knowledge and Ideas Domain	3	18187	1.91	1.01	0.53

**2021 ISASP Summary Statistics
Grade 06 Reading - Online**

White Students

Score	N Points	N	Mean	S.D.	Alpha
ELA Scale Score		26500	488.11	41.00	0.91
Reading Scale Score	32	26500	488.10	42.62	0.86
Key Ideas and Details Domain	17	26500	11.54	3.60	0.78
Craft and Structure Domain	12	26500	7.66	2.31	0.63
Integration of Knowledge and Ideas Domain	3	26500	2.03	0.97	0.51

Black/African American Students

Score	N Points	N	Mean	S.D.	Alpha
ELA Scale Score		2248	451.06	38.79	0.91
Reading Scale Score	32	2248	454.44	40.15	0.86
Key Ideas and Details Domain	17	2248	8.75	3.81	0.76
Craft and Structure Domain	12	2248	5.90	2.48	0.64
Integration of Knowledge and Ideas Domain	3	2248	1.44	1.02	0.48

Asian Students

Score	N Points	N	Mean	S.D.	Alpha
ELA Scale Score		793	492.15	45.35	0.93
Reading Scale Score	32	793	494.36	46.99	0.88
Key Ideas and Details Domain	17	793	11.92	3.79	0.82
Craft and Structure Domain	12	793	7.87	2.33	0.64
Integration of Knowledge and Ideas Domain	3	793	2.13	0.96	0.54

**2021 ISASP Summary Statistics
Grade 06 Reading - Online**

American Indian/Alaskan Native Students

Score	N Points	N	Mean	S.D.	Alpha
ELA Scale Score		120	462.13	41.03	0.91
Reading Scale Score	32	120	465.91	43.31	0.86
Key Ideas and Details Domain	17	120	9.56	3.89	0.78
Craft and Structure Domain	12	120	6.60	2.29	0.58
Integration of Knowledge and Ideas Domain	3	120	1.68	1.05	0.55

Native Hawaiian/Pacific Islander Students

Score	N Points	N	Mean	S.D.	Alpha
ELA Scale Score		161	445.27	37.18	0.90
Reading Scale Score	32	161	445.95	37.84	0.84
Key Ideas and Details Domain	17	161	7.81	3.72	0.75
Craft and Structure Domain	12	161	5.60	2.45	0.63
Integration of Knowledge and Ideas Domain	3	161	1.29	0.91	0.25

Multi-Racial Students

Score	N Points	N	Mean	S.D.	Alpha
ELA Scale Score		1534	474.90	42.77	0.92
Reading Scale Score	32	1534	477.28	43.59	0.87
Key Ideas and Details Domain	17	1534	10.65	3.86	0.79
Craft and Structure Domain	12	1534	7.11	2.40	0.64
Integration of Knowledge and Ideas Domain	3	1534	1.86	1.00	0.49

**2021 ISASP Summary Statistics
Grade 06 Reading - Online**

Hispanic Students

Score	N Points	N	Mean	S.D.	Alpha
ELA Scale Score		4148	466.11	40.21	0.91
Reading Scale Score	32	4148	468.08	42.03	0.86
Key Ideas and Details Domain	17	4148	9.81	3.77	0.77
Craft and Structure Domain	12	4148	6.70	2.43	0.64
Integration of Knowledge and Ideas Domain	3	4148	1.72	1.02	0.51

English Language Learner (ELL) Students

Score	N Points	N	Mean	S.D.	Alpha
ELA Scale Score		1627	432.74	29.29	0.86
Reading Scale Score	32	1627	435.02	29.56	0.76
Key Ideas and Details Domain	17	1627	6.93	3.13	0.63
Craft and Structure Domain	12	1627	4.91	2.11	0.49
Integration of Knowledge and Ideas Domain	3	1627	1.09	0.89	0.28

Students with Free or Reduced Lunch (FRL)

Score	N Points	N	Mean	S.D.	Alpha
ELA Scale Score		14349	464.44	40.24	0.91
Reading Scale Score	32	14349	466.23	41.81	0.86
Key Ideas and Details Domain	17	14349	9.72	3.82	0.77
Craft and Structure Domain	12	14349	6.58	2.44	0.64
Integration of Knowledge and Ideas Domain	3	14349	1.67	1.03	0.51

**2021 ISASP Summary Statistics
Grade 06 Reading - Online**

Students with an Individual Education Plan (IEP)

Score	N Points	N	Mean	S.D.	Alpha
ELA Scale Score		4564	437.62	35.71	0.90
Reading Scale Score	32	4564	441.72	37.68	0.84
Key Ideas and Details Domain	17	4564	7.58	3.69	0.74
Craft and Structure Domain	12	4564	5.20	2.37	0.60
Integration of Knowledge and Ideas Domain	3	4564	1.17	0.98	0.43

**2021 ISASP Summary Statistics
Grade 06 Reading - Paper**

Total Students

Score	N Points	N	Mean	S.D.	Alpha
ELA Scale Score		1553	490.67	39.35	0.91
Reading Scale Score	32	1553	490.26	40.86	0.85
Key Ideas and Details Domain	17	1553	11.75	3.44	0.76
Craft and Structure Domain	12	1553	7.72	2.26	0.61
Integration of Knowledge and Ideas Domain	3	1553	2.14	0.93	0.46

Female Students

Score	N Points	N	Mean	S.D.	Alpha
ELA Scale Score		748	499.93	37.28	0.90
Reading Scale Score	32	748	496.47	39.37	0.83
Key Ideas and Details Domain	17	748	12.16	3.25	0.74
Craft and Structure Domain	12	748	8.12	2.10	0.57
Integration of Knowledge and Ideas Domain	3	748	2.23	0.88	0.43

Male Students

Score	N Points	N	Mean	S.D.	Alpha
ELA Scale Score		805	482.06	39.29	0.91
Reading Scale Score	32	805	484.48	41.39	0.85
Key Ideas and Details Domain	17	805	11.37	3.56	0.76
Craft and Structure Domain	12	805	7.35	2.33	0.62
Integration of Knowledge and Ideas Domain	3	805	2.05	0.96	0.48

**2021 ISASP Summary Statistics
Grade 06 Reading - Paper**

White Students

Score	N Points	N	Mean	S.D.	Alpha
ELA Scale Score		1355	493.49	38.05	0.90
Reading Scale Score	32	1355	492.75	39.77	0.84
Key Ideas and Details Domain	17	1355	11.99	3.28	0.74
Craft and Structure Domain	12	1355	7.82	2.22	0.60
Integration of Knowledge and Ideas Domain	3	1355	2.17	0.91	0.46

Black/African American Students

Score	N Points	N	Mean	S.D.	Alpha
ELA Scale Score		35	454.54	43.30	0.92
Reading Scale Score	32	35	458.20	44.74	0.88
Key Ideas and Details Domain	17	35	8.71	4.24	0.82
Craft and Structure Domain	12	35	6.23	2.65	0.68
Integration of Knowledge and Ideas Domain	3	35	1.66	1.00	0.37

Asian Students

Score	N Points	N	Mean	S.D.	Alpha
ELA Scale Score		19	483.11	48.26	0.93
Reading Scale Score	32	19	488.47	49.42	0.89
Key Ideas and Details Domain	17	19	11.53	4.50	0.87
Craft and Structure Domain	12	19	7.42	2.04	0.45
Integration of Knowledge and Ideas Domain	3	19	2.11	1.05	0.62

**2021 ISASP Summary Statistics
Grade 06 Reading - Paper**

American Indian/Alaskan Native Students¹

Score	N Points	N	Mean	S.D.	Alpha
ELA Scale Score		--	--	--	--
Reading Scale Score	32	--	--	--	--
Key Ideas and Details Domain	17	--	--	--	--
Craft and Structure Domain	12	--	--	--	--
Integration of Knowledge and Ideas Domain	3	--	--	--	--

¹ The cells containing '--' are due to counts too small to report.

Native Hawaiian/Pacific Islander Students¹

Score	N Points	N	Mean	S.D.	Alpha
ELA Scale Score		--	--	--	--
Reading Scale Score	32	--	--	--	--
Key Ideas and Details Domain	17	--	--	--	--
Craft and Structure Domain	12	--	--	--	--
Integration of Knowledge and Ideas Domain	3	--	--	--	--

¹ The cells containing '--' are due to counts too small to report.

Multi-Racial Students

Score	N Points	N	Mean	S.D.	Alpha
ELA Scale Score		50	481.82	44.51	0.93
Reading Scale Score	32	50	482.76	44.94	0.87
Key Ideas and Details Domain	17	50	10.64	4.00	0.81
Craft and Structure Domain	12	50	7.72	2.25	0.58
Integration of Knowledge and Ideas Domain	3	50	2.02	1.04	0.59

**2021 ISASP Summary Statistics
Grade 06 Reading - Paper**

Hispanic Students

Score	N Points	N	Mean	S.D.	Alpha
ELA Scale Score		87	469.99	38.85	0.90
Reading Scale Score	32	87	471.18	40.04	0.84
Key Ideas and Details Domain	17	87	10.13	3.64	0.75
Craft and Structure Domain	12	87	6.82	2.32	0.61
Integration of Knowledge and Ideas Domain	3	87	1.85	0.92	0.39

English Language Learner (ELL) Students

Score	N Points	N	Mean	S.D.	Alpha
ELA Scale Score		30	443.10	31.97	0.86
Reading Scale Score	32	30	444.27	29.82	0.74
Key Ideas and Details Domain	17	30	7.60	3.34	0.68
Craft and Structure Domain	12	30	5.77	1.87	0.30
Integration of Knowledge and Ideas Domain	3	30	1.23	0.97	0.42

Students with Free or Reduced Lunch (FRL)

Score	N Points	N	Mean	S.D.	Alpha
ELA Scale Score		464	474.10	36.95	0.90
Reading Scale Score	32	464	475.95	38.92	0.84
Key Ideas and Details Domain	17	464	10.53	3.50	0.74
Craft and Structure Domain	12	464	7.10	2.25	0.57
Integration of Knowledge and Ideas Domain	3	464	1.94	1.00	0.50

**2021 ISASP Summary Statistics
Grade 06 Reading - Paper**

Students with an Individual Education Plan (IEP)

Score	N Points	N	Mean	S.D.	Alpha
ELA Scale Score		247	445.09	33.00	0.88
Reading Scale Score	32	247	447.49	36.36	0.82
Key Ideas and Details Domain	17	247	7.99	3.45	0.70
Craft and Structure Domain	12	247	5.62	2.37	0.59
Integration of Knowledge and Ideas Domain	3	247	1.38	0.99	0.38

**2021 ISASP Summary Statistics
Grade 07 Reading - Combined**

Total Students

Score	N Points	N	Mean	S.D.	Alpha
ELA Scale Score		38005	493.27	45.95	0.92
Reading Scale Score	33	38005	492.20	48.89	0.86
Key Ideas and Details Domain	16	38005	9.86	3.53	0.77
Craft and Structure Domain	14	38005	8.26	3.01	0.70
Integration of Knowledge and Ideas Domain	3	38005	1.77	0.96	0.39

Female Students

Score	N Points	N	Mean	S.D.	Alpha
ELA Scale Score		18464	500.39	45.04	0.92
Reading Scale Score	33	18464	496.84	48.61	0.86
Key Ideas and Details Domain	16	18464	10.26	3.39	0.76
Craft and Structure Domain	14	18464	8.48	2.96	0.70
Integration of Knowledge and Ideas Domain	3	18464	1.80	0.96	0.39

Male Students

Score	N Points	N	Mean	S.D.	Alpha
ELA Scale Score		19541	486.54	45.78	0.93
Reading Scale Score	33	19541	487.82	48.74	0.87
Key Ideas and Details Domain	16	19541	9.48	3.62	0.78
Craft and Structure Domain	14	19541	8.05	3.05	0.70
Integration of Knowledge and Ideas Domain	3	19541	1.74	0.97	0.39

**2021 ISASP Summary Statistics
Grade 07 Reading - Combined**

White Students

Score	N Points	N	Mean	S.D.	Alpha
ELA Scale Score		28650	498.65	44.83	0.92
Reading Scale Score	33	28650	497.31	48.22	0.86
Key Ideas and Details Domain	16	28650	10.21	3.41	0.76
Craft and Structure Domain	14	28650	8.57	2.95	0.69
Integration of Knowledge and Ideas Domain	3	28650	1.85	0.94	0.38

Black/African American Students

Score	N Points	N	Mean	S.D.	Alpha
ELA Scale Score		2264	460.62	40.72	0.91
Reading Scale Score	33	2264	461.20	42.75	0.84
Key Ideas and Details Domain	16	2264	7.60	3.56	0.75
Craft and Structure Domain	14	2264	6.43	2.81	0.63
Integration of Knowledge and Ideas Domain	3	2264	1.31	0.98	0.37

Asian Students

Score	N Points	N	Mean	S.D.	Alpha
ELA Scale Score		826	507.67	50.25	0.93
Reading Scale Score	33	826	505.98	53.16	0.87
Key Ideas and Details Domain	16	826	10.84	3.45	0.78
Craft and Structure Domain	14	826	8.90	3.08	0.73
Integration of Knowledge and Ideas Domain	3	826	1.85	0.96	0.40

**2021 ISASP Summary Statistics
Grade 07 Reading - Combined**

American Indian/Alaskan Native Students

Score	N Points	N	Mean	S.D.	Alpha
ELA Scale Score		135	468.51	40.34	0.91
Reading Scale Score	33	135	470.70	44.71	0.85
Key Ideas and Details Domain	16	135	8.32	3.57	0.75
Craft and Structure Domain	14	135	6.99	2.93	0.66
Integration of Knowledge and Ideas Domain	3	135	1.49	1.04	0.49

Native Hawaiian/Pacific Islander Students

Score	N Points	N	Mean	S.D.	Alpha
ELA Scale Score		155	460.48	42.14	0.91
Reading Scale Score	33	155	458.76	43.63	0.83
Key Ideas and Details Domain	16	155	7.54	3.55	0.74
Craft and Structure Domain	14	155	6.18	2.85	0.64
Integration of Knowledge and Ideas Domain	3	155	1.18	0.96	0.35

Multi-Racial Students

Score	N Points	N	Mean	S.D.	Alpha
ELA Scale Score		1599	484.93	45.72	0.92
Reading Scale Score	33	1599	484.41	48.67	0.86
Key Ideas and Details Domain	16	1599	9.32	3.60	0.77
Craft and Structure Domain	14	1599	7.76	3.00	0.69
Integration of Knowledge and Ideas Domain	3	1599	1.68	0.97	0.38

**2021 ISASP Summary Statistics
Grade 07 Reading - Combined**

Hispanic Students

Score	N Points	N	Mean	S.D.	Alpha
ELA Scale Score		4376	477.16	42.94	0.92
Reading Scale Score	33	4376	476.87	45.26	0.85
Key Ideas and Details Domain	16	4376	8.88	3.58	0.76
Craft and Structure Domain	14	4376	7.36	2.95	0.67
Integration of Knowledge and Ideas Domain	3	4376	1.51	0.96	0.32

English Language Learner (ELL) Students

Score	N Points	N	Mean	S.D.	Alpha
ELA Scale Score		1648	441.38	27.17	0.84
Reading Scale Score	33	1648	441.04	28.02	0.69
Key Ideas and Details Domain	16	1648	6.10	2.85	0.60
Craft and Structure Domain	14	1648	5.15	2.22	0.39
Integration of Knowledge and Ideas Domain	3	1648	0.99	0.87	0.18

Students with Free or Reduced Lunch (FRL)

Score	N Points	N	Mean	S.D.	Alpha
ELA Scale Score		14935	474.62	41.91	0.91
Reading Scale Score	33	14935	474.19	44.39	0.85
Key Ideas and Details Domain	16	14935	8.61	3.51	0.75
Craft and Structure Domain	14	14935	7.22	2.92	0.66
Integration of Knowledge and Ideas Domain	3	14935	1.53	0.98	0.37

**2021 ISASP Summary Statistics
Grade 07 Reading - Combined**

Students with an Individual Education Plan (IEP)

Score	N Points	N	Mean	S.D.	Alpha
ELA Scale Score		4843	445.91	32.94	0.88
Reading Scale Score	33	4843	447.56	36.40	0.80
Key Ideas and Details Domain	16	4843	6.58	3.19	0.69
Craft and Structure Domain	14	4843	5.49	2.63	0.57
Integration of Knowledge and Ideas Domain	3	4843	1.15	0.94	0.31

**2021 ISASP Summary Statistics
Grade 07 Reading - Online**

Total Students

Score	N Points	N	Mean	S.D.	Alpha
ELA Scale Score		36567	492.83	45.95	0.92
Reading Scale Score	33	36567	491.94	48.91	0.86
Key Ideas and Details Domain	16	36567	9.84	3.54	0.77
Craft and Structure Domain	14	36567	8.25	3.01	0.70
Integration of Knowledge and Ideas Domain	3	36567	1.76	0.96	0.39

Female Students

Score	N Points	N	Mean	S.D.	Alpha
ELA Scale Score		17753	499.84	45.05	0.92
Reading Scale Score	33	17753	496.50	48.66	0.86
Key Ideas and Details Domain	16	17753	10.23	3.40	0.76
Craft and Structure Domain	14	17753	8.46	2.96	0.70
Integration of Knowledge and Ideas Domain	3	17753	1.80	0.96	0.38

Male Students

Score	N Points	N	Mean	S.D.	Alpha
ELA Scale Score		18814	486.21	45.81	0.93
Reading Scale Score	33	18814	487.64	48.75	0.87
Key Ideas and Details Domain	16	18814	9.46	3.63	0.78
Craft and Structure Domain	14	18814	8.05	3.05	0.70
Integration of Knowledge and Ideas Domain	3	18814	1.73	0.97	0.39

**2021 ISASP Summary Statistics
Grade 07 Reading - Online**

White Students

Score	N Points	N	Mean	S.D.	Alpha
ELA Scale Score		27379	498.30	44.83	0.92
Reading Scale Score	33	27379	497.17	48.22	0.86
Key Ideas and Details Domain	16	27379	10.20	3.42	0.76
Craft and Structure Domain	14	27379	8.56	2.95	0.69
Integration of Knowledge and Ideas Domain	3	27379	1.85	0.94	0.37

Black/African American Students

Score	N Points	N	Mean	S.D.	Alpha
ELA Scale Score		2229	460.38	40.58	0.91
Reading Scale Score	33	2229	460.98	42.65	0.84
Key Ideas and Details Domain	16	2229	7.59	3.56	0.75
Craft and Structure Domain	14	2229	6.42	2.81	0.62
Integration of Knowledge and Ideas Domain	3	2229	1.30	0.98	0.37

Asian Students

Score	N Points	N	Mean	S.D.	Alpha
ELA Scale Score		806	507.71	50.57	0.93
Reading Scale Score	33	806	506.19	53.55	0.87
Key Ideas and Details Domain	16	806	10.84	3.46	0.78
Craft and Structure Domain	14	806	8.91	3.10	0.74
Integration of Knowledge and Ideas Domain	3	806	1.85	0.96	0.41

**2021 ISASP Summary Statistics
Grade 07 Reading - Online**

American Indian/Alaskan Native Students

Score	N Points	N	Mean	S.D.	Alpha
ELA Scale Score		133	467.32	39.31	0.91
Reading Scale Score	33	133	469.52	43.86	0.84
Key Ideas and Details Domain	16	133	8.23	3.51	0.74
Craft and Structure Domain	14	133	6.94	2.90	0.65
Integration of Knowledge and Ideas Domain	3	133	1.47	1.03	0.49

Native Hawaiian/Pacific Islander Students

Score	N Points	N	Mean	S.D.	Alpha
ELA Scale Score		150	460.40	42.22	0.91
Reading Scale Score	33	150	458.57	43.84	0.83
Key Ideas and Details Domain	16	150	7.51	3.56	0.74
Craft and Structure Domain	14	150	6.19	2.87	0.64
Integration of Knowledge and Ideas Domain	3	150	1.17	0.95	0.32

Multi-Racial Students

Score	N Points	N	Mean	S.D.	Alpha
ELA Scale Score		1566	484.57	45.75	0.92
Reading Scale Score	33	1566	484.11	48.68	0.86
Key Ideas and Details Domain	16	1566	9.29	3.60	0.77
Craft and Structure Domain	14	1566	7.74	3.00	0.69
Integration of Knowledge and Ideas Domain	3	1566	1.68	0.97	0.38

**2021 ISASP Summary Statistics
Grade 07 Reading - Online**

Hispanic Students

Score	N Points	N	Mean	S.D.	Alpha
ELA Scale Score		4304	476.95	42.92	0.92
Reading Scale Score	33	4304	476.77	45.31	0.85
Key Ideas and Details Domain	16	4304	8.87	3.58	0.76
Craft and Structure Domain	14	4304	7.36	2.96	0.67
Integration of Knowledge and Ideas Domain	3	4304	1.51	0.96	0.33

English Language Learner (ELL) Students

Score	N Points	N	Mean	S.D.	Alpha
ELA Scale Score		1624	441.21	27.14	0.84
Reading Scale Score	33	1624	440.94	28.08	0.69
Key Ideas and Details Domain	16	1624	6.09	2.85	0.60
Craft and Structure Domain	14	1624	5.15	2.22	0.39
Integration of Knowledge and Ideas Domain	3	1624	0.99	0.87	0.19

Students with Free or Reduced Lunch (FRL)

Score	N Points	N	Mean	S.D.	Alpha
ELA Scale Score		14547	474.37	41.92	0.91
Reading Scale Score	33	14547	474.05	44.44	0.85
Key Ideas and Details Domain	16	14547	8.59	3.51	0.75
Craft and Structure Domain	14	14547	7.22	2.93	0.66
Integration of Knowledge and Ideas Domain	3	14547	1.53	0.98	0.37

**2021 ISASP Summary Statistics
Grade 07 Reading - Online**

Students with an Individual Education Plan (IEP)

Score	N Points	N	Mean	S.D.	Alpha
ELA Scale Score		4616	445.37	32.75	0.88
Reading Scale Score	33	4616	447.10	36.09	0.80
Key Ideas and Details Domain	16	4616	6.53	3.18	0.69
Craft and Structure Domain	14	4616	5.47	2.62	0.57
Integration of Knowledge and Ideas Domain	3	4616	1.14	0.94	0.30

**2021 ISASP Summary Statistics
Grade 07 Reading - Paper**

Total Students

Score	N Points	N	Mean	S.D.	Alpha
ELA Scale Score		1438	504.54	44.49	0.92
Reading Scale Score	33	1438	498.87	47.78	0.85
Key Ideas and Details Domain	16	1438	10.40	3.30	0.74
Craft and Structure Domain	14	1438	8.56	2.96	0.70
Integration of Knowledge and Ideas Domain	3	1438	1.89	0.96	0.44

Female Students

Score	N Points	N	Mean	S.D.	Alpha
ELA Scale Score		711	514.27	42.56	0.91
Reading Scale Score	33	711	505.54	46.55	0.84
Key Ideas and Details Domain	16	711	10.94	3.10	0.71
Craft and Structure Domain	14	711	8.94	2.83	0.68
Integration of Knowledge and Ideas Domain	3	711	1.93	0.94	0.42

Male Students

Score	N Points	N	Mean	S.D.	Alpha
ELA Scale Score		727	495.04	44.31	0.92
Reading Scale Score	33	727	492.34	48.11	0.86
Key Ideas and Details Domain	16	727	9.88	3.42	0.75
Craft and Structure Domain	14	727	8.20	3.05	0.71
Integration of Knowledge and Ideas Domain	3	727	1.86	0.98	0.46

**2021 ISASP Summary Statistics
Grade 07 Reading - Paper**

White Students

Score	N Points	N	Mean	S.D.	Alpha
ELA Scale Score		1271	506.31	44.32	0.92
Reading Scale Score	33	1271	500.51	48.03	0.86
Key Ideas and Details Domain	16	1271	10.50	3.28	0.73
Craft and Structure Domain	14	1271	8.66	2.98	0.71
Integration of Knowledge and Ideas Domain	3	1271	1.92	0.96	0.45

Black/African American Students

Score	N Points	N	Mean	S.D.	Alpha
ELA Scale Score		35	476.29	46.52	0.92
Reading Scale Score	33	35	475.34	47.60	0.84
Key Ideas and Details Domain	16	35	8.69	3.50	0.73
Craft and Structure Domain	14	35	7.23	2.81	0.65
Integration of Knowledge and Ideas Domain	3	35	1.49	1.07	0.57

Asian Students

Score	N Points	N	Mean	S.D.	Alpha
ELA Scale Score		20	505.75	35.99	0.87
Reading Scale Score	33	20	497.65	33.74	0.70
Key Ideas and Details Domain	16	20	10.65	3.12	0.71
Craft and Structure Domain	14	20	8.55	2.35	0.46
Integration of Knowledge and Ideas Domain	3	20	1.95	0.76	0.00

**2021 ISASP Summary Statistics
Grade 07 Reading - Paper**

American Indian/Alaskan Native Students¹

Score	N Points	N	Mean	S.D.	Alpha
ELA Scale Score		--	--	--	--
Reading Scale Score	33	--	--	--	--
Key Ideas and Details Domain	16	--	--	--	--
Craft and Structure Domain	14	--	--	--	--
Integration of Knowledge and Ideas Domain	3	--	--	--	--

¹ The cells containing '--' are due to counts too small to report.

Native Hawaiian/Pacific Islander Students¹

Score	N Points	N	Mean	S.D.	Alpha
ELA Scale Score		--	--	--	--
Reading Scale Score	33	--	--	--	--
Key Ideas and Details Domain	16	--	--	--	--
Craft and Structure Domain	14	--	--	--	--
Integration of Knowledge and Ideas Domain	3	--	--	--	--

¹ The cells containing '--' are due to counts too small to report.

Multi-Racial Students

Score	N Points	N	Mean	S.D.	Alpha
ELA Scale Score		33	502.18	41.25	0.90
Reading Scale Score	33	33	498.97	46.40	0.83
Key Ideas and Details Domain	16	33	10.55	3.01	0.66
Craft and Structure Domain	14	33	8.42	2.99	0.70
Integration of Knowledge and Ideas Domain	3	33	1.94	1.00	0.50

**2021 ISASP Summary Statistics
Grade 07 Reading - Paper**

Hispanic Students

Score	N Points	N	Mean	S.D.	Alpha
ELA Scale Score		72	489.61	42.34	0.91
Reading Scale Score	33	72	482.61	41.57	0.82
Key Ideas and Details Domain	16	72	9.39	3.40	0.74
Craft and Structure Domain	14	72	7.72	2.52	0.52
Integration of Knowledge and Ideas Domain	3	72	1.63	0.83	0.00

English Language Learner (ELL) Students

Score	N Points	N	Mean	S.D.	Alpha
ELA Scale Score		24	452.42	27.63	0.81
Reading Scale Score	33	24	447.38	23.90	0.57
Key Ideas and Details Domain	16	24	6.96	2.39	0.37
Craft and Structure Domain	14	24	5.46	1.96	0.19
Integration of Knowledge and Ideas Domain	3	24	1.00	0.78	0.00

Students with Free or Reduced Lunch (FRL)

Score	N Points	N	Mean	S.D.	Alpha
ELA Scale Score		388	483.90	40.68	0.91
Reading Scale Score	33	388	479.78	42.17	0.83
Key Ideas and Details Domain	16	388	9.16	3.40	0.72
Craft and Structure Domain	14	388	7.47	2.82	0.63
Integration of Knowledge and Ideas Domain	3	388	1.66	0.98	0.40

**2021 ISASP Summary Statistics
Grade 07 Reading - Paper**

Students with an Individual Education Plan (IEP)

Score	N Points	N	Mean	S.D.	Alpha
ELA Scale Score		227	457.01	34.86	0.88
Reading Scale Score	33	227	457.01	41.14	0.82
Key Ideas and Details Domain	16	227	7.43	3.28	0.69
Craft and Structure Domain	14	227	5.93	2.84	0.64
Integration of Knowledge and Ideas Domain	3	227	1.32	1.03	0.49

**2021 ISASP Summary Statistics
Grade 08 Reading - Combined**

Total Students

Score	N Points	N	Mean	S.D.	Alpha
ELA Scale Score		38064	529.13	52.25	0.93
Reading Scale Score	33	38064	525.39	57.36	0.87
Key Ideas and Details Domain	15	38064	9.78	3.41	0.79
Craft and Structure Domain	15	38064	8.86	3.13	0.72
Integration of Knowledge and Ideas Domain	3	38064	2.08	0.92	0.39

Female Students

Score	N Points	N	Mean	S.D.	Alpha
ELA Scale Score		18502	539.13	50.27	0.92
Reading Scale Score	33	18502	533.13	56.47	0.87
Key Ideas and Details Domain	15	18502	10.13	3.27	0.78
Craft and Structure Domain	15	18502	9.33	3.04	0.72
Integration of Knowledge and Ideas Domain	3	18502	2.17	0.89	0.37

Male Students

Score	N Points	N	Mean	S.D.	Alpha
ELA Scale Score		19562	519.67	52.32	0.93
Reading Scale Score	33	19562	518.07	57.24	0.87
Key Ideas and Details Domain	15	19562	9.45	3.51	0.79
Craft and Structure Domain	15	19562	8.43	3.15	0.72
Integration of Knowledge and Ideas Domain	3	19562	1.99	0.94	0.39

**2021 ISASP Summary Statistics
Grade 08 Reading - Combined**

White Students

Score	N Points	N	Mean	S.D.	Alpha
ELA Scale Score		28997	535.71	50.23	0.92
Reading Scale Score	33	28997	532.19	55.76	0.87
Key Ideas and Details Domain	15	28997	10.18	3.24	0.77
Craft and Structure Domain	15	28997	9.20	3.03	0.71
Integration of Knowledge and Ideas Domain	3	28997	2.18	0.88	0.36

Black/African American Students

Score	N Points	N	Mean	S.D.	Alpha
ELA Scale Score		2156	488.45	48.57	0.92
Reading Scale Score	33	2156	484.78	52.24	0.86
Key Ideas and Details Domain	15	2156	7.40	3.57	0.77
Craft and Structure Domain	15	2156	6.81	3.08	0.68
Integration of Knowledge and Ideas Domain	3	2156	1.54	0.97	0.34

Asian Students

Score	N Points	N	Mean	S.D.	Alpha
ELA Scale Score		756	547.19	52.85	0.93
Reading Scale Score	33	756	541.96	56.91	0.87
Key Ideas and Details Domain	15	756	10.63	3.21	0.79
Craft and Structure Domain	15	756	9.79	2.99	0.71
Integration of Knowledge and Ideas Domain	3	756	2.16	0.90	0.39

**2021 ISASP Summary Statistics
Grade 08 Reading - Combined**

American Indian/Alaskan Native Students

Score	N Points	N	Mean	S.D.	Alpha
ELA Scale Score		134	498.95	46.41	0.91
Reading Scale Score	33	134	499.30	50.06	0.83
Key Ideas and Details Domain	15	134	8.51	3.34	0.75
Craft and Structure Domain	15	134	7.63	2.81	0.62
Integration of Knowledge and Ideas Domain	3	134	1.53	0.95	0.24

Native Hawaiian/Pacific Islander Students

Score	N Points	N	Mean	S.D.	Alpha
ELA Scale Score		123	486.20	49.18	0.92
Reading Scale Score	33	123	479.77	52.78	0.86
Key Ideas and Details Domain	15	123	6.99	3.77	0.81
Craft and Structure Domain	15	123	6.68	2.96	0.65
Integration of Knowledge and Ideas Domain	3	123	1.39	1.05	0.48

Multi-Racial Students

Score	N Points	N	Mean	S.D.	Alpha
ELA Scale Score		1518	519.93	52.67	0.93
Reading Scale Score	33	1518	516.54	57.80	0.87
Key Ideas and Details Domain	15	1518	9.32	3.54	0.80
Craft and Structure Domain	15	1518	8.37	3.18	0.72
Integration of Knowledge and Ideas Domain	3	1518	1.97	0.93	0.36

**2021 ISASP Summary Statistics
Grade 08 Reading - Combined**

Hispanic Students

Score	N Points	N	Mean	S.D.	Alpha
ELA Scale Score		4380	507.81	50.66	0.92
Reading Scale Score	33	4380	502.69	54.91	0.86
Key Ideas and Details Domain	15	4380	8.48	3.53	0.78
Craft and Structure Domain	15	4380	7.80	3.13	0.70
Integration of Knowledge and Ideas Domain	3	4380	1.76	0.97	0.36

English Language Learner (ELL) Students

Score	N Points	N	Mean	S.D.	Alpha
ELA Scale Score		1609	464.66	33.58	0.86
Reading Scale Score	33	1609	458.61	34.90	0.72
Key Ideas and Details Domain	15	1609	5.65	2.73	0.60
Craft and Structure Domain	15	1609	5.52	2.40	0.46
Integration of Knowledge and Ideas Domain	3	1609	1.22	0.92	0.24

Students with Free or Reduced Lunch (FRL)

Score	N Points	N	Mean	S.D.	Alpha
ELA Scale Score		14559	507.03	50.22	0.92
Reading Scale Score	33	14559	502.85	54.66	0.86
Key Ideas and Details Domain	15	14559	8.53	3.52	0.78
Craft and Structure Domain	15	14559	7.73	3.13	0.70
Integration of Knowledge and Ideas Domain	3	14559	1.81	0.96	0.35

**2021 ISASP Summary Statistics
Grade 08 Reading - Combined**

Students with an Individual Education Plan (IEP)

Score	N Points	N	Mean	S.D.	Alpha
ELA Scale Score		4585	469.54	39.25	0.89
Reading Scale Score	33	4585	466.90	42.64	0.80
Key Ideas and Details Domain	15	4585	6.39	3.14	0.69
Craft and Structure Domain	15	4585	5.73	2.61	0.56
Integration of Knowledge and Ideas Domain	3	4585	1.34	0.94	0.31

**2021 ISASP Summary Statistics
Grade 08 Reading - Online**

Total Students

Score	N Points	N	Mean	S.D.	Alpha
ELA Scale Score		36609	528.82	52.25	0.93
Reading Scale Score	33	36609	525.10	57.42	0.87
Key Ideas and Details Domain	15	36609	9.77	3.42	0.79
Craft and Structure Domain	15	36609	8.85	3.13	0.72
Integration of Knowledge and Ideas Domain	3	36609	2.08	0.92	0.39

Female Students

Score	N Points	N	Mean	S.D.	Alpha
ELA Scale Score		17773	538.71	50.31	0.92
Reading Scale Score	33	17773	532.76	56.53	0.87
Key Ideas and Details Domain	15	17773	10.11	3.28	0.78
Craft and Structure Domain	15	17773	9.31	3.04	0.72
Integration of Knowledge and Ideas Domain	3	17773	2.17	0.89	0.38

Male Students

Score	N Points	N	Mean	S.D.	Alpha
ELA Scale Score		18836	519.49	52.34	0.93
Reading Scale Score	33	18836	517.87	57.31	0.88
Key Ideas and Details Domain	15	18836	9.44	3.52	0.79
Craft and Structure Domain	15	18836	8.42	3.15	0.72
Integration of Knowledge and Ideas Domain	3	18836	1.99	0.94	0.40

**2021 ISASP Summary Statistics
Grade 08 Reading - Online**

White Students

Score	N Points	N	Mean	S.D.	Alpha
ELA Scale Score		27724	535.52	50.21	0.92
Reading Scale Score	33	27724	532.03	55.78	0.87
Key Ideas and Details Domain	15	27724	10.17	3.25	0.77
Craft and Structure Domain	15	27724	9.19	3.03	0.71
Integration of Knowledge and Ideas Domain	3	27724	2.18	0.88	0.37

Black/African American Students

Score	N Points	N	Mean	S.D.	Alpha
ELA Scale Score		2125	488.52	48.67	0.92
Reading Scale Score	33	2125	484.82	52.40	0.86
Key Ideas and Details Domain	15	2125	7.40	3.58	0.77
Craft and Structure Domain	15	2125	6.81	3.08	0.68
Integration of Knowledge and Ideas Domain	3	2125	1.55	0.97	0.34

Asian Students

Score	N Points	N	Mean	S.D.	Alpha
ELA Scale Score		734	547.27	52.89	0.93
Reading Scale Score	33	734	542.06	57.07	0.87
Key Ideas and Details Domain	15	734	10.63	3.22	0.80
Craft and Structure Domain	15	734	9.80	2.99	0.71
Integration of Knowledge and Ideas Domain	3	734	2.16	0.91	0.40

**2021 ISASP Summary Statistics
Grade 08 Reading - Online**

American Indian/Alaskan Native Students

Score	N Points	N	Mean	S.D.	Alpha
ELA Scale Score		129	498.54	46.46	0.91
Reading Scale Score	33	129	498.78	50.28	0.83
Key Ideas and Details Domain	15	129	8.48	3.37	0.76
Craft and Structure Domain	15	129	7.60	2.82	0.62
Integration of Knowledge and Ideas Domain	3	129	1.52	0.94	0.22

Native Hawaiian/Pacific Islander Students

Score	N Points	N	Mean	S.D.	Alpha
ELA Scale Score		120	485.66	48.71	0.92
Reading Scale Score	33	120	479.16	52.31	0.86
Key Ideas and Details Domain	15	120	6.98	3.73	0.80
Craft and Structure Domain	15	120	6.63	2.95	0.65
Integration of Knowledge and Ideas Domain	3	120	1.39	1.06	0.49

Multi-Racial Students

Score	N Points	N	Mean	S.D.	Alpha
ELA Scale Score		1487	519.86	52.45	0.93
Reading Scale Score	33	1487	516.31	57.71	0.87
Key Ideas and Details Domain	15	1487	9.31	3.54	0.80
Craft and Structure Domain	15	1487	8.36	3.17	0.72
Integration of Knowledge and Ideas Domain	3	1487	1.97	0.94	0.36

**2021 ISASP Summary Statistics
Grade 08 Reading - Online**

Hispanic Students

Score	N Points	N	Mean	S.D.	Alpha
ELA Scale Score		4290	507.55	50.65	0.92
Reading Scale Score	33	4290	502.44	54.98	0.87
Key Ideas and Details Domain	15	4290	8.47	3.54	0.78
Craft and Structure Domain	15	4290	7.78	3.13	0.70
Integration of Knowledge and Ideas Domain	3	4290	1.76	0.98	0.37

English Language Learner (ELL) Students

Score	N Points	N	Mean	S.D.	Alpha
ELA Scale Score		1584	464.39	33.50	0.86
Reading Scale Score	33	1584	458.33	34.78	0.71
Key Ideas and Details Domain	15	1584	5.63	2.72	0.59
Craft and Structure Domain	15	1584	5.50	2.40	0.46
Integration of Knowledge and Ideas Domain	3	1584	1.22	0.92	0.24

Students with Free or Reduced Lunch (FRL)

Score	N Points	N	Mean	S.D.	Alpha
ELA Scale Score		14127	506.85	50.21	0.92
Reading Scale Score	33	14127	502.61	54.70	0.86
Key Ideas and Details Domain	15	14127	8.51	3.53	0.78
Craft and Structure Domain	15	14127	7.71	3.13	0.70
Integration of Knowledge and Ideas Domain	3	14127	1.80	0.96	0.36

**2021 ISASP Summary Statistics
Grade 08 Reading - Online**

Students with an Individual Education Plan (IEP)

Score	N Points	N	Mean	S.D.	Alpha
ELA Scale Score		4358	469.18	39.42	0.89
Reading Scale Score	33	4358	466.36	42.80	0.80
Key Ideas and Details Domain	15	4358	6.35	3.15	0.70
Craft and Structure Domain	15	4358	5.71	2.61	0.56
Integration of Knowledge and Ideas Domain	3	4358	1.33	0.94	0.32

**2021 ISASP Summary Statistics
Grade 08 Reading - Paper**

Total Students

Score	N Points	N	Mean	S.D.	Alpha
ELA Scale Score		1455	536.99	51.47	0.92
Reading Scale Score	33	1455	532.86	55.52	0.86
Key Ideas and Details Domain	15	1455	10.27	3.14	0.76
Craft and Structure Domain	15	1455	9.24	3.10	0.72
Integration of Knowledge and Ideas Domain	3	1455	2.11	0.83	0.19

Female Students

Score	N Points	N	Mean	S.D.	Alpha
ELA Scale Score		729	549.49	48.31	0.92
Reading Scale Score	33	729	542.23	54.32	0.86
Key Ideas and Details Domain	15	729	10.68	2.97	0.76
Craft and Structure Domain	15	729	9.81	2.96	0.71
Integration of Knowledge and Ideas Domain	3	729	2.20	0.80	0.16

Male Students

Score	N Points	N	Mean	S.D.	Alpha
ELA Scale Score		726	524.43	51.51	0.93
Reading Scale Score	33	726	523.45	55.16	0.86
Key Ideas and Details Domain	15	726	9.87	3.26	0.77
Craft and Structure Domain	15	726	8.67	3.14	0.72
Integration of Knowledge and Ideas Domain	3	726	2.02	0.86	0.20

**2021 ISASP Summary Statistics
Grade 08 Reading - Paper**

White Students

Score	N Points	N	Mean	S.D.	Alpha
ELA Scale Score		1273	539.84	50.50	0.92
Reading Scale Score	33	1273	535.59	55.26	0.86
Key Ideas and Details Domain	15	1273	10.45	3.08	0.76
Craft and Structure Domain	15	1273	9.34	3.09	0.73
Integration of Knowledge and Ideas Domain	3	1273	2.15	0.81	0.17

Black/African American Students

Score	N Points	N	Mean	S.D.	Alpha
ELA Scale Score		31	483.77	41.33	0.89
Reading Scale Score	33	31	481.71	40.49	0.78
Key Ideas and Details Domain	15	31	7.48	3.02	0.68
Craft and Structure Domain	15	31	6.65	2.61	0.53
Integration of Knowledge and Ideas Domain	3	31	1.45	0.89	0.09

Asian Students

Score	N Points	N	Mean	S.D.	Alpha
ELA Scale Score		22	544.55	52.60	0.93
Reading Scale Score	33	22	538.45	52.34	0.86
Key Ideas and Details Domain	15	22	10.64	3.03	0.78
Craft and Structure Domain	15	22	9.64	2.95	0.68
Integration of Knowledge and Ideas Domain	3	22	2.14	0.71	0.00

**2021 ISASP Summary Statistics
Grade 08 Reading - Paper**

American Indian/Alaskan Native Students¹

Score	N Points	N	Mean	S.D.	Alpha
ELA Scale Score		--	--	--	--
Reading Scale Score	33	--	--	--	--
Key Ideas and Details Domain	15	--	--	--	--
Craft and Structure Domain	15	--	--	--	--
Integration of Knowledge and Ideas Domain	3	--	--	--	--

¹ The cells containing '--' are due to counts too small to report.

Native Hawaiian/Pacific Islander Students¹

Score	N Points	N	Mean	S.D.	Alpha
ELA Scale Score		--	--	--	--
Reading Scale Score	33	--	--	--	--
Key Ideas and Details Domain	15	--	--	--	--
Craft and Structure Domain	15	--	--	--	--
Integration of Knowledge and Ideas Domain	3	--	--	--	--

¹ The cells containing '--' are due to counts too small to report.

Multi-Racial Students

Score	N Points	N	Mean	S.D.	Alpha
ELA Scale Score		31	523.65	63.45	0.94
Reading Scale Score	33	31	527.61	62.10	0.88
Key Ideas and Details Domain	15	31	9.84	3.49	0.79
Craft and Structure Domain	15	31	8.97	3.43	0.76
Integration of Knowledge and Ideas Domain	3	31	2.03	0.87	0.23

**2021 ISASP Summary Statistics
Grade 08 Reading - Paper**

Hispanic Students

Score	N Points	N	Mean	S.D.	Alpha
ELA Scale Score		90	520.22	49.76	0.92
Reading Scale Score	33	90	514.34	50.60	0.84
Key Ideas and Details Domain	15	90	9.00	3.22	0.74
Craft and Structure Domain	15	90	8.77	2.96	0.67
Integration of Knowledge and Ideas Domain	3	90	1.82	0.89	0.18

English Language Learner (ELL) Students

Score	N Points	N	Mean	S.D.	Alpha
ELA Scale Score		25	481.80	34.99	0.86
Reading Scale Score	33	25	476.80	37.89	0.72
Key Ideas and Details Domain	15	25	6.96	3.02	0.66
Craft and Structure Domain	15	25	6.56	2.27	0.36
Integration of Knowledge and Ideas Domain	3	25	1.40	0.91	0.17

Students with Free or Reduced Lunch (FRL)

Score	N Points	N	Mean	S.D.	Alpha
ELA Scale Score		432	512.84	50.00	0.92
Reading Scale Score	33	432	510.66	53.03	0.85
Key Ideas and Details Domain	15	432	9.07	3.29	0.75
Craft and Structure Domain	15	432	8.08	3.10	0.70
Integration of Knowledge and Ideas Domain	3	432	1.92	0.87	0.17

**2021 ISASP Summary Statistics
Grade 08 Reading - Paper**

Students with an Individual Education Plan (IEP)

Score	N Points	N	Mean	S.D.	Alpha
ELA Scale Score		227	476.57	35.15	0.87
Reading Scale Score	33	227	477.19	38.02	0.74
Key Ideas and Details Domain	15	227	7.28	2.85	0.61
Craft and Structure Domain	15	227	6.14	2.50	0.50
Integration of Knowledge and Ideas Domain	3	227	1.56	0.86	0.00

**2021 ISASP Summary Statistics
Grade 09 Reading - Combined**

Total Students

Score	N Points	N	Mean	S.D.	Alpha
ELA Scale Score		37274	540.57	57.10	0.92
Reading Scale Score	29	37274	539.93	62.12	0.85
Key Ideas and Details Domain	13	37274	8.00	2.86	0.72
Craft and Structure Domain	13	37274	7.94	2.86	0.70
Integration of Knowledge and Ideas Domain	3	37274	1.64	0.99	0.41

Female Students

Score	N Points	N	Mean	S.D.	Alpha
ELA Scale Score		17990	549.31	55.44	0.91
Reading Scale Score	29	17990	545.27	61.20	0.84
Key Ideas and Details Domain	13	17990	8.21	2.74	0.71
Craft and Structure Domain	13	17990	8.23	2.78	0.69
Integration of Knowledge and Ideas Domain	3	17990	1.68	1.00	0.42

Male Students

Score	N Points	N	Mean	S.D.	Alpha
ELA Scale Score		19284	532.42	57.43	0.92
Reading Scale Score	29	19284	534.94	62.55	0.85
Key Ideas and Details Domain	13	19284	7.81	2.95	0.73
Craft and Structure Domain	13	19284	7.67	2.91	0.71
Integration of Knowledge and Ideas Domain	3	19284	1.60	0.99	0.39

**2021 ISASP Summary Statistics
Grade 09 Reading - Combined**

White Students

Score	N Points	N	Mean	S.D.	Alpha
ELA Scale Score		28642	547.87	55.09	0.91
Reading Scale Score	29	28642	546.94	61.01	0.84
Key Ideas and Details Domain	13	28642	8.29	2.77	0.71
Craft and Structure Domain	13	28642	8.27	2.73	0.68
Integration of Knowledge and Ideas Domain	3	28642	1.72	0.98	0.40

Black/African American Students

Score	N Points	N	Mean	S.D.	Alpha
ELA Scale Score		2015	495.98	50.00	0.90
Reading Scale Score	29	2015	497.09	51.55	0.81
Key Ideas and Details Domain	13	2015	6.23	2.73	0.65
Craft and Structure Domain	13	2015	5.87	2.83	0.65
Integration of Knowledge and Ideas Domain	3	2015	1.18	0.93	0.28

Asian Students

Score	N Points	N	Mean	S.D.	Alpha
ELA Scale Score		753	555.24	59.87	0.92
Reading Scale Score	29	753	554.35	65.29	0.86
Key Ideas and Details Domain	13	753	8.63	2.82	0.74
Craft and Structure Domain	13	753	8.49	2.85	0.72
Integration of Knowledge and Ideas Domain	3	753	1.75	1.02	0.49

**2021 ISASP Summary Statistics
Grade 09 Reading - Combined**

American Indian/Alaskan Native Students

Score	N Points	N	Mean	S.D.	Alpha
ELA Scale Score		115	509.78	54.61	0.91
Reading Scale Score	29	115	510.22	58.22	0.84
Key Ideas and Details Domain	13	115	6.57	3.04	0.74
Craft and Structure Domain	13	115	6.63	2.93	0.70
Integration of Knowledge and Ideas Domain	3	115	1.42	0.98	0.35

Native Hawaiian/Pacific Islander Students

Score	N Points	N	Mean	S.D.	Alpha
ELA Scale Score		131	484.90	45.34	0.89
Reading Scale Score	29	131	483.08	48.51	0.79
Key Ideas and Details Domain	13	131	5.48	2.73	0.66
Craft and Structure Domain	13	131	5.29	2.74	0.62
Integration of Knowledge and Ideas Domain	3	131	0.97	0.89	0.32

Multi-Racial Students

Score	N Points	N	Mean	S.D.	Alpha
ELA Scale Score		1436	531.15	58.69	0.92
Reading Scale Score	29	1436	531.33	63.18	0.86
Key Ideas and Details Domain	13	1436	7.59	2.94	0.73
Craft and Structure Domain	13	1436	7.58	2.99	0.72
Integration of Knowledge and Ideas Domain	3	1436	1.54	1.01	0.43

**2021 ISASP Summary Statistics
Grade 09 Reading - Combined**

Hispanic Students

Score	N Points	N	Mean	S.D.	Alpha
ELA Scale Score		4182	515.24	54.26	0.91
Reading Scale Score	29	4182	515.50	57.55	0.83
Key Ideas and Details Domain	13	4182	6.98	2.85	0.69
Craft and Structure Domain	13	4182	6.84	2.90	0.68
Integration of Knowledge and Ideas Domain	3	4182	1.37	0.96	0.32

English Language Learner (ELL) Students

Score	N Points	N	Mean	S.D.	Alpha
ELA Scale Score		1776	471.29	34.04	0.83
Reading Scale Score	29	1776	473.28	35.37	0.64
Key Ideas and Details Domain	13	1776	5.04	2.26	0.47
Craft and Structure Domain	13	1776	4.76	2.26	0.46
Integration of Knowledge and Ideas Domain	3	1776	0.92	0.82	0.08

Students with Free or Reduced Lunch (FRL)

Score	N Points	N	Mean	S.D.	Alpha
ELA Scale Score		13919	516.30	53.02	0.91
Reading Scale Score	29	13919	516.37	56.62	0.83
Key Ideas and Details Domain	13	13919	7.02	2.82	0.69
Craft and Structure Domain	13	13919	6.91	2.86	0.67
Integration of Knowledge and Ideas Domain	3	13919	1.38	0.98	0.36

**2021 ISASP Summary Statistics
Grade 09 Reading - Combined**

Students with an Individual Education Plan (IEP)

Score	N Points	N	Mean	S.D.	Alpha
ELA Scale Score		4150	476.46	39.31	0.86
Reading Scale Score	29	4150	480.82	43.33	0.74
Key Ideas and Details Domain	13	4150	5.37	2.50	0.57
Craft and Structure Domain	13	4150	5.13	2.50	0.56
Integration of Knowledge and Ideas Domain	3	4150	1.02	0.87	0.19

**2021 ISASP Summary Statistics
Grade 09 Reading - Online**

Total Students

Score	N Points	N	Mean	S.D.	Alpha
ELA Scale Score		35753	540.20	57.20	0.92
Reading Scale Score	29	35753	539.48	62.15	0.85
Key Ideas and Details Domain	13	35753	7.98	2.86	0.72
Craft and Structure Domain	13	35753	7.92	2.86	0.70
Integration of Knowledge and Ideas Domain	3	35753	1.64	0.99	0.41

Female Students

Score	N Points	N	Mean	S.D.	Alpha
ELA Scale Score		17286	548.95	55.52	0.91
Reading Scale Score	29	17286	544.87	61.20	0.84
Key Ideas and Details Domain	13	17286	8.19	2.74	0.71
Craft and Structure Domain	13	17286	8.21	2.78	0.69
Integration of Knowledge and Ideas Domain	3	17286	1.68	1.00	0.42

Male Students

Score	N Points	N	Mean	S.D.	Alpha
ELA Scale Score		18467	532.00	57.54	0.92
Reading Scale Score	29	18467	534.42	62.60	0.85
Key Ideas and Details Domain	13	18467	7.78	2.95	0.73
Craft and Structure Domain	13	18467	7.65	2.91	0.71
Integration of Knowledge and Ideas Domain	3	18467	1.60	0.99	0.39

**2021 ISASP Summary Statistics
Grade 09 Reading - Online**

White Students

Score	N Points	N	Mean	S.D.	Alpha
ELA Scale Score		27313	547.59	55.20	0.91
Reading Scale Score	29	27313	546.55	61.06	0.84
Key Ideas and Details Domain	13	27313	8.28	2.78	0.71
Craft and Structure Domain	13	27313	8.25	2.74	0.68
Integration of Knowledge and Ideas Domain	3	27313	1.72	0.99	0.40

Black/African American Students

Score	N Points	N	Mean	S.D.	Alpha
ELA Scale Score		1984	495.79	49.83	0.90
Reading Scale Score	29	1984	496.89	51.41	0.80
Key Ideas and Details Domain	13	1984	6.22	2.72	0.65
Craft and Structure Domain	13	1984	5.86	2.83	0.65
Integration of Knowledge and Ideas Domain	3	1984	1.18	0.92	0.27

Asian Students

Score	N Points	N	Mean	S.D.	Alpha
ELA Scale Score		738	555.46	60.06	0.92
Reading Scale Score	29	738	554.44	65.54	0.86
Key Ideas and Details Domain	13	738	8.63	2.83	0.74
Craft and Structure Domain	13	738	8.48	2.86	0.72
Integration of Knowledge and Ideas Domain	3	738	1.75	1.02	0.49

**2021 ISASP Summary Statistics
Grade 09 Reading - Online**

American Indian/Alaskan Native Students

Score	N Points	N	Mean	S.D.	Alpha
ELA Scale Score		111	510.03	54.62	0.91
Reading Scale Score	29	111	509.85	58.26	0.84
Key Ideas and Details Domain	13	111	6.53	3.04	0.74
Craft and Structure Domain	13	111	6.61	2.94	0.71
Integration of Knowledge and Ideas Domain	3	111	1.43	0.99	0.36

Native Hawaiian/Pacific Islander Students

Score	N Points	N	Mean	S.D.	Alpha
ELA Scale Score		126	484.33	44.81	0.89
Reading Scale Score	29	126	482.26	48.00	0.79
Key Ideas and Details Domain	13	126	5.41	2.70	0.65
Craft and Structure Domain	13	126	5.27	2.74	0.62
Integration of Knowledge and Ideas Domain	3	126	0.97	0.89	0.32

Multi-Racial Students

Score	N Points	N	Mean	S.D.	Alpha
ELA Scale Score		1404	531.47	58.70	0.92
Reading Scale Score	29	1404	531.76	63.19	0.86
Key Ideas and Details Domain	13	1404	7.60	2.94	0.73
Craft and Structure Domain	13	1404	7.60	2.99	0.72
Integration of Knowledge and Ideas Domain	3	1404	1.55	1.01	0.43

**2021 ISASP Summary Statistics
Grade 09 Reading - Online**

Hispanic Students

Score	N Points	N	Mean	S.D.	Alpha
ELA Scale Score		4077	515.06	54.26	0.91
Reading Scale Score	29	4077	515.31	57.52	0.83
Key Ideas and Details Domain	13	4077	6.97	2.85	0.69
Craft and Structure Domain	13	4077	6.83	2.90	0.68
Integration of Knowledge and Ideas Domain	3	4077	1.37	0.96	0.33

English Language Learner (ELL) Students

Score	N Points	N	Mean	S.D.	Alpha
ELA Scale Score		1743	471.08	34.00	0.83
Reading Scale Score	29	1743	473.10	35.44	0.64
Key Ideas and Details Domain	13	1743	5.03	2.27	0.47
Craft and Structure Domain	13	1743	4.75	2.27	0.46
Integration of Knowledge and Ideas Domain	3	1743	0.92	0.82	0.08

Students with Free or Reduced Lunch (FRL)

Score	N Points	N	Mean	S.D.	Alpha
ELA Scale Score		13459	516.03	53.07	0.91
Reading Scale Score	29	13459	516.03	56.63	0.83
Key Ideas and Details Domain	13	13459	7.00	2.83	0.69
Craft and Structure Domain	13	13459	6.89	2.86	0.67
Integration of Knowledge and Ideas Domain	3	13459	1.37	0.97	0.36

**2021 ISASP Summary Statistics
Grade 09 Reading - Online**

Students with an Individual Education Plan (IEP)

Score	N Points	N	Mean	S.D.	Alpha
ELA Scale Score		3903	475.86	39.24	0.86
Reading Scale Score	29	3903	480.29	43.20	0.74
Key Ideas and Details Domain	13	3903	5.35	2.51	0.57
Craft and Structure Domain	13	3903	5.09	2.48	0.56
Integration of Knowledge and Ideas Domain	3	3903	1.02	0.87	0.18

**2021 ISASP Summary Statistics
Grade 09 Reading - Paper**

Total Students

Score	N Points	N	Mean	S.D.	Alpha
ELA Scale Score		1521	549.37	54.04	0.91
Reading Scale Score	29	1521	550.54	60.51	0.85
Key Ideas and Details Domain	13	1521	8.46	2.77	0.72
Craft and Structure Domain	13	1521	8.46	2.74	0.71
Integration of Knowledge and Ideas Domain	3	1521	1.72	0.98	0.39

Female Students

Score	N Points	N	Mean	S.D.	Alpha
ELA Scale Score		704	558.01	52.83	0.91
Reading Scale Score	29	704	554.95	60.58	0.84
Key Ideas and Details Domain	13	704	8.62	2.67	0.71
Craft and Structure Domain	13	704	8.67	2.67	0.70
Integration of Knowledge and Ideas Domain	3	704	1.76	0.97	0.40

Male Students

Score	N Points	N	Mean	S.D.	Alpha
ELA Scale Score		817	541.93	54.01	0.91
Reading Scale Score	29	817	546.74	60.23	0.85
Key Ideas and Details Domain	13	817	8.33	2.85	0.72
Craft and Structure Domain	13	817	8.28	2.78	0.71
Integration of Knowledge and Ideas Domain	3	817	1.69	0.99	0.39

**2021 ISASP Summary Statistics
Grade 09 Reading - Paper**

White Students

Score	N Points	N	Mean	S.D.	Alpha
ELA Scale Score		1329	553.64	52.47	0.91
Reading Scale Score	29	1329	554.87	59.53	0.84
Key Ideas and Details Domain	13	1329	8.63	2.72	0.71
Craft and Structure Domain	13	1329	8.66	2.65	0.69
Integration of Knowledge and Ideas Domain	3	1329	1.78	0.97	0.38

Black/African American Students

Score	N Points	N	Mean	S.D.	Alpha
ELA Scale Score		31	507.97	59.47	0.93
Reading Scale Score	29	31	510.45	59.07	0.86
Key Ideas and Details Domain	13	31	6.84	2.90	0.70
Craft and Structure Domain	13	31	6.52	3.05	0.71
Integration of Knowledge and Ideas Domain	3	31	1.32	1.11	0.62

Asian Students

Score	N Points	N	Mean	S.D.	Alpha
ELA Scale Score		15	544.67	50.47	0.90
Reading Scale Score	29	15	549.73	52.98	0.81
Key Ideas and Details Domain	13	15	8.40	2.44	0.60
Craft and Structure Domain	13	15	8.80	2.60	0.67
Integration of Knowledge and Ideas Domain	3	15	1.60	1.06	0.51

**2021 ISASP Summary Statistics
Grade 09 Reading - Paper**

American Indian/Alaskan Native Students¹

Score	N Points	N	Mean	S.D.	Alpha
ELA Scale Score		--	--	--	--
Reading Scale Score	29	--	--	--	--
Key Ideas and Details Domain	13	--	--	--	--
Craft and Structure Domain	13	--	--	--	--
Integration of Knowledge and Ideas Domain	3	--	--	--	--

¹ The cells containing '--' are due to counts too small to report.

Native Hawaiian/Pacific Islander Students¹

Score	N Points	N	Mean	S.D.	Alpha
ELA Scale Score		--	--	--	--
Reading Scale Score	29	--	--	--	--
Key Ideas and Details Domain	13	--	--	--	--
Craft and Structure Domain	13	--	--	--	--
Integration of Knowledge and Ideas Domain	3	--	--	--	--

¹ The cells containing '--' are due to counts too small to report.

Multi-Racial Students

Score	N Points	N	Mean	S.D.	Alpha
ELA Scale Score		32	517.03	57.37	0.92
Reading Scale Score	29	32	512.06	60.55	0.84
Key Ideas and Details Domain	13	32	6.94	2.95	0.70
Craft and Structure Domain	13	32	6.63	2.90	0.70
Integration of Knowledge and Ideas Domain	3	32	1.19	0.97	0.36

**2021 ISASP Summary Statistics
Grade 09 Reading - Paper**

Hispanic Students

Score	N Points	N	Mean	S.D.	Alpha
ELA Scale Score		105	522.30	54.07	0.91
Reading Scale Score	29	105	522.82	58.49	0.84
Key Ideas and Details Domain	13	105	7.31	2.78	0.68
Craft and Structure Domain	13	105	7.22	2.90	0.71
Integration of Knowledge and Ideas Domain	3	105	1.42	0.94	0.28

English Language Learner (ELL) Students

Score	N Points	N	Mean	S.D.	Alpha
ELA Scale Score		33	482.55	34.81	0.79
Reading Scale Score	29	33	482.64	31.04	0.50
Key Ideas and Details Domain	13	33	5.64	1.75	0.05
Craft and Structure Domain	13	33	5.21	2.13	0.36
Integration of Knowledge and Ideas Domain	3	33	1.06	0.83	0.12

Students with Free or Reduced Lunch (FRL)

Score	N Points	N	Mean	S.D.	Alpha
ELA Scale Score		460	524.36	50.89	0.90
Reading Scale Score	29	460	526.34	55.55	0.82
Key Ideas and Details Domain	13	460	7.46	2.76	0.68
Craft and Structure Domain	13	460	7.48	2.77	0.67
Integration of Knowledge and Ideas Domain	3	460	1.43	0.99	0.40

**2021 ISASP Summary Statistics
Grade 09 Reading - Paper**

Students with an Individual Education Plan (IEP)

Score	N Points	N	Mean	S.D.	Alpha
ELA Scale Score		247	485.88	39.30	0.86
Reading Scale Score	29	247	489.27	44.64	0.74
Key Ideas and Details Domain	13	247	5.71	2.37	0.50
Craft and Structure Domain	13	247	5.78	2.70	0.63
Integration of Knowledge and Ideas Domain	3	247	1.01	0.92	0.34

**2021 ISASP Summary Statistics
Grade 10 Reading - Combined**

Total Students

Score	N Points	N	Mean	S.D.	Alpha
ELA Scale Score		35870	570.97	56.49	0.92
Reading Scale Score	29	35870	581.00	61.80	0.85
Key Ideas and Details Domain	13	35870	8.36	2.96	0.75
Craft and Structure Domain	10	35870	5.96	2.24	0.62
Integration of Knowledge and Ideas Domain	6	35870	3.40	1.50	0.49

Female Students

Score	N Points	N	Mean	S.D.	Alpha
ELA Scale Score		17401	580.28	54.03	0.92
Reading Scale Score	29	17401	587.70	58.79	0.83
Key Ideas and Details Domain	13	17401	8.69	2.75	0.72
Craft and Structure Domain	10	17401	6.15	2.14	0.59
Integration of Knowledge and Ideas Domain	6	17401	3.58	1.44	0.45

Male Students

Score	N Points	N	Mean	S.D.	Alpha
ELA Scale Score		18469	562.19	57.35	0.93
Reading Scale Score	29	18469	574.68	63.86	0.86
Key Ideas and Details Domain	13	18469	8.05	3.11	0.77
Craft and Structure Domain	10	18469	5.78	2.30	0.64
Integration of Knowledge and Ideas Domain	6	18469	3.23	1.53	0.51

**2021 ISASP Summary Statistics
Grade 10 Reading - Combined**

White Students

Score	N Points	N	Mean	S.D.	Alpha
ELA Scale Score		27741	577.80	54.78	0.92
Reading Scale Score	29	27741	587.85	60.49	0.84
Key Ideas and Details Domain	13	27741	8.68	2.85	0.74
Craft and Structure Domain	10	27741	6.17	2.17	0.61
Integration of Knowledge and Ideas Domain	6	27741	3.53	1.46	0.47

Black/African American Students

Score	N Points	N	Mean	S.D.	Alpha
ELA Scale Score		1854	528.97	50.38	0.91
Reading Scale Score	29	1854	539.45	54.79	0.82
Key Ideas and Details Domain	13	1854	6.37	2.95	0.71
Craft and Structure Domain	10	1854	4.65	2.18	0.56
Integration of Knowledge and Ideas Domain	6	1854	2.57	1.52	0.47

Asian Students

Score	N Points	N	Mean	S.D.	Alpha
ELA Scale Score		797	584.93	61.16	0.93
Reading Scale Score	29	797	593.22	65.58	0.86
Key Ideas and Details Domain	13	797	8.74	2.91	0.76
Craft and Structure Domain	10	797	6.32	2.28	0.65
Integration of Knowledge and Ideas Domain	6	797	3.70	1.49	0.51

**2021 ISASP Summary Statistics
Grade 10 Reading - Combined**

American Indian/Alaskan Native Students

Score	N Points	N	Mean	S.D.	Alpha
ELA Scale Score		136	538.69	50.55	0.91
Reading Scale Score	29	136	551.13	53.77	0.82
Key Ideas and Details Domain	13	136	7.19	2.96	0.72
Craft and Structure Domain	10	136	4.94	2.15	0.55
Integration of Knowledge and Ideas Domain	6	136	2.75	1.46	0.41

Native Hawaiian/Pacific Islander Students

Score	N Points	N	Mean	S.D.	Alpha
ELA Scale Score		127	522.80	52.57	0.91
Reading Scale Score	29	127	531.31	55.49	0.81
Key Ideas and Details Domain	13	127	5.92	3.00	0.71
Craft and Structure Domain	10	127	4.41	2.23	0.58
Integration of Knowledge and Ideas Domain	6	127	2.32	1.34	0.29

Multi-Racial Students

Score	N Points	N	Mean	S.D.	Alpha
ELA Scale Score		1322	560.95	56.53	0.92
Reading Scale Score	29	1322	570.70	61.36	0.85
Key Ideas and Details Domain	13	1322	7.88	2.99	0.75
Craft and Structure Domain	10	1322	5.65	2.29	0.63
Integration of Knowledge and Ideas Domain	6	1322	3.20	1.50	0.45

**2021 ISASP Summary Statistics
Grade 10 Reading - Combined**

Hispanic Students

Score	N Points	N	Mean	S.D.	Alpha
ELA Scale Score		3893	545.53	52.71	0.91
Reading Scale Score	29	3893	555.60	57.82	0.84
Key Ideas and Details Domain	13	3893	7.19	2.99	0.73
Craft and Structure Domain	10	3893	5.16	2.24	0.60
Integration of Knowledge and Ideas Domain	6	3893	2.92	1.51	0.47

English Language Learner (ELL) Students

Score	N Points	N	Mean	S.D.	Alpha
ELA Scale Score		1814	504.89	34.80	0.85
Reading Scale Score	29	1814	514.11	38.83	0.69
Key Ideas and Details Domain	13	1814	5.15	2.46	0.56
Craft and Structure Domain	10	1814	3.75	1.85	0.38
Integration of Knowledge and Ideas Domain	6	1814	2.04	1.28	0.26

Students with Free or Reduced Lunch (FRL)

Score	N Points	N	Mean	S.D.	Alpha
ELA Scale Score		12566	547.83	52.84	0.91
Reading Scale Score	29	12566	558.23	57.82	0.83
Key Ideas and Details Domain	13	12566	7.36	2.98	0.73
Craft and Structure Domain	10	12566	5.24	2.21	0.59
Integration of Knowledge and Ideas Domain	6	12566	2.94	1.51	0.47

**2021 ISASP Summary Statistics
Grade 10 Reading - Combined**

Students with an Individual Education Plan (IEP)

Score	N Points	N	Mean	S.D.	Alpha
ELA Scale Score		3656	508.30	39.49	0.87
Reading Scale Score	29	3656	520.27	45.85	0.76
Key Ideas and Details Domain	13	3656	5.50	2.71	0.64
Craft and Structure Domain	10	3656	3.98	1.97	0.47
Integration of Knowledge and Ideas Domain	6	3656	2.09	1.37	0.37

**2021 ISASP Summary Statistics
Grade 10 Reading - Online**

Total Students

Score	N Points	N	Mean	S.D.	Alpha
ELA Scale Score		34425	570.69	56.55	0.92
Reading Scale Score	29	34425	580.66	61.80	0.85
Key Ideas and Details Domain	13	34425	8.33	2.96	0.75
Craft and Structure Domain	10	34425	5.95	2.23	0.62
Integration of Knowledge and Ideas Domain	6	34425	3.40	1.50	0.49

Female Students

Score	N Points	N	Mean	S.D.	Alpha
ELA Scale Score		16693	579.86	54.05	0.92
Reading Scale Score	29	16693	587.20	58.75	0.83
Key Ideas and Details Domain	13	16693	8.66	2.76	0.72
Craft and Structure Domain	10	16693	6.13	2.14	0.59
Integration of Knowledge and Ideas Domain	6	16693	3.58	1.44	0.45

Male Students

Score	N Points	N	Mean	S.D.	Alpha
ELA Scale Score		17732	562.06	57.48	0.93
Reading Scale Score	29	17732	574.51	63.94	0.86
Key Ideas and Details Domain	13	17732	8.03	3.11	0.77
Craft and Structure Domain	10	17732	5.78	2.30	0.64
Integration of Knowledge and Ideas Domain	6	17732	3.23	1.53	0.51

**2021 ISASP Summary Statistics
Grade 10 Reading - Online**

White Students

Score	N Points	N	Mean	S.D.	Alpha
ELA Scale Score		26489	577.61	54.81	0.92
Reading Scale Score	29	26489	587.60	60.48	0.84
Key Ideas and Details Domain	13	26489	8.66	2.85	0.74
Craft and Structure Domain	10	26489	6.17	2.17	0.61
Integration of Knowledge and Ideas Domain	6	26489	3.53	1.45	0.47

Black/African American Students

Score	N Points	N	Mean	S.D.	Alpha
ELA Scale Score		1829	529.12	50.44	0.91
Reading Scale Score	29	1829	539.63	54.78	0.82
Key Ideas and Details Domain	13	1829	6.37	2.94	0.71
Craft and Structure Domain	10	1829	4.66	2.18	0.56
Integration of Knowledge and Ideas Domain	6	1829	2.58	1.52	0.47

Asian Students

Score	N Points	N	Mean	S.D.	Alpha
ELA Scale Score		777	585.24	61.14	0.93
Reading Scale Score	29	777	593.50	65.43	0.86
Key Ideas and Details Domain	13	777	8.76	2.91	0.76
Craft and Structure Domain	10	777	6.33	2.25	0.64
Integration of Knowledge and Ideas Domain	6	777	3.71	1.49	0.51

**2021 ISASP Summary Statistics
Grade 10 Reading - Online**

American Indian/Alaskan Native Students

Score	N Points	N	Mean	S.D.	Alpha
ELA Scale Score		124	539.03	50.59	0.91
Reading Scale Score	29	124	550.73	53.42	0.82
Key Ideas and Details Domain	13	124	7.19	2.99	0.73
Craft and Structure Domain	10	124	4.90	2.09	0.53
Integration of Knowledge and Ideas Domain	6	124	2.77	1.48	0.43

Native Hawaiian/Pacific Islander Students

Score	N Points	N	Mean	S.D.	Alpha
ELA Scale Score		123	521.82	52.66	0.91
Reading Scale Score	29	123	530.41	55.86	0.81
Key Ideas and Details Domain	13	123	5.84	2.97	0.71
Craft and Structure Domain	10	123	4.37	2.25	0.59
Integration of Knowledge and Ideas Domain	6	123	2.33	1.36	0.31

Multi-Racial Students

Score	N Points	N	Mean	S.D.	Alpha
ELA Scale Score		1291	560.80	56.52	0.92
Reading Scale Score	29	1291	570.33	61.34	0.85
Key Ideas and Details Domain	13	1291	7.85	3.00	0.75
Craft and Structure Domain	10	1291	5.64	2.29	0.63
Integration of Knowledge and Ideas Domain	6	1291	3.19	1.50	0.45

**2021 ISASP Summary Statistics
Grade 10 Reading - Online**

Hispanic Students

Score	N Points	N	Mean	S.D.	Alpha
ELA Scale Score		3792	545.37	52.88	0.91
Reading Scale Score	29	3792	555.49	58.06	0.84
Key Ideas and Details Domain	13	3792	7.17	3.00	0.73
Craft and Structure Domain	10	3792	5.15	2.24	0.60
Integration of Knowledge and Ideas Domain	6	3792	2.93	1.52	0.47

English Language Learner (ELL) Students

Score	N Points	N	Mean	S.D.	Alpha
ELA Scale Score		1773	504.40	34.62	0.85
Reading Scale Score	29	1773	513.65	38.75	0.69
Key Ideas and Details Domain	13	1773	5.11	2.45	0.56
Craft and Structure Domain	10	1773	3.74	1.84	0.38
Integration of Knowledge and Ideas Domain	6	1773	2.04	1.28	0.27

Students with Free or Reduced Lunch (FRL)

Score	N Points	N	Mean	S.D.	Alpha
ELA Scale Score		12167	547.57	52.79	0.91
Reading Scale Score	29	12167	557.91	57.70	0.83
Key Ideas and Details Domain	13	12167	7.33	2.98	0.73
Craft and Structure Domain	10	12167	5.24	2.21	0.58
Integration of Knowledge and Ideas Domain	6	12167	2.94	1.51	0.47

**2021 ISASP Summary Statistics
Grade 10 Reading - Online**

Students with an Individual Education Plan (IEP)

Score	N Points	N	Mean	S.D.	Alpha
ELA Scale Score		3475	508.38	39.62	0.87
Reading Scale Score	29	3475	520.43	46.05	0.76
Key Ideas and Details Domain	13	3475	5.49	2.71	0.64
Craft and Structure Domain	10	3475	4.00	1.97	0.47
Integration of Knowledge and Ideas Domain	6	3475	2.09	1.37	0.38

**2021 ISASP Summary Statistics
Grade 10 Reading - Paper**

Total Students

Score	N Points	N	Mean	S.D.	Alpha
ELA Scale Score		1445	577.55	54.74	0.92
Reading Scale Score	29	1445	588.98	61.08	0.85
Key Ideas and Details Domain	13	1445	8.92	2.76	0.73
Craft and Structure Domain	10	1445	6.15	2.31	0.66
Integration of Knowledge and Ideas Domain	6	1445	3.42	1.48	0.49

Female Students

Score	N Points	N	Mean	S.D.	Alpha
ELA Scale Score		708	590.11	52.54	0.92
Reading Scale Score	29	708	599.55	58.48	0.83
Key Ideas and Details Domain	13	708	9.29	2.58	0.71
Craft and Structure Domain	10	708	6.54	2.15	0.62
Integration of Knowledge and Ideas Domain	6	708	3.66	1.42	0.45

Male Students

Score	N Points	N	Mean	S.D.	Alpha
ELA Scale Score		737	565.47	54.13	0.92
Reading Scale Score	29	737	578.82	61.84	0.86
Key Ideas and Details Domain	13	737	8.56	2.89	0.74
Craft and Structure Domain	10	737	5.77	2.40	0.68
Integration of Knowledge and Ideas Domain	6	737	3.18	1.50	0.50

**2021 ISASP Summary Statistics
Grade 10 Reading - Paper**

White Students

Score	N Points	N	Mean	S.D.	Alpha
ELA Scale Score		1252	581.64	54.04	0.92
Reading Scale Score	29	1252	593.19	60.66	0.85
Key Ideas and Details Domain	13	1252	9.10	2.71	0.73
Craft and Structure Domain	10	1252	6.27	2.27	0.66
Integration of Knowledge and Ideas Domain	6	1252	3.51	1.47	0.49

Black/African American Students

Score	N Points	N	Mean	S.D.	Alpha
ELA Scale Score		25	518.04	45.31	0.90
Reading Scale Score	29	25	526.68	55.24	0.85
Key Ideas and Details Domain	13	25	6.04	3.28	0.79
Craft and Structure Domain	10	25	4.28	2.49	0.69
Integration of Knowledge and Ideas Domain	6	25	1.88	1.30	0.23

Asian Students

Score	N Points	N	Mean	S.D.	Alpha
ELA Scale Score		20	572.90	62.28	0.93
Reading Scale Score	29	20	582.35	72.04	0.90
Key Ideas and Details Domain	13	20	8.10	3.04	0.76
Craft and Structure Domain	10	20	6.05	3.20	0.85
Integration of Knowledge and Ideas Domain	6	20	3.50	1.43	0.42

**2021 ISASP Summary Statistics
Grade 10 Reading - Paper**

American Indian/Alaskan Native Students

Score	N Points	N	Mean	S.D.	Alpha
ELA Scale Score		12	535.17	52.28	0.91
Reading Scale Score	29	12	555.17	59.57	0.85
Key Ideas and Details Domain	13	12	7.25	2.70	0.64
Craft and Structure Domain	10	12	5.42	2.71	0.72
Integration of Knowledge and Ideas Domain	6	12	2.58	1.31	0.19

Native Hawaiian/Pacific Islander Students¹

Score	N Points	N	Mean	S.D.	Alpha
ELA Scale Score		--	--	--	--
Reading Scale Score	29	--	--	--	--
Key Ideas and Details Domain	13	--	--	--	--
Craft and Structure Domain	10	--	--	--	--
Integration of Knowledge and Ideas Domain	6	--	--	--	--

¹ The cells containing '--' are due to counts too small to report.

Multi-Racial Students

Score	N Points	N	Mean	S.D.	Alpha
ELA Scale Score		31	567.06	57.40	0.93
Reading Scale Score	29	31	585.97	61.08	0.85
Key Ideas and Details Domain	13	31	8.81	2.43	0.65
Craft and Structure Domain	10	31	5.94	2.58	0.73
Integration of Knowledge and Ideas Domain	6	31	3.48	1.46	0.50

**2021 ISASP Summary Statistics
Grade 10 Reading - Paper**

Hispanic Students

Score	N Points	N	Mean	S.D.	Alpha
ELA Scale Score		101	551.68	45.88	0.90
Reading Scale Score	29	101	559.56	48.19	0.78
Key Ideas and Details Domain	13	101	7.80	2.62	0.65
Craft and Structure Domain	10	101	5.34	2.14	0.56
Integration of Knowledge and Ideas Domain	6	101	2.72	1.29	0.26

English Language Learner (ELL) Students

Score	N Points	N	Mean	S.D.	Alpha
ELA Scale Score		41	526.17	36.16	0.85
Reading Scale Score	29	41	533.71	37.24	0.65
Key Ideas and Details Domain	13	41	6.83	2.23	0.47
Craft and Structure Domain	10	41	4.24	2.05	0.51
Integration of Knowledge and Ideas Domain	6	41	2.15	1.17	0.04

Students with Free or Reduced Lunch (FRL)

Score	N Points	N	Mean	S.D.	Alpha
ELA Scale Score		399	555.86	53.69	0.92
Reading Scale Score	29	399	567.94	60.49	0.85
Key Ideas and Details Domain	13	399	8.13	2.93	0.73
Craft and Structure Domain	10	399	5.38	2.37	0.66
Integration of Knowledge and Ideas Domain	6	399	2.96	1.54	0.52

**2021 ISASP Summary Statistics
Grade 10 Reading - Paper**

Students with an Individual Education Plan (IEP)

Score	N Points	N	Mean	S.D.	Alpha
ELA Scale Score		181	506.84	36.99	0.86
Reading Scale Score	29	181	517.32	41.80	0.73
Key Ideas and Details Domain	13	181	5.71	2.63	0.62
Craft and Structure Domain	10	181	3.56	1.95	0.46
Integration of Knowledge and Ideas Domain	6	181	2.01	1.31	0.28

**2021 ISASP Summary Statistics
Grade 11 Reading - Combined**

Total Students

Score	N Points	N	Mean	S.D.	Alpha
ELA Scale Score		33592	600.98	58.79	0.93
Reading Scale Score	29	33592	610.30	65.24	0.87
Key Ideas and Details Domain	15	33592	8.86	3.28	0.74
Craft and Structure Domain	10	33592	7.59	2.27	0.73
Integration of Knowledge and Ideas Domain	4	33592	3.19	1.06	0.60

Female Students

Score	N Points	N	Mean	S.D.	Alpha
ELA Scale Score		16303	610.96	55.72	0.92
Reading Scale Score	29	16303	617.05	62.95	0.85
Key Ideas and Details Domain	15	16303	9.11	3.16	0.72
Craft and Structure Domain	10	16303	7.95	2.08	0.71
Integration of Knowledge and Ideas Domain	4	16303	3.27	1.00	0.56

Male Students

Score	N Points	N	Mean	S.D.	Alpha
ELA Scale Score		17289	591.58	60.06	0.93
Reading Scale Score	29	17289	603.94	66.71	0.87
Key Ideas and Details Domain	15	17289	8.62	3.37	0.75
Craft and Structure Domain	10	17289	7.26	2.39	0.74
Integration of Knowledge and Ideas Domain	4	17289	3.12	1.12	0.62

**2021 ISASP Summary Statistics
Grade 11 Reading - Combined**

White Students

Score	N Points	N	Mean	S.D.	Alpha
ELA Scale Score		26551	606.80	56.92	0.92
Reading Scale Score	29	26551	616.12	64.04	0.86
Key Ideas and Details Domain	15	26551	9.12	3.21	0.73
Craft and Structure Domain	10	26551	7.80	2.14	0.71
Integration of Knowledge and Ideas Domain	4	26551	3.29	1.00	0.58

Black/African American Students

Score	N Points	N	Mean	S.D.	Alpha
ELA Scale Score		1604	555.33	55.84	0.93
Reading Scale Score	29	1604	564.94	60.12	0.86
Key Ideas and Details Domain	15	1604	6.79	3.18	0.70
Craft and Structure Domain	10	1604	5.92	2.74	0.75
Integration of Knowledge and Ideas Domain	4	1604	2.44	1.29	0.59

Asian Students

Score	N Points	N	Mean	S.D.	Alpha
ELA Scale Score		782	613.00	65.57	0.94
Reading Scale Score	29	782	619.35	70.24	0.89
Key Ideas and Details Domain	15	782	9.35	3.44	0.77
Craft and Structure Domain	10	782	7.75	2.29	0.77
Integration of Knowledge and Ideas Domain	4	782	3.19	1.06	0.59

**2021 ISASP Summary Statistics
Grade 11 Reading - Combined**

American Indian/Alaskan Native Students

Score	N Points	N	Mean	S.D.	Alpha
ELA Scale Score		129	578.12	51.81	0.91
Reading Scale Score	29	129	589.05	56.71	0.83
Key Ideas and Details Domain	15	129	8.01	2.96	0.65
Craft and Structure Domain	10	129	6.98	2.35	0.70
Integration of Knowledge and Ideas Domain	4	129	2.84	1.28	0.66

Native Hawaiian/Pacific Islander Students

Score	N Points	N	Mean	S.D.	Alpha
ELA Scale Score		99	545.80	54.49	0.92
Reading Scale Score	29	99	550.49	54.78	0.84
Key Ideas and Details Domain	15	99	6.18	2.97	0.65
Craft and Structure Domain	10	99	5.24	2.70	0.74
Integration of Knowledge and Ideas Domain	4	99	2.17	1.31	0.58

Multi-Racial Students

Score	N Points	N	Mean	S.D.	Alpha
ELA Scale Score		1121	592.72	60.18	0.93
Reading Scale Score	29	1121	602.32	65.35	0.87
Key Ideas and Details Domain	15	1121	8.51	3.32	0.74
Craft and Structure Domain	10	1121	7.32	2.36	0.72
Integration of Knowledge and Ideas Domain	4	1121	3.07	1.14	0.63

**2021 ISASP Summary Statistics
Grade 11 Reading - Combined**

Hispanic Students

Score	N Points	N	Mean	S.D.	Alpha
ELA Scale Score		3306	578.90	56.77	0.92
Reading Scale Score	29	3306	588.82	62.00	0.86
Key Ideas and Details Domain	15	3306	7.89	3.23	0.71
Craft and Structure Domain	10	3306	6.90	2.50	0.74
Integration of Knowledge and Ideas Domain	4	3306	2.86	1.18	0.57

English Language Learner (ELL) Students

Score	N Points	N	Mean	S.D.	Alpha
ELA Scale Score		1401	526.19	36.87	0.86
Reading Scale Score	29	1401	534.91	40.93	0.74
Key Ideas and Details Domain	15	1401	5.37	2.46	0.49
Craft and Structure Domain	10	1401	4.65	2.31	0.59
Integration of Knowledge and Ideas Domain	4	1401	1.94	1.18	0.39

Students with Free or Reduced Lunch (FRL)

Score	N Points	N	Mean	S.D.	Alpha
ELA Scale Score		10622	575.79	55.76	0.92
Reading Scale Score	29	10622	585.54	61.05	0.86
Key Ideas and Details Domain	15	10622	7.74	3.21	0.70
Craft and Structure Domain	10	10622	6.78	2.50	0.73
Integration of Knowledge and Ideas Domain	4	10622	2.84	1.20	0.59

**2021 ISASP Summary Statistics
Grade 11 Reading - Combined**

Students with an Individual Education Plan (IEP)

Score	N Points	N	Mean	S.D.	Alpha
ELA Scale Score		3037	530.51	41.07	0.88
Reading Scale Score	29	3037	540.29	46.57	0.78
Key Ideas and Details Domain	15	3037	5.62	2.65	0.56
Craft and Structure Domain	10	3037	4.84	2.41	0.63
Integration of Knowledge and Ideas Domain	4	3037	2.07	1.22	0.46

**2021 ISASP Summary Statistics
Grade 11 Reading - Online**

Total Students

Score	N Points	N	Mean	S.D.	Alpha
ELA Scale Score		32257	600.49	58.78	0.93
Reading Scale Score	29	32257	609.87	65.21	0.87
Key Ideas and Details Domain	15	32257	8.83	3.28	0.74
Craft and Structure Domain	10	32257	7.58	2.28	0.73
Integration of Knowledge and Ideas Domain	4	32257	3.19	1.07	0.60

Female Students

Score	N Points	N	Mean	S.D.	Alpha
ELA Scale Score		15659	610.48	55.72	0.92
Reading Scale Score	29	15659	616.60	62.89	0.85
Key Ideas and Details Domain	15	15659	9.08	3.16	0.72
Craft and Structure Domain	10	15659	7.94	2.09	0.71
Integration of Knowledge and Ideas Domain	4	15659	3.27	1.00	0.56

Male Students

Score	N Points	N	Mean	S.D.	Alpha
ELA Scale Score		16598	591.07	60.03	0.93
Reading Scale Score	29	16598	603.51	66.71	0.87
Key Ideas and Details Domain	15	16598	8.60	3.37	0.75
Craft and Structure Domain	10	16598	7.24	2.40	0.75
Integration of Knowledge and Ideas Domain	4	16598	3.12	1.12	0.62

**2021 ISASP Summary Statistics
Grade 11 Reading - Online**

White Students

Score	N Points	N	Mean	S.D.	Alpha
ELA Scale Score		25367	606.41	56.87	0.92
Reading Scale Score	29	25367	615.77	63.97	0.86
Key Ideas and Details Domain	15	25367	9.10	3.21	0.73
Craft and Structure Domain	10	25367	7.79	2.14	0.71
Integration of Knowledge and Ideas Domain	4	25367	3.29	1.00	0.58

Black/African American Students

Score	N Points	N	Mean	S.D.	Alpha
ELA Scale Score		1588	555.32	55.89	0.93
Reading Scale Score	29	1588	565.04	60.22	0.86
Key Ideas and Details Domain	15	1588	6.79	3.19	0.70
Craft and Structure Domain	10	1588	5.92	2.74	0.75
Integration of Knowledge and Ideas Domain	4	1588	2.44	1.29	0.59

Asian Students

Score	N Points	N	Mean	S.D.	Alpha
ELA Scale Score		765	612.67	65.96	0.94
Reading Scale Score	29	765	619.09	70.62	0.89
Key Ideas and Details Domain	15	765	9.33	3.45	0.77
Craft and Structure Domain	10	765	7.73	2.31	0.77
Integration of Knowledge and Ideas Domain	4	765	3.19	1.06	0.59

**2021 ISASP Summary Statistics
Grade 11 Reading - Online**

American Indian/Alaskan Native Students

Score	N Points	N	Mean	S.D.	Alpha
ELA Scale Score		120	577.73	51.95	0.91
Reading Scale Score	29	120	589.34	57.59	0.84
Key Ideas and Details Domain	15	120	8.01	2.98	0.66
Craft and Structure Domain	10	120	6.95	2.38	0.71
Integration of Knowledge and Ideas Domain	4	120	2.88	1.27	0.67

Native Hawaiian/Pacific Islander Students

Score	N Points	N	Mean	S.D.	Alpha
ELA Scale Score		96	546.41	54.72	0.92
Reading Scale Score	29	96	550.85	55.41	0.85
Key Ideas and Details Domain	15	96	6.18	3.01	0.66
Craft and Structure Domain	10	96	5.29	2.71	0.74
Integration of Knowledge and Ideas Domain	4	96	2.16	1.32	0.59

Multi-Racial Students

Score	N Points	N	Mean	S.D.	Alpha
ELA Scale Score		1094	592.54	60.10	0.93
Reading Scale Score	29	1094	602.04	65.18	0.87
Key Ideas and Details Domain	15	1094	8.49	3.32	0.74
Craft and Structure Domain	10	1094	7.32	2.35	0.72
Integration of Knowledge and Ideas Domain	4	1094	3.07	1.14	0.63

**2021 ISASP Summary Statistics
Grade 11 Reading - Online**

Hispanic Students

Score	N Points	N	Mean	S.D.	Alpha
ELA Scale Score		3227	578.46	56.69	0.92
Reading Scale Score	29	3227	588.50	61.99	0.86
Key Ideas and Details Domain	15	3227	7.87	3.22	0.71
Craft and Structure Domain	10	3227	6.90	2.50	0.74
Integration of Knowledge and Ideas Domain	4	3227	2.86	1.18	0.57

English Language Learner (ELL) Students

Score	N Points	N	Mean	S.D.	Alpha
ELA Scale Score		1374	525.52	35.91	0.86
Reading Scale Score	29	1374	534.34	39.97	0.73
Key Ideas and Details Domain	15	1374	5.33	2.42	0.47
Craft and Structure Domain	10	1374	4.65	2.30	0.58
Integration of Knowledge and Ideas Domain	4	1374	1.93	1.17	0.39

Students with Free or Reduced Lunch (FRL)

Score	N Points	N	Mean	S.D.	Alpha
ELA Scale Score		10302	575.50	55.58	0.92
Reading Scale Score	29	10302	585.30	60.92	0.86
Key Ideas and Details Domain	15	10302	7.72	3.20	0.70
Craft and Structure Domain	10	10302	6.77	2.51	0.73
Integration of Knowledge and Ideas Domain	4	10302	2.84	1.20	0.59

**2021 ISASP Summary Statistics
Grade 11 Reading - Online**

Students with an Individual Education Plan (IEP)

Score	N Points	N	Mean	S.D.	Alpha
ELA Scale Score		2871	529.90	40.79	0.88
Reading Scale Score	29	2871	539.67	46.32	0.78
Key Ideas and Details Domain	15	2871	5.58	2.63	0.55
Craft and Structure Domain	10	2871	4.80	2.41	0.63
Integration of Knowledge and Ideas Domain	4	2871	2.07	1.23	0.47

**2021 ISASP Summary Statistics
Grade 11 Reading - Paper**

Total Students

Score	N Points	N	Mean	S.D.	Alpha
ELA Scale Score		1335	612.90	57.81	0.93
Reading Scale Score	29	1335	620.90	65.13	0.86
Key Ideas and Details Domain	15	1335	9.51	3.26	0.74
Craft and Structure Domain	10	1335	7.85	2.03	0.70
Integration of Knowledge and Ideas Domain	4	1335	3.24	1.05	0.60

Female Students

Score	N Points	N	Mean	S.D.	Alpha
ELA Scale Score		644	622.59	54.53	0.92
Reading Scale Score	29	644	628.09	63.47	0.85
Key Ideas and Details Domain	15	644	9.77	3.16	0.73
Craft and Structure Domain	10	644	8.16	1.84	0.68
Integration of Knowledge and Ideas Domain	4	644	3.33	0.96	0.55

Male Students

Score	N Points	N	Mean	S.D.	Alpha
ELA Scale Score		691	603.87	59.34	0.93
Reading Scale Score	29	691	614.19	65.98	0.87
Key Ideas and Details Domain	15	691	9.26	3.33	0.75
Craft and Structure Domain	10	691	7.55	2.15	0.71
Integration of Knowledge and Ideas Domain	4	691	3.16	1.12	0.63

**2021 ISASP Summary Statistics
Grade 11 Reading - Paper**

White Students

Score	N Points	N	Mean	S.D.	Alpha
ELA Scale Score		1184	615.28	57.25	0.93
Reading Scale Score	29	1184	623.56	64.96	0.86
Key Ideas and Details Domain	15	1184	9.62	3.24	0.74
Craft and Structure Domain	10	1184	7.94	1.94	0.68
Integration of Knowledge and Ideas Domain	4	1184	3.27	1.04	0.60

Black/African American Students

Score	N Points	N	Mean	S.D.	Alpha
ELA Scale Score		16	555.94	52.12	0.91
Reading Scale Score	29	16	555.56	49.48	0.82
Key Ideas and Details Domain	15	16	6.19	2.26	0.35
Craft and Structure Domain	10	16	5.56	3.01	0.82
Integration of Knowledge and Ideas Domain	4	16	2.63	1.15	0.40

Asian Students

Score	N Points	N	Mean	S.D.	Alpha
ELA Scale Score		17	627.82	43.12	0.88
Reading Scale Score	29	17	630.88	50.72	0.78
Key Ideas and Details Domain	15	17	10.41	2.87	0.72
Craft and Structure Domain	10	17	8.41	1.23	0.32
Integration of Knowledge and Ideas Domain	4	17	3.12	1.05	0.50

**2021 ISASP Summary Statistics
Grade 11 Reading - Paper**

American Indian/Alaskan Native Students¹

Score	N Points	N	Mean	S.D.	Alpha
ELA Scale Score		--	--	--	--
Reading Scale Score	29	--	--	--	--
Key Ideas and Details Domain	15	--	--	--	--
Craft and Structure Domain	10	--	--	--	--
Integration of Knowledge and Ideas Domain	4	--	--	--	--

¹ The cells containing '--' are due to counts too small to report.

Native Hawaiian/Pacific Islander Students¹

Score	N Points	N	Mean	S.D.	Alpha
ELA Scale Score		--	--	--	--
Reading Scale Score	29	--	--	--	--
Key Ideas and Details Domain	15	--	--	--	--
Craft and Structure Domain	10	--	--	--	--
Integration of Knowledge and Ideas Domain	4	--	--	--	--

¹ The cells containing '--' are due to counts too small to report.

Multi-Racial Students

Score	N Points	N	Mean	S.D.	Alpha
ELA Scale Score		27	600.11	64.14	0.94
Reading Scale Score	29	27	613.67	72.36	0.88
Key Ideas and Details Domain	15	27	9.15	3.31	0.74
Craft and Structure Domain	10	27	7.52	2.65	0.84
Integration of Knowledge and Ideas Domain	4	27	3.11	1.09	0.53

**2021 ISASP Summary Statistics
Grade 11 Reading - Paper**

Hispanic Students

Score	N Points	N	Mean	S.D.	Alpha
ELA Scale Score		79	596.59	57.56	0.93
Reading Scale Score	29	79	601.71	61.40	0.87
Key Ideas and Details Domain	15	79	8.76	3.33	0.74
Craft and Structure Domain	10	79	7.13	2.48	0.77
Integration of Knowledge and Ideas Domain	4	79	3.10	1.13	0.62

English Language Learner (ELL) Students

Score	N Points	N	Mean	S.D.	Alpha
ELA Scale Score		27	560.37	62.04	0.94
Reading Scale Score	29	27	564.26	70.11	0.87
Key Ideas and Details Domain	15	27	7.26	3.60	0.78
Craft and Structure Domain	10	27	5.07	2.60	0.70
Integration of Knowledge and Ideas Domain	4	27	2.44	1.25	0.51

Students with Free or Reduced Lunch (FRL)

Score	N Points	N	Mean	S.D.	Alpha
ELA Scale Score		320	585.22	60.54	0.93
Reading Scale Score	29	320	593.38	64.71	0.87
Key Ideas and Details Domain	15	320	8.28	3.36	0.74
Craft and Structure Domain	10	320	6.97	2.40	0.74
Integration of Knowledge and Ideas Domain	4	320	2.78	1.23	0.59

**2021 ISASP Summary Statistics
Grade 11 Reading - Paper**

Students with an Individual Education Plan (IEP)

Score	N Points	N	Mean	S.D.	Alpha
ELA Scale Score		166	541.05	44.33	0.89
Reading Scale Score	29	166	551.07	49.57	0.78
Key Ideas and Details Domain	15	166	6.31	2.84	0.61
Craft and Structure Domain	10	166	5.42	2.34	0.63
Integration of Knowledge and Ideas Domain	4	166	2.01	1.16	0.35

Internal Consistency Reports

2021 ISASP Subscale Pearson Correlation Coefficients

Grade 03 Reading

Score	ELA Scale Score	Reading Scale Score	Key Ideas and Details	Craft and Structure	Integration of Knowledge and Ideas
ELA Scale Score	1.00	0.94	0.90	0.85	0.50
Reading Scale Score	0.94	1.00	0.94	0.88	0.55
Key Ideas and Details Domain	0.90	0.94	1.00	0.76	0.42
Craft and Structure Domain	0.85	0.88	0.76	1.00	0.38
Integration of Knowledge and Ideas Domain	0.50	0.55	0.42	0.38	1.00

Grade 04 Reading

Score	ELA Scale Score	Reading Scale Score	Key Ideas and Details	Craft and Structure	Integration of Knowledge and Ideas
ELA Scale Score	1.00	0.94	0.88	0.84	0.65
Reading Scale Score	0.94	1.00	0.94	0.89	0.68
Key Ideas and Details Domain	0.88	0.94	1.00	0.75	0.53
Craft and Structure Domain	0.84	0.89	0.75	1.00	0.51
Integration of Knowledge and Ideas Domain	0.65	0.68	0.53	0.51	1.00

Grade 05 Reading

Score	ELA Scale Score	Reading Scale Score	Key Ideas and Details	Craft and Structure	Integration of Knowledge and Ideas
ELA Scale Score	1.00	0.93	0.87	0.81	0.61
Reading Scale Score	0.93	1.00	0.93	0.87	0.67
Key Ideas and Details Domain	0.87	0.93	1.00	0.71	0.53
Craft and Structure Domain	0.81	0.87	0.71	1.00	0.48
Integration of Knowledge and Ideas Domain	0.61	0.67	0.53	0.48	1.00

2021 ISASP Subscale Pearson Correlation Coefficients

Grade 06 Reading

Score	ELA Scale Score	Reading Scale Score	Key Ideas and Details	Craft and Structure	Integration of Knowledge and Ideas
ELA Scale Score	1.00	0.93	0.87	0.82	0.70
Reading Scale Score	0.93	1.00	0.94	0.87	0.74
Key Ideas and Details Domain	0.87	0.94	1.00	0.72	0.65
Craft and Structure Domain	0.82	0.87	0.72	1.00	0.58
Integration of Knowledge and Ideas Domain	0.70	0.74	0.65	0.58	1.00

Grade 07 Reading

Score	ELA Scale Score	Reading Scale Score	Key Ideas and Details	Craft and Structure	Integration of Knowledge and Ideas
ELA Scale Score	1.00	0.94	0.87	0.85	0.63
Reading Scale Score	0.94	1.00	0.91	0.90	0.66
Key Ideas and Details Domain	0.87	0.91	1.00	0.73	0.55
Craft and Structure Domain	0.85	0.90	0.73	1.00	0.53
Integration of Knowledge and Ideas Domain	0.63	0.66	0.55	0.53	1.00

Grade 08 Reading

Score	ELA Scale Score	Reading Scale Score	Key Ideas and Details	Craft and Structure	Integration of Knowledge and Ideas
ELA Scale Score	1.00	0.94	0.87	0.88	0.63
Reading Scale Score	0.94	1.00	0.92	0.92	0.66
Key Ideas and Details Domain	0.87	0.92	1.00	0.76	0.55
Craft and Structure Domain	0.88	0.92	0.76	1.00	0.54
Integration of Knowledge and Ideas Domain	0.63	0.66	0.55	0.54	1.00

2021 ISASP Subscale Pearson Correlation Coefficients

Grade 09 Reading

Score	ELA Scale Score	Reading Scale Score	Key Ideas and Details	Craft and Structure	Integration of Knowledge and Ideas
ELA Scale Score	1.00	0.94	0.85	0.86	0.62
Reading Scale Score	0.94	1.00	0.90	0.90	0.67
Key Ideas and Details Domain	0.85	0.90	1.00	0.71	0.51
Craft and Structure Domain	0.86	0.90	0.71	1.00	0.51
Integration of Knowledge and Ideas Domain	0.62	0.67	0.51	0.51	1.00

Grade 10 Reading

Score	ELA Scale Score	Reading Scale Score	Key Ideas and Details	Craft and Structure	Integration of Knowledge and Ideas
ELA Scale Score	1.00	0.94	0.86	0.82	0.75
Reading Scale Score	0.94	1.00	0.90	0.87	0.79
Key Ideas and Details Domain	0.86	0.90	1.00	0.68	0.62
Craft and Structure Domain	0.82	0.87	0.68	1.00	0.59
Integration of Knowledge and Ideas Domain	0.75	0.79	0.62	0.59	1.00

Grade 11 Reading

Score	ELA Scale Score	Reading Scale Score	Key Ideas and Details	Craft and Structure	Integration of Knowledge and Ideas
ELA Scale Score	1.00	0.94	0.87	0.82	0.69
Reading Scale Score	0.94	1.00	0.93	0.82	0.69
Key Ideas and Details Domain	0.87	0.93	1.00	0.69	0.59
Craft and Structure Domain	0.82	0.82	0.69	1.00	0.65
Integration of Knowledge and Ideas Domain	0.69	0.69	0.59	0.65	1.00

Dimensionality Reports

2021 ISASP Dimensionality Report

Reading

Grade	1 st to 2 nd Eigenvalue Ratio	2 nd to 3 rd Eigenvalue Ratio	Variance Explained by 1 st Eigenvalue
3	4.4	1.8	73.6%
4	6.7	1.1	77.8%
5	4.8	1.7	75.3%
6	6.3	1.4	78.7%
7	4.8	2.0	76.2%
8	4.9	1.8	76.0%
9	4.0	1.8	71.9%
10	5.9	1.2	76.2%
11	3.9	2.3	73.1%

English Language Arts

Grade	1 st to 2 nd Eigenvalue Ratio	2 nd to 3 rd Eigenvalue Ratio	Variance Explained by 1 st Eigenvalue
3	4.3	1.8	58.5%
4	4.8	1.8	61.5%
5	4.1	2.0	58.7%
6	4.5	1.9	60.9%
7	5.2	1.8	63.8%
8	5.0	1.5	62.9%
9	4.9	1.5	60.3%
10	5.2	1.2	61.9%
11	5.4	1.5	63.6%

DIF Reports

2021 ISASP C-DIF Summary Report

Number of C-DIF Flagged Items by Grade - Reading

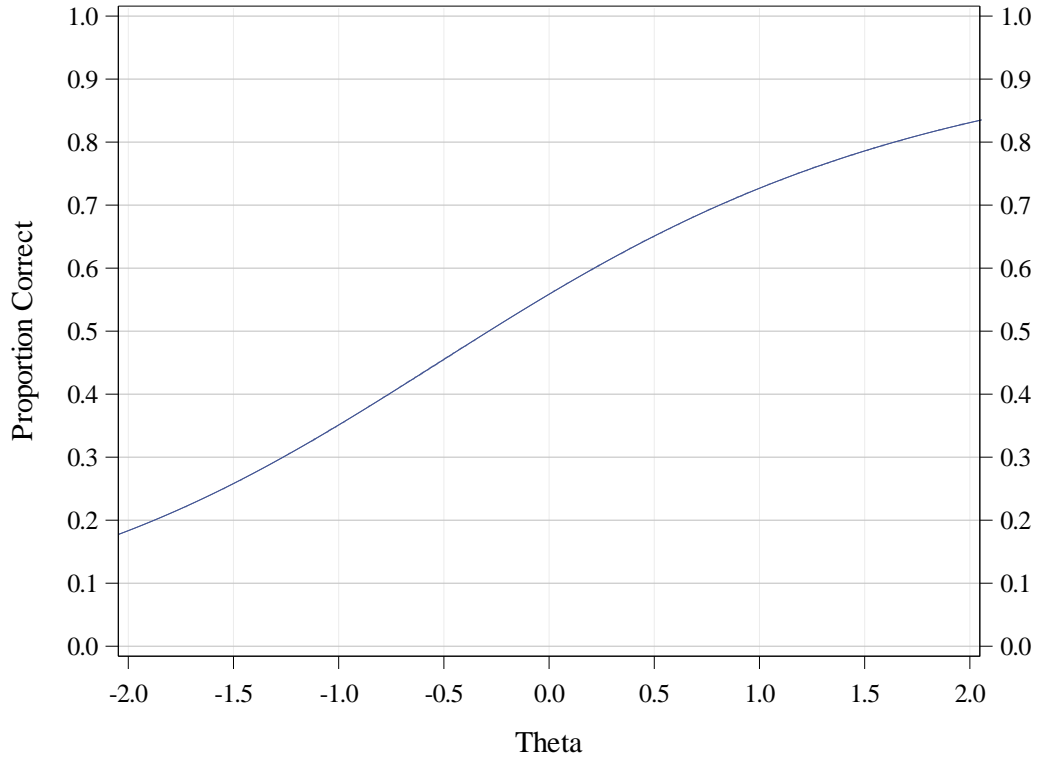
Grade	Total Number of Items on the Test	Total Number of Items with C-DIF, not including Paper/ Online	Female / Male	African American / White	Hispanic/ Non-Hispanic White	FRL Eligible /Not FRL Eligible	IEP / No IEP	ELL / Non-ELL	Items Rejected for C-DIF
3	28	1	1	0	0	0	0	0	0
4	29	0	0	0	0	0	0	0	0
5	30	1	0	1	1	0	0	1	0
6	31	0	0	0	0	0	0	0	0
7	32	0	0	0	0	0	0	0	0
8	32	1	1	0	0	0	0	0	0
9	28	1	1	0	0	0	0	0	0
10	28	0	0	0	0	0	0	0	0
11	28	1	0	0	0	0	0	1	0

Language / Writing

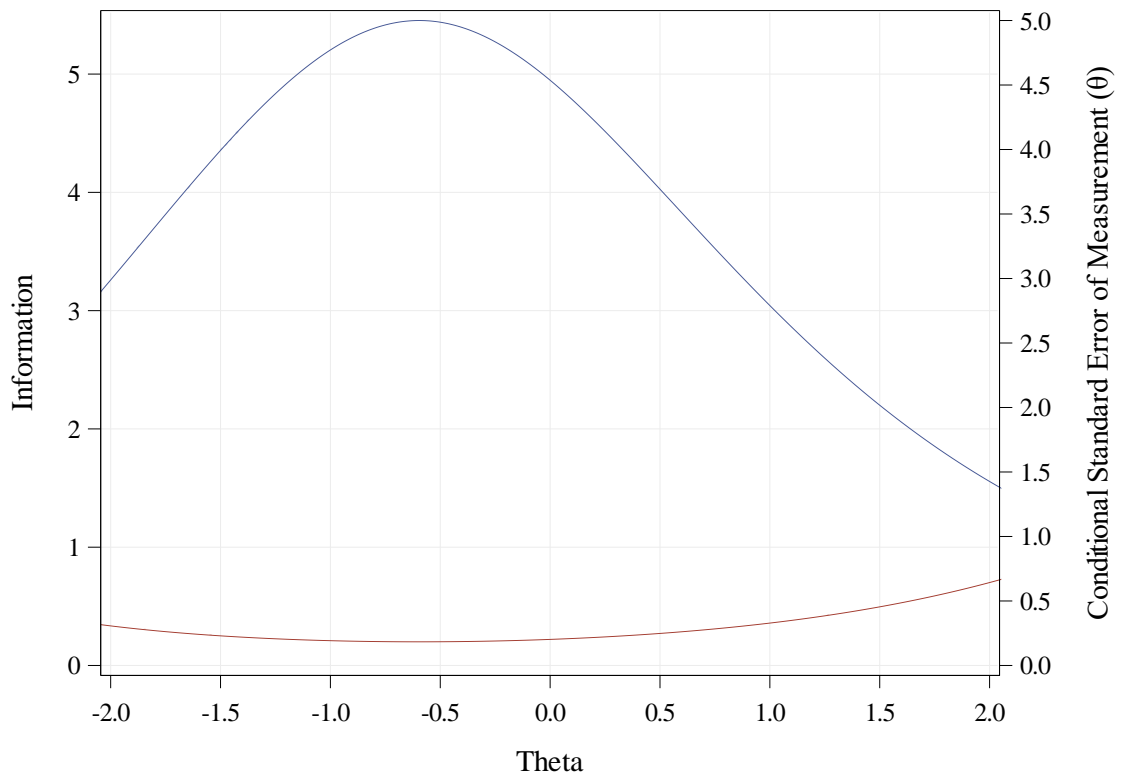
Form Reports

**2021 ISASP Form Summary
Grade 03 Language / Writing**

Test Characteristic Curve

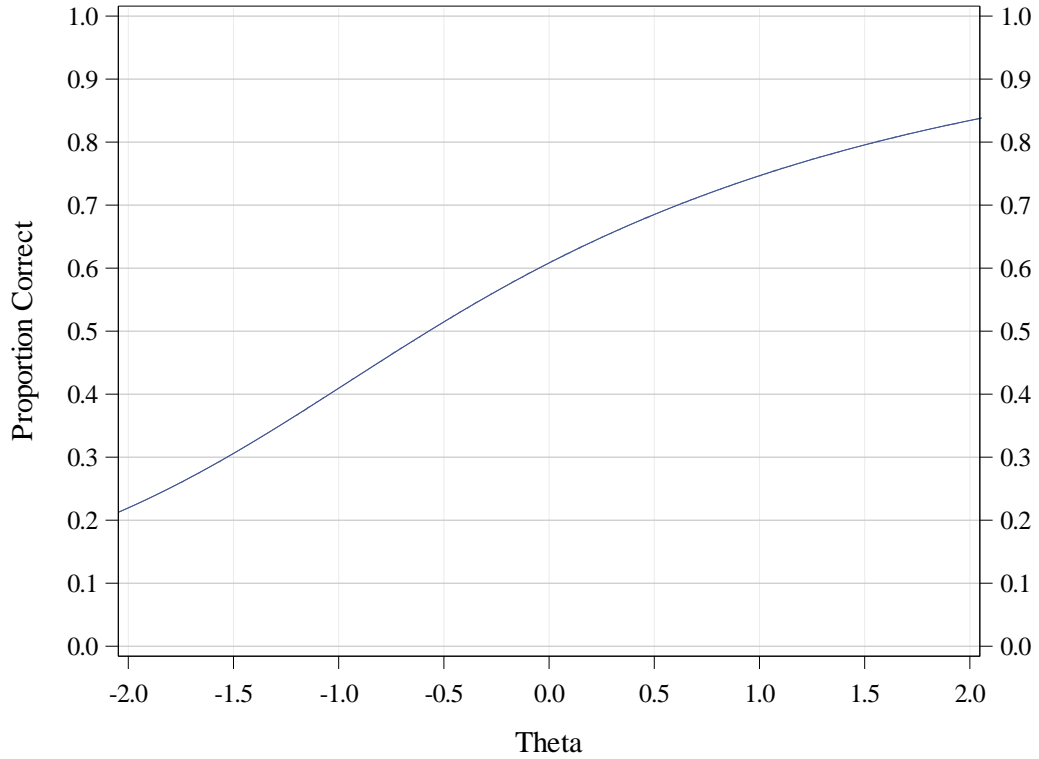


Test Information

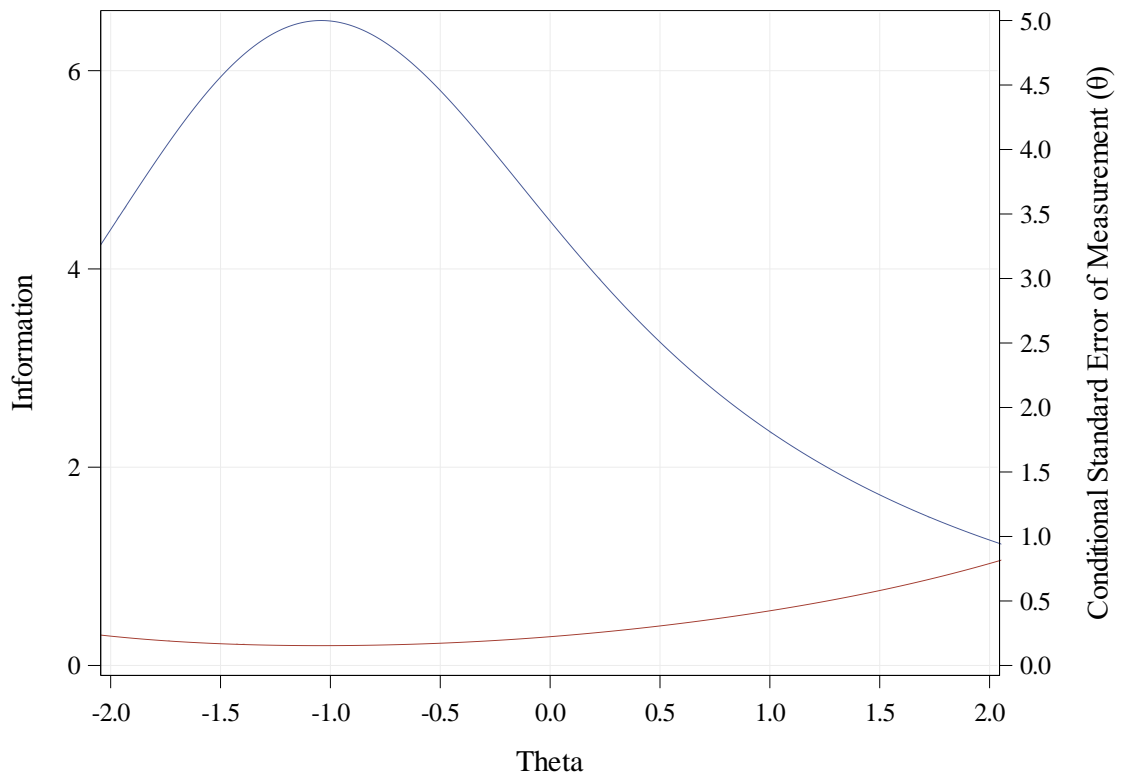


**2021 ISASP Form Summary
Grade 04 Language / Writing**

Test Characteristic Curve

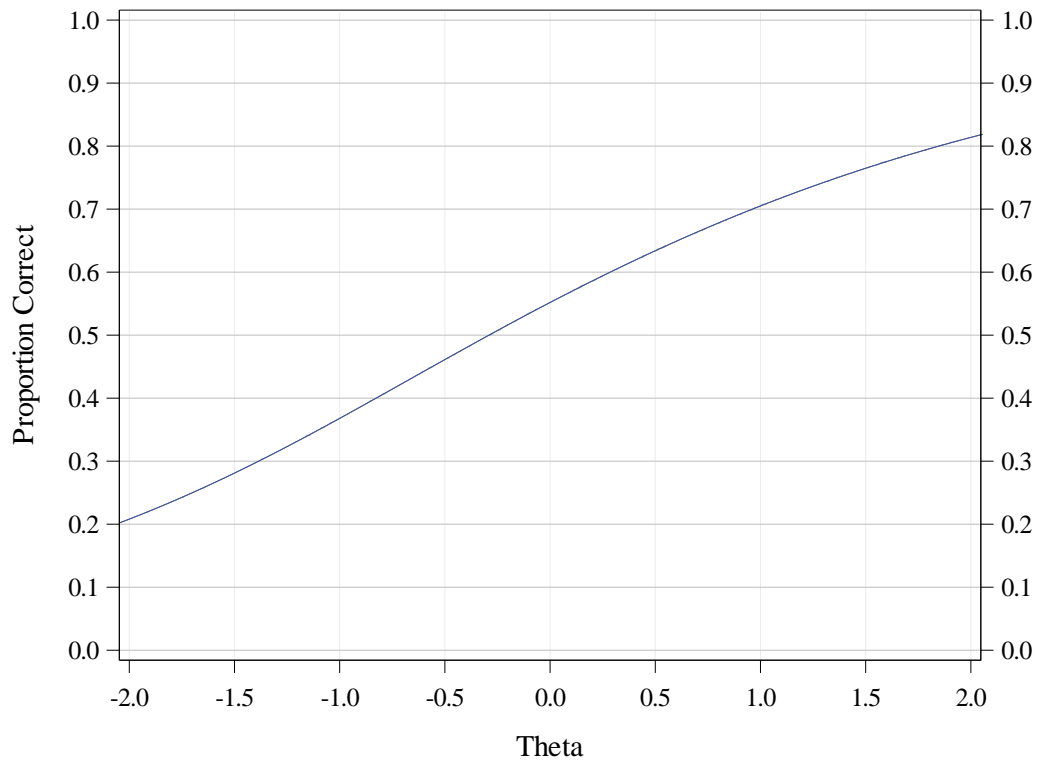


Test Information

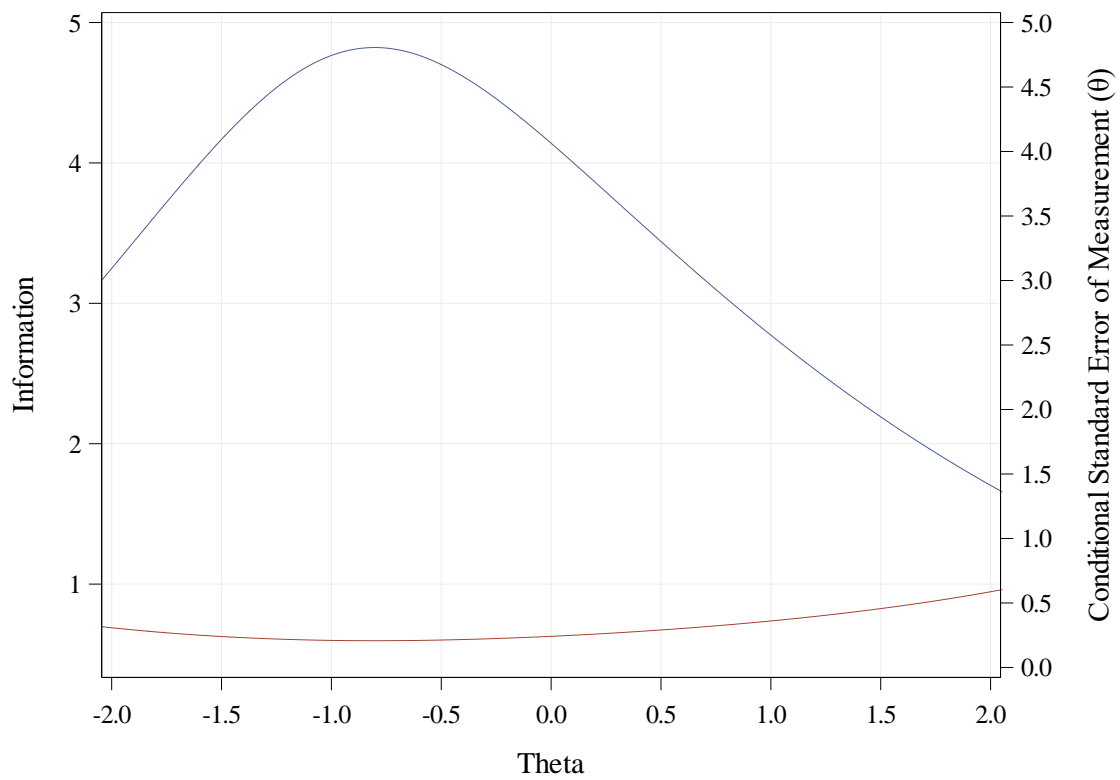


**2021 ISASP Form Summary
Grade 05 Language / Writing**

Test Characteristic Curve

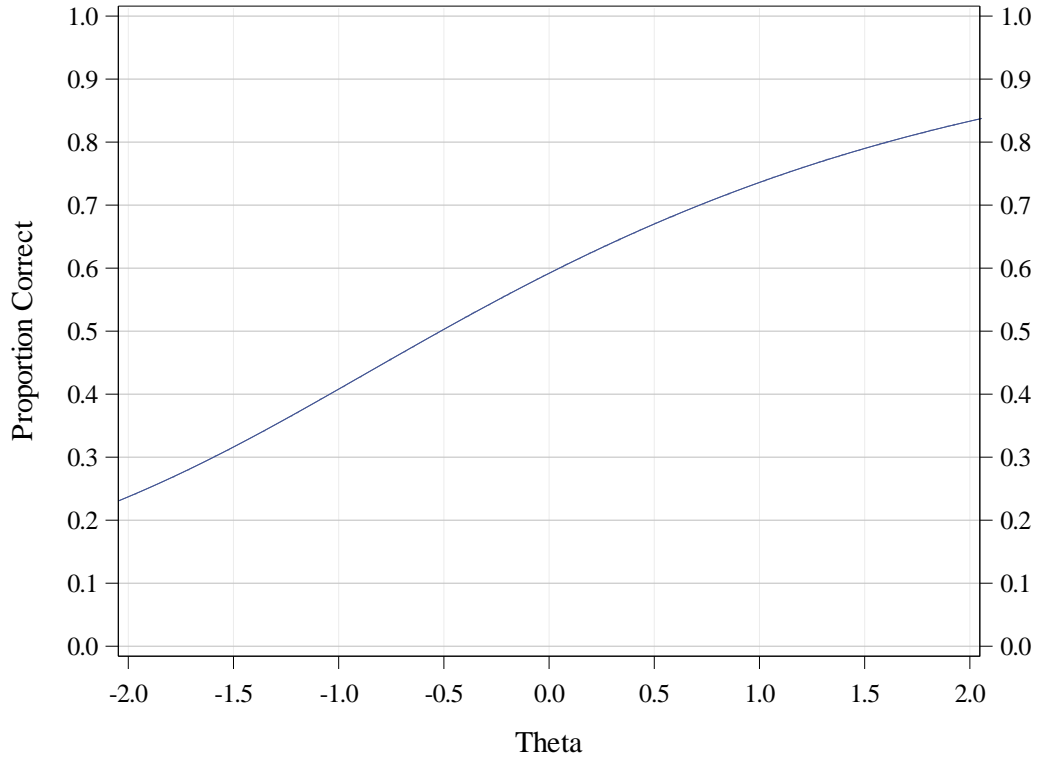


Test Information

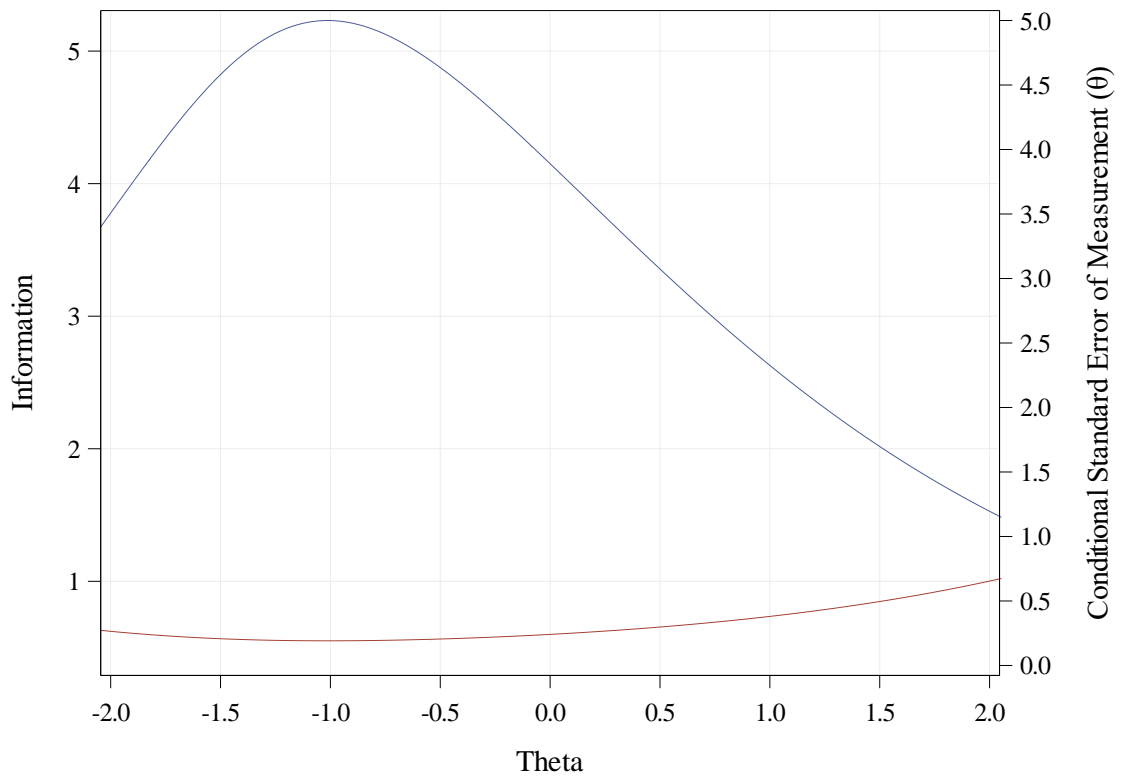


2021 ISASP Form Summary
Grade 06 Language / Writing

Test Characteristic Curve

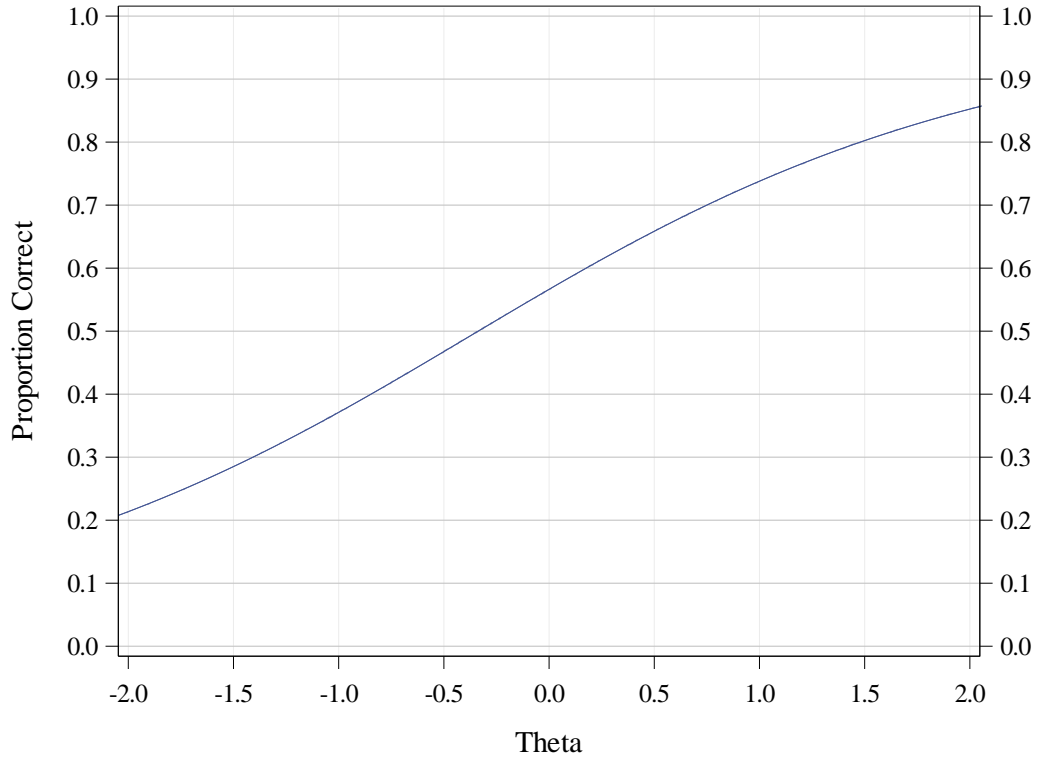


Test Information

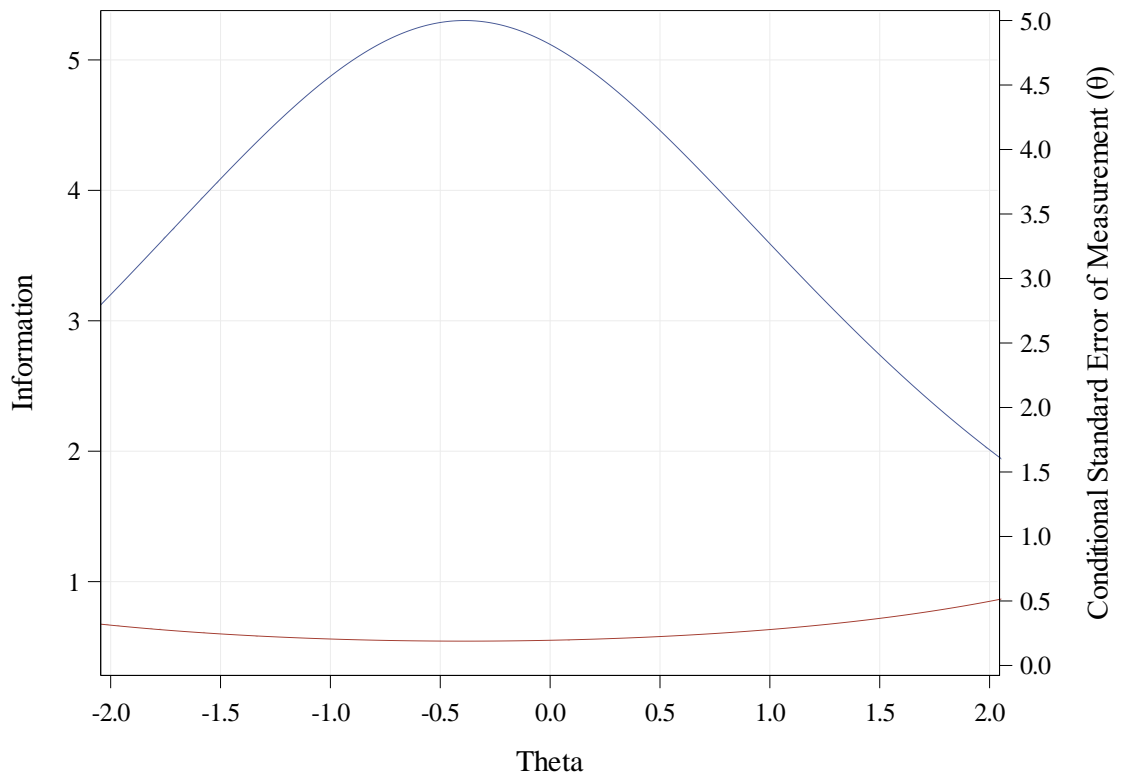


**2021 ISASP Form Summary
Grade 07 Language / Writing**

Test Characteristic Curve

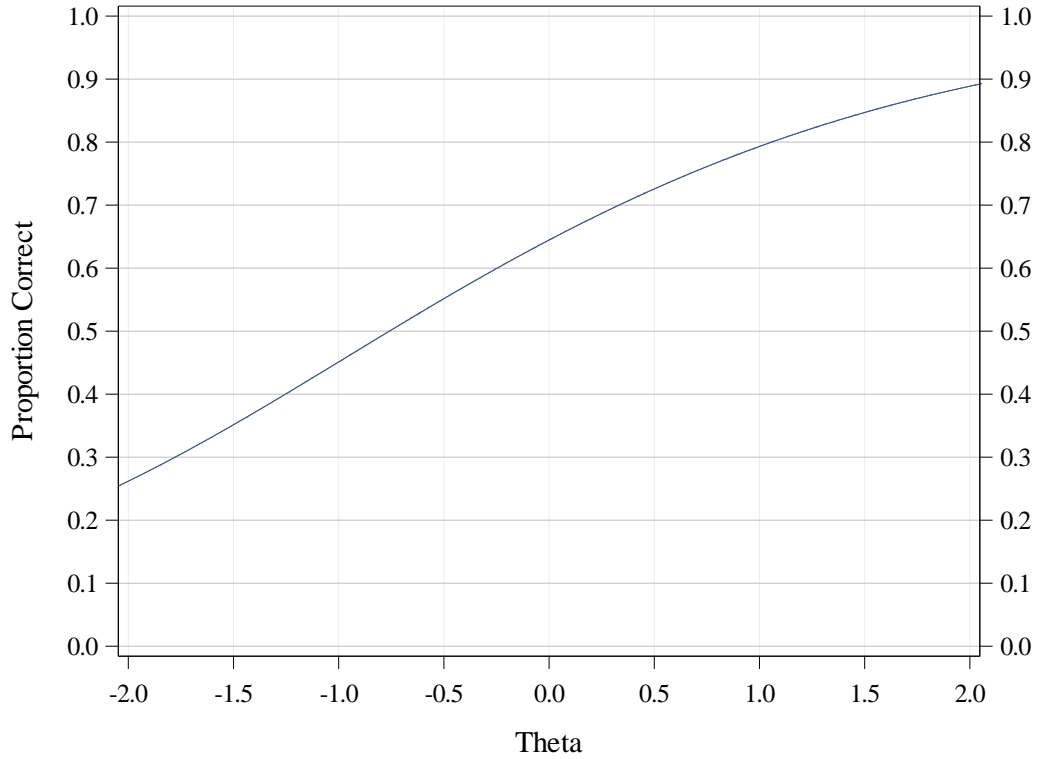


Test Information

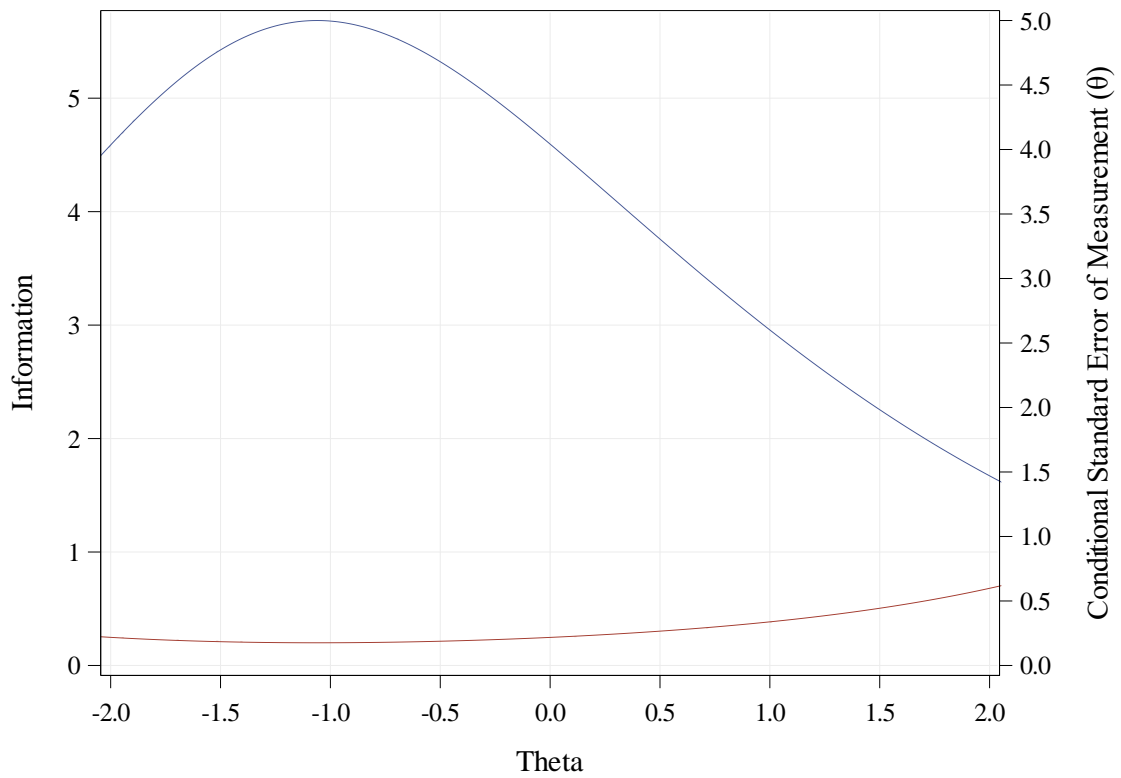


**2021 ISASP Form Summary
Grade 08 Language / Writing**

Test Characteristic Curve

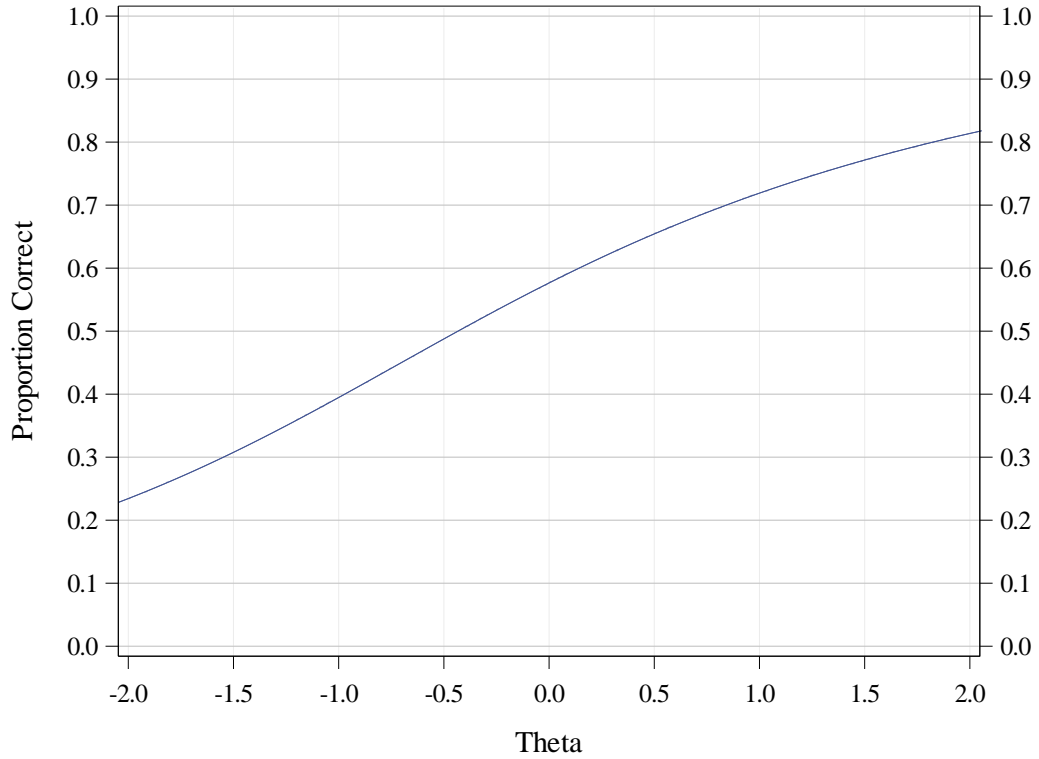


Test Information

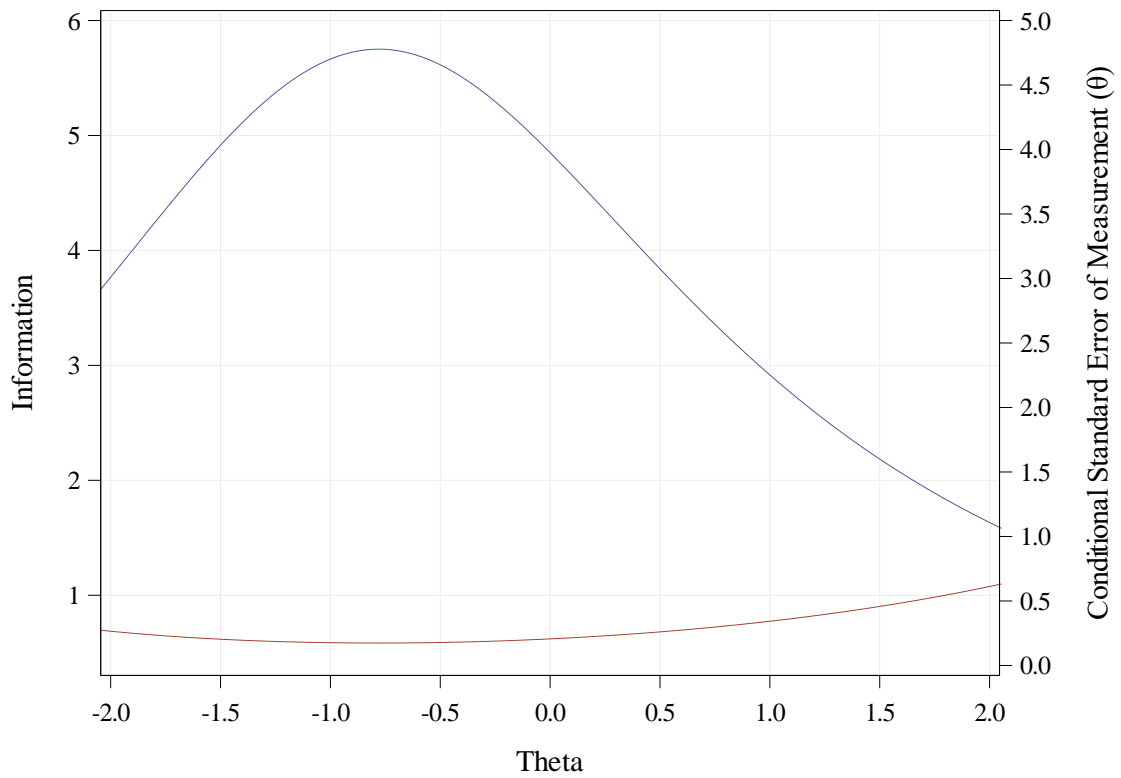


2021 ISASP Form Summary
Grade 09 Language / Writing

Test Characteristic Curve

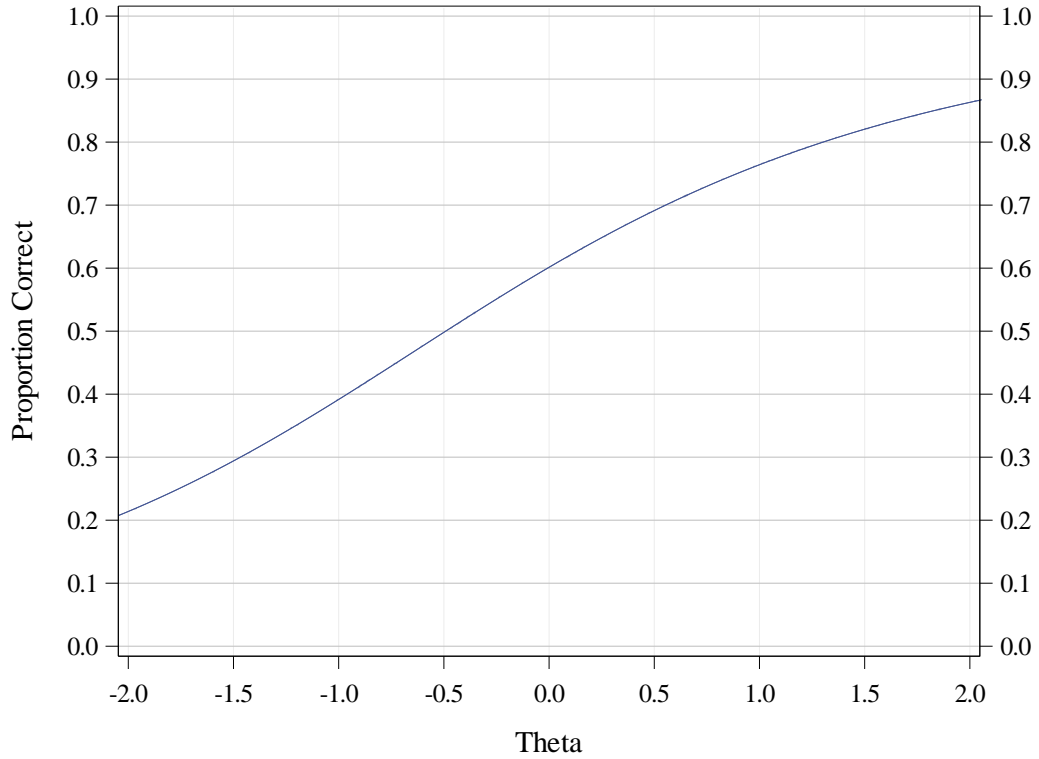


Test Information

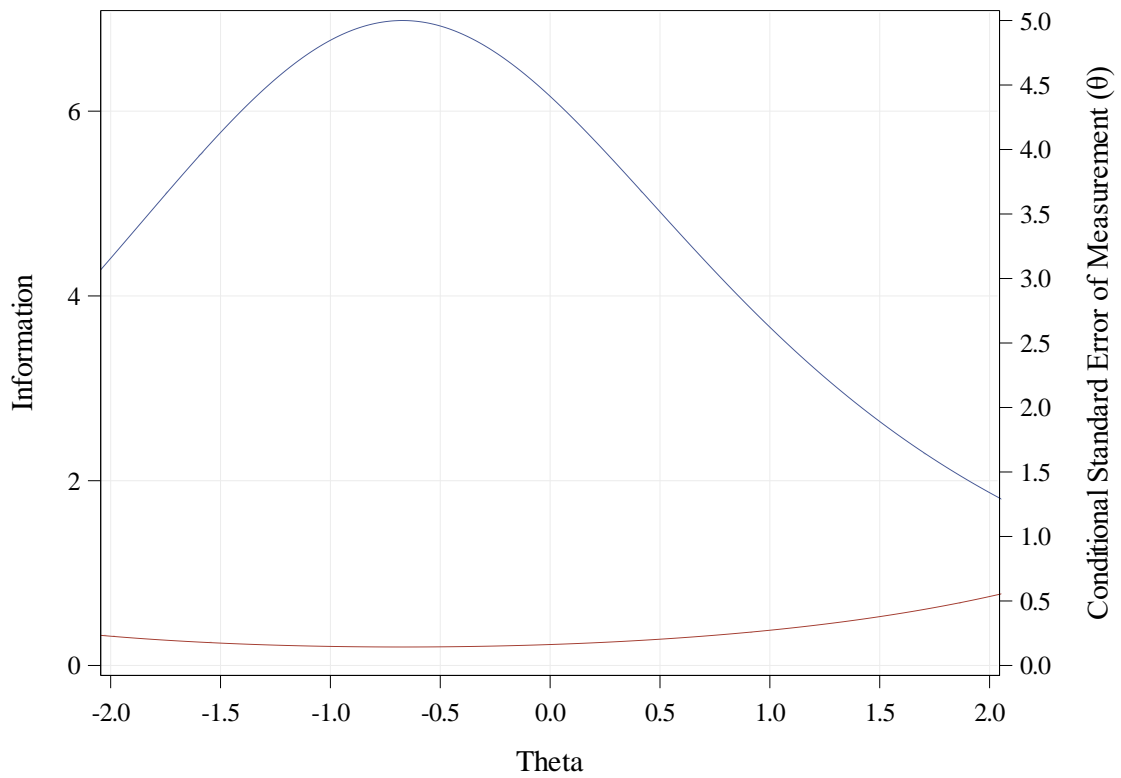


**2021 ISASP Form Summary
Grade 10 Language / Writing**

Test Characteristic Curve

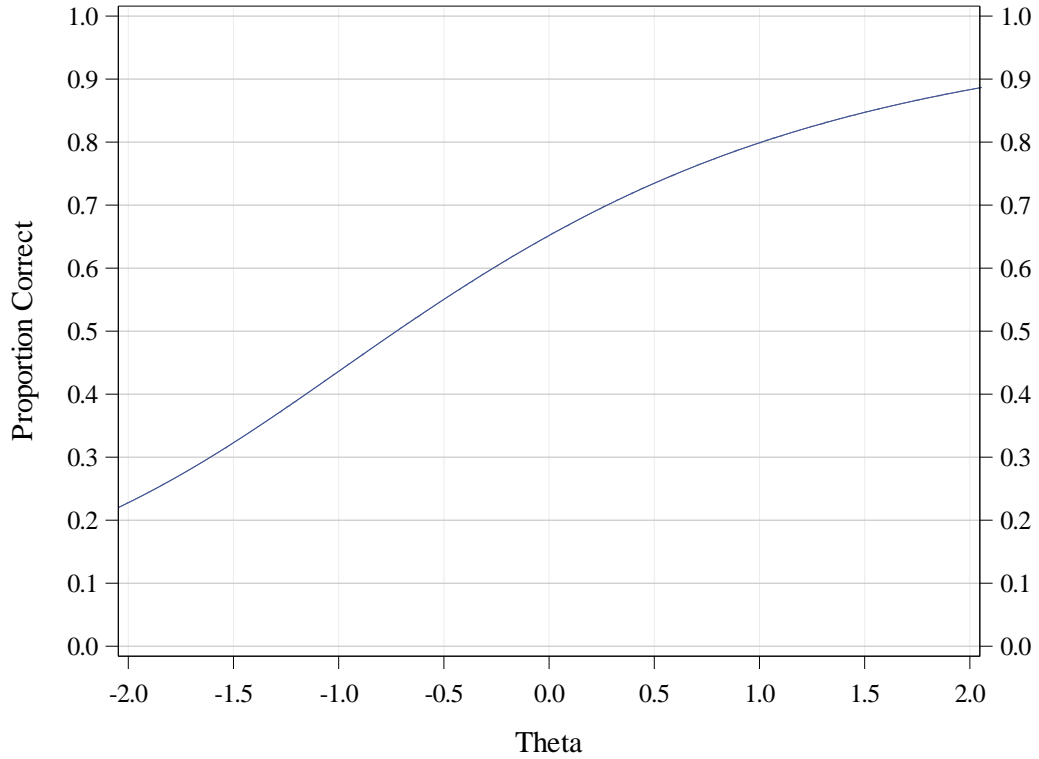


Test Information

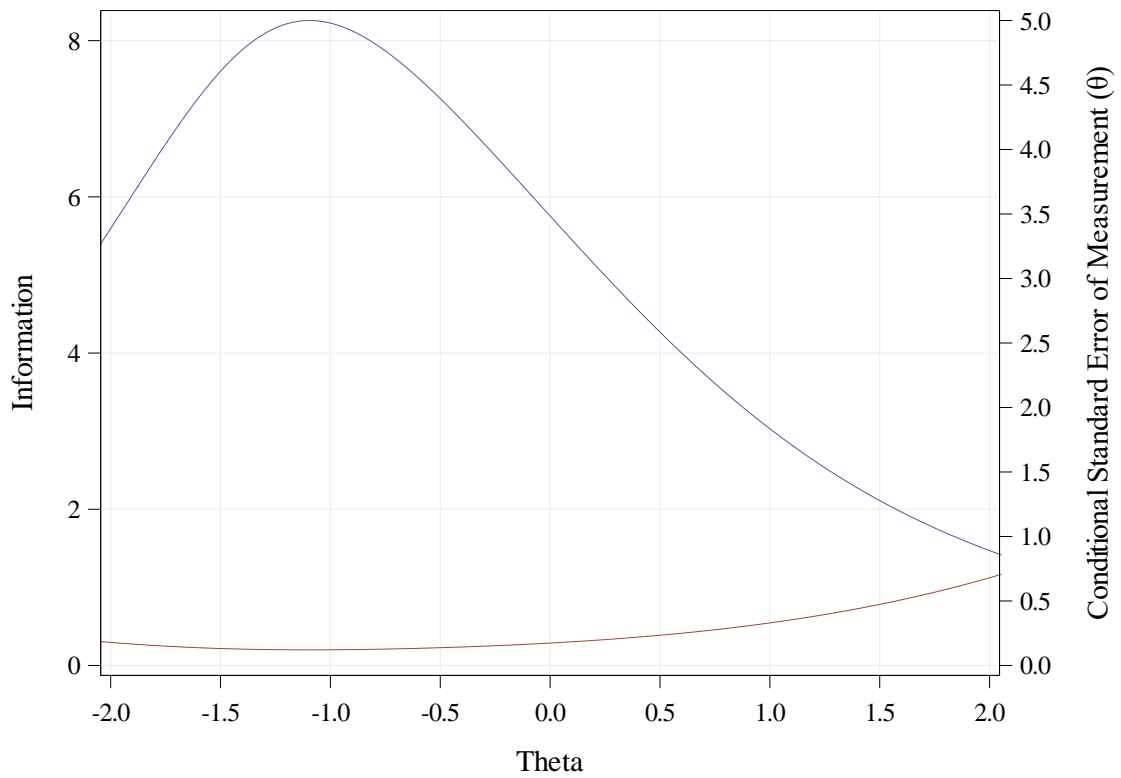


2021 ISASP Form Summary
Grade 11 Language / Writing

Test Characteristic Curve



Test Information

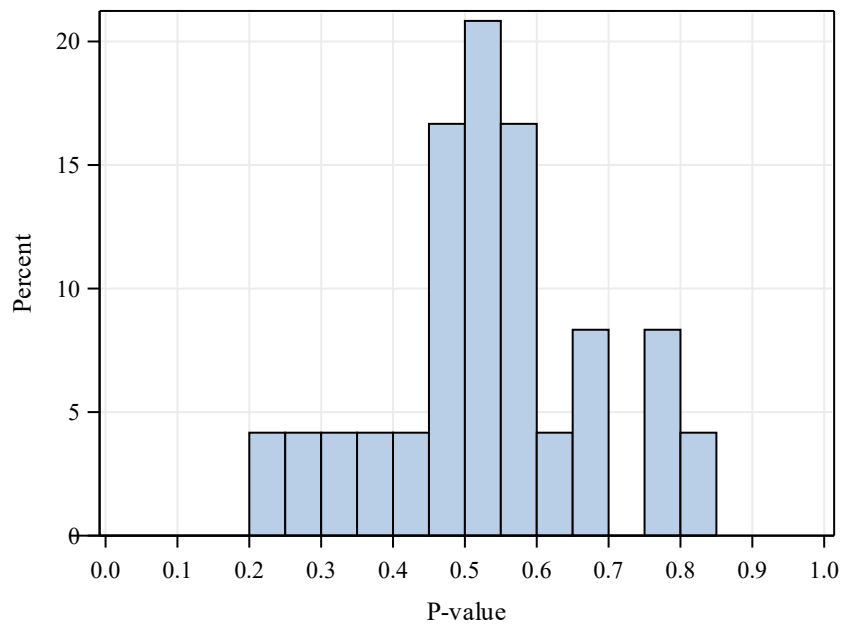


Item Statistics Reports

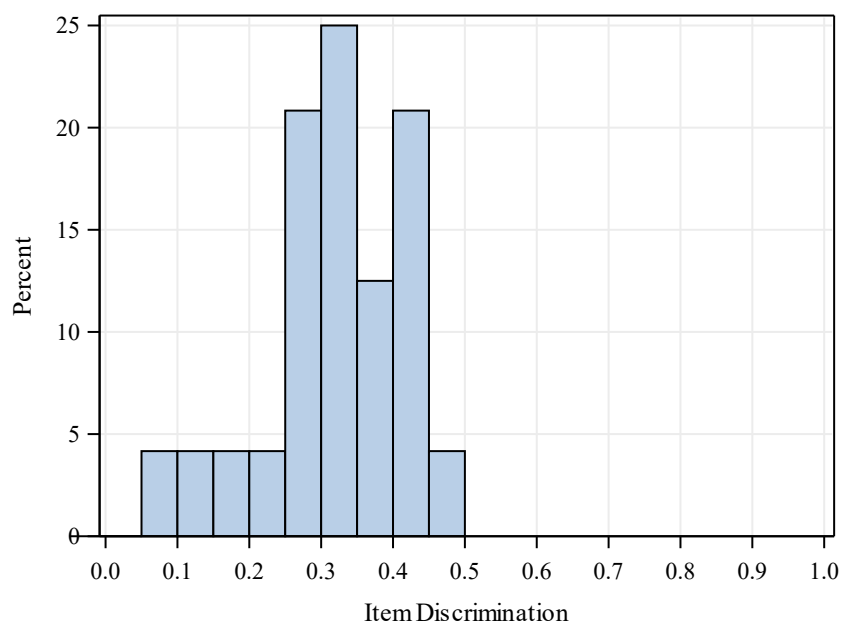
**2021 ISASP Item Statistics
Grade 03 Language / Writing**

Item Statistics	Item Difficulty (p-value)	Discrimination (point-biserial)	IRT a	IRT b
Min	0.23	0.05	0.15	-1.46
Max	0.83	0.48	1.72	5.00
Mean	0.54	0.32	0.93	0.12
S.D.	0.15	0.10	0.37	1.43

Distribution of P-values



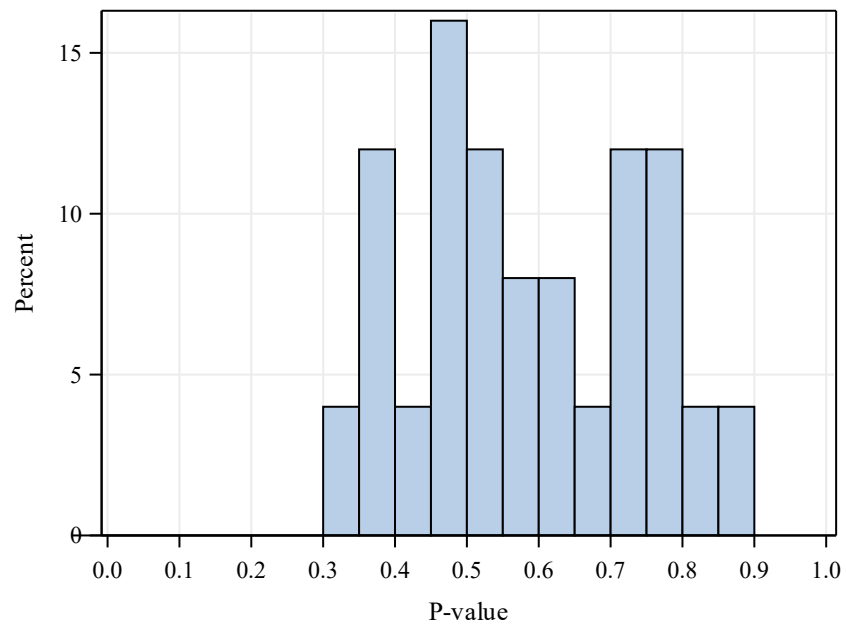
Distribution of Item Discriminations



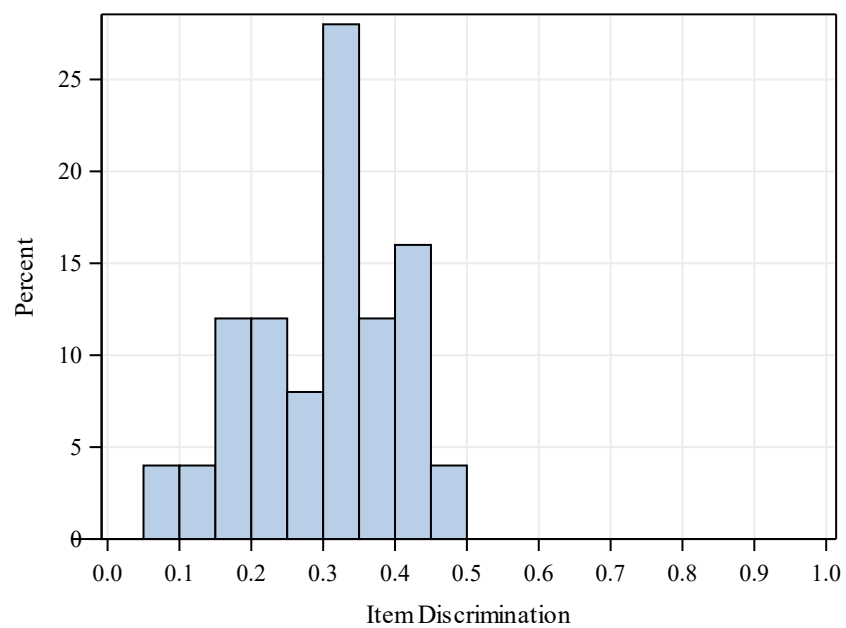
**2021 ISASP Item Statistics
Grade 04 Language / Writing**

Item Statistics	Item Difficulty (p-value)	Discrimination (point-biserial)	IRT a	IRT b
Min	0.30	0.10	0.21	-1.54
Max	0.86	0.48	2.04	2.06
Mean	0.58	0.30	0.95	-0.25
S.D.	0.16	0.10	0.50	0.99

Distribution of P-values



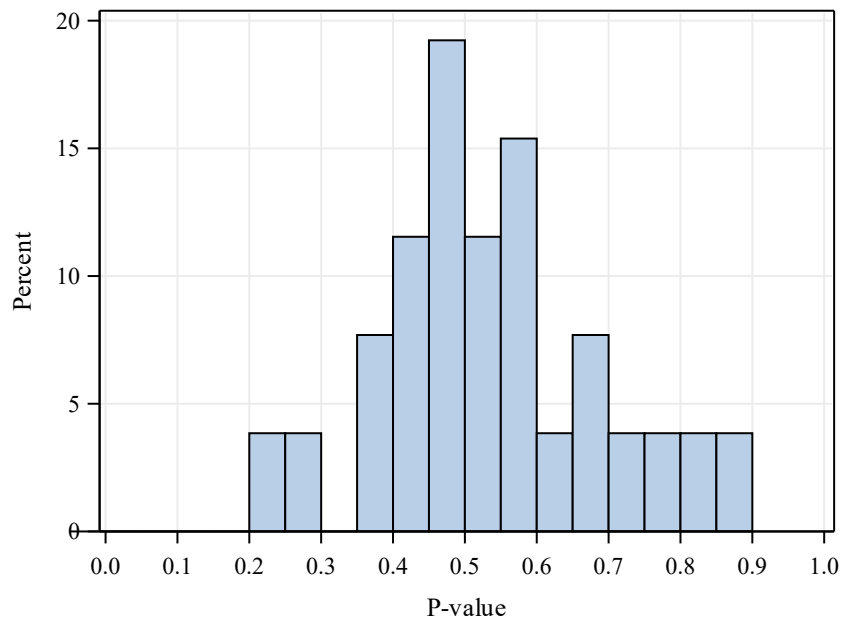
Distribution of Item Discriminations



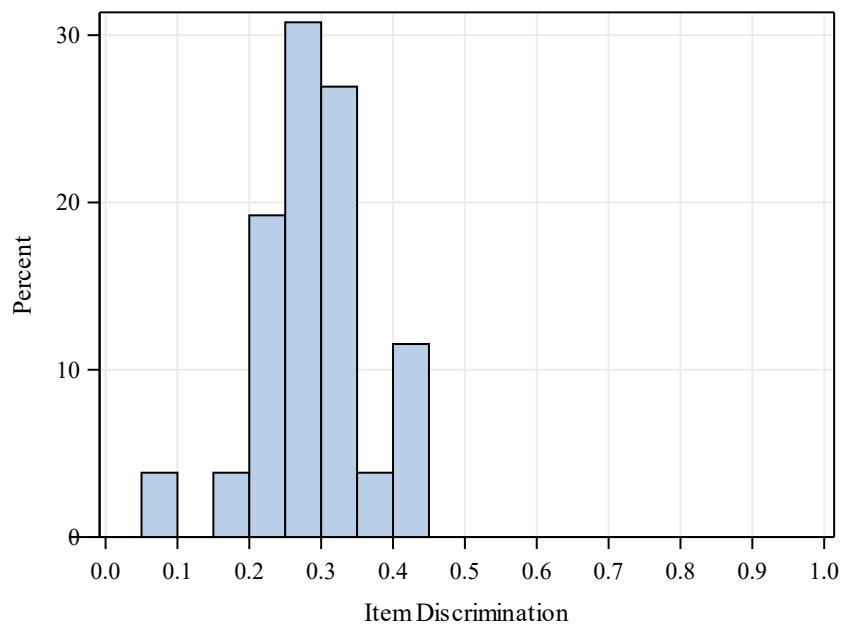
**2021 ISASP Item Statistics
Grade 05 Language / Writing**

Item Statistics	Item Difficulty (p-value)	Discrimination (point-biserial)	IRT a	IRT b
Min	0.25	0.08	0.21	-2.06
Max	0.87	0.44	1.88	5.00
Mean	0.54	0.29	0.85	0.00
S.D.	0.15	0.08	0.35	1.28

Distribution of P-values



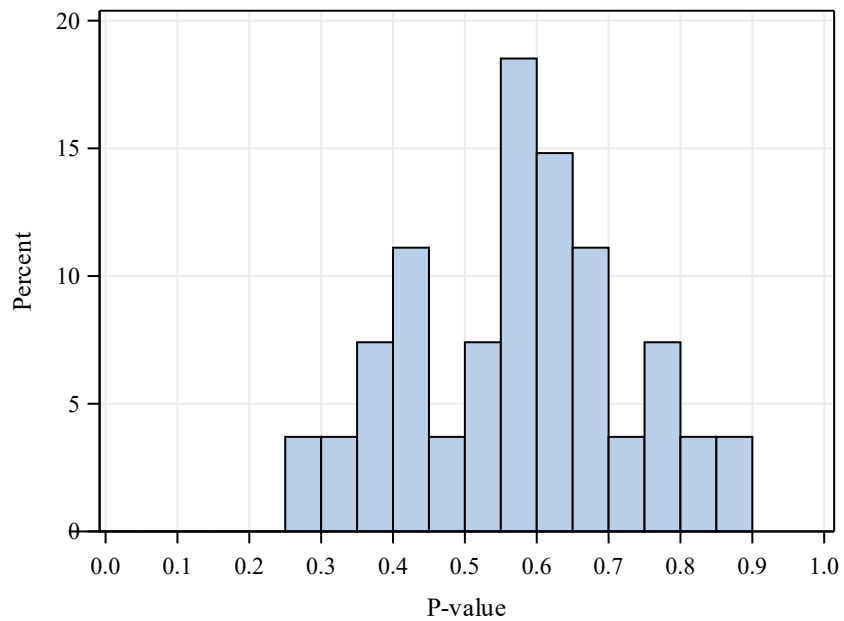
Distribution of Item Discriminations



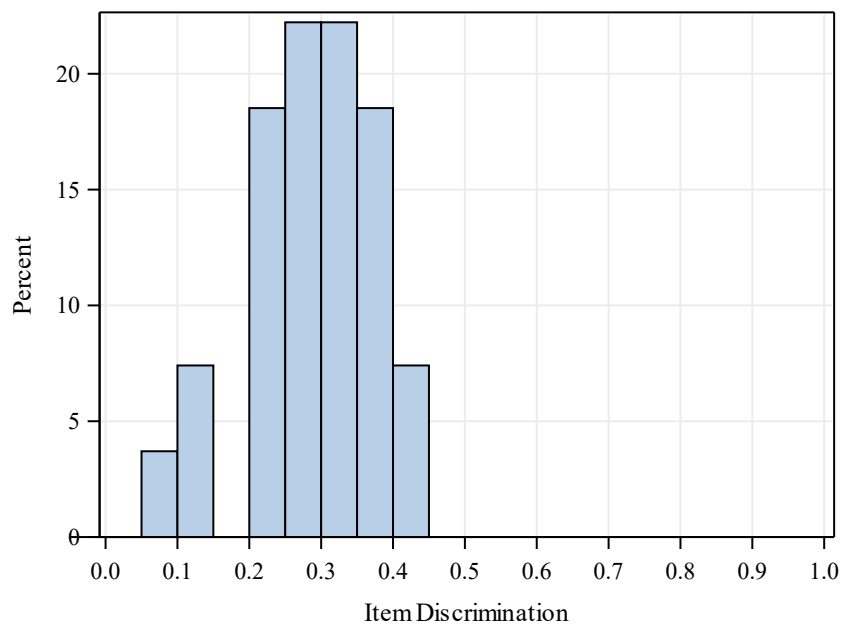
**2021 ISASP Item Statistics
Grade 06 Language / Writing**

Item Statistics	Item Difficulty (p-value)	Discrimination (point-biserial)	IRT a	IRT b
Min	0.30	0.10	0.24	-2.33
Max	0.85	0.43	1.99	1.67
Mean	0.57	0.29	0.85	-0.32
S.D.	0.15	0.08	0.37	1.03

Distribution of P-values



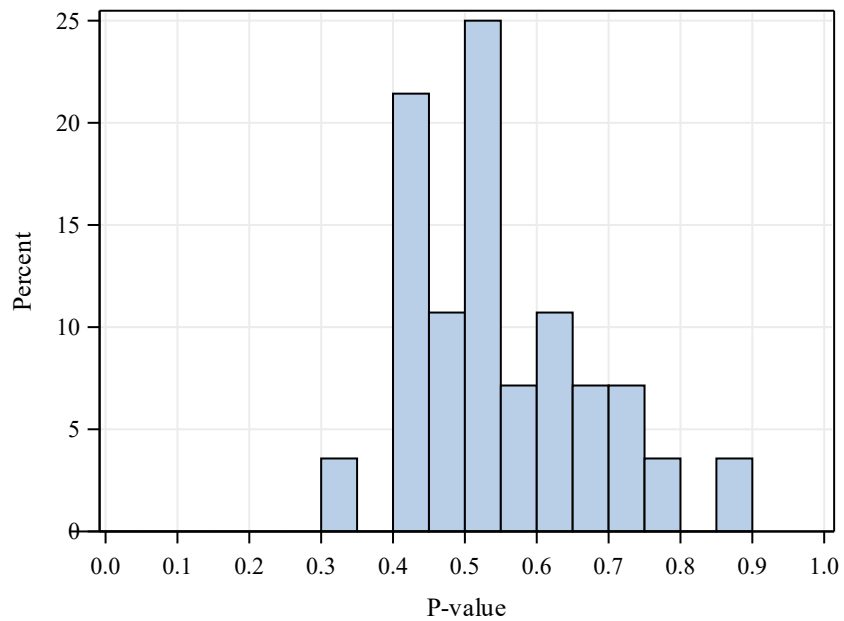
Distribution of Item Discriminations



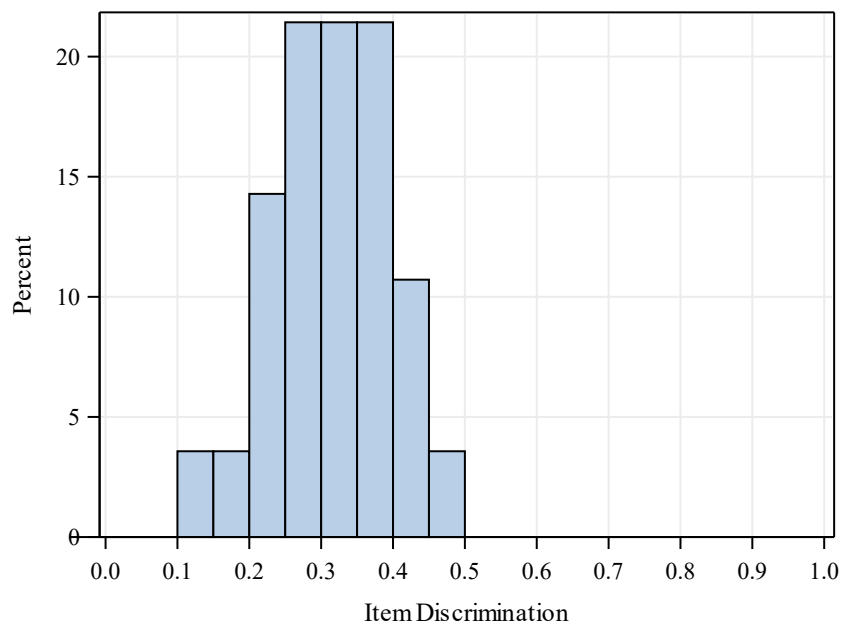
**2021 ISASP Item Statistics
Grade 07 Language / Writing**

Item Statistics	Item Difficulty (p-value)	Discrimination (point-biserial)	IRT a	IRT b
Min	0.34	0.14	0.32	-2.28
Max	0.86	0.49	1.62	0.94
Mean	0.56	0.31	0.87	-0.29
S.D.	0.12	0.08	0.28	0.70

Distribution of P-values



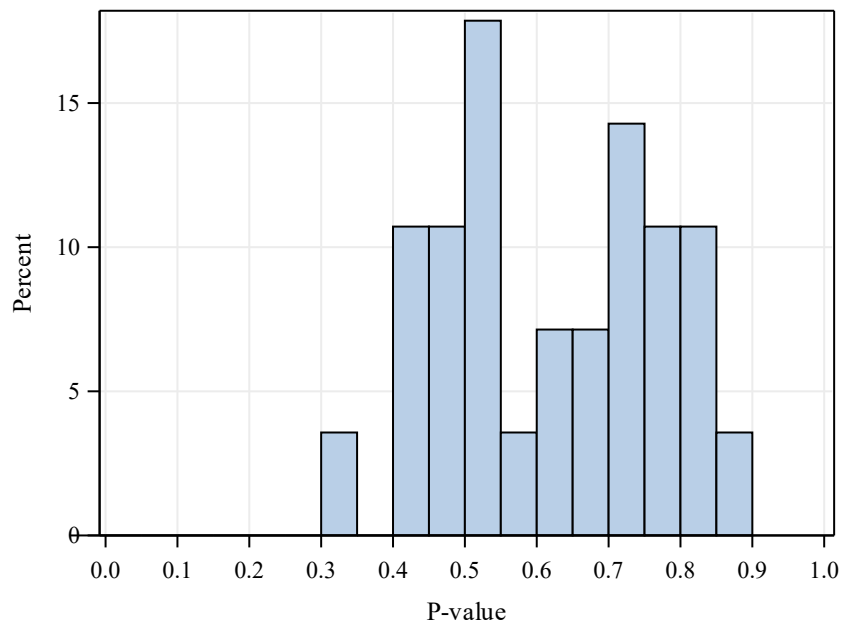
Distribution of Item Discriminations



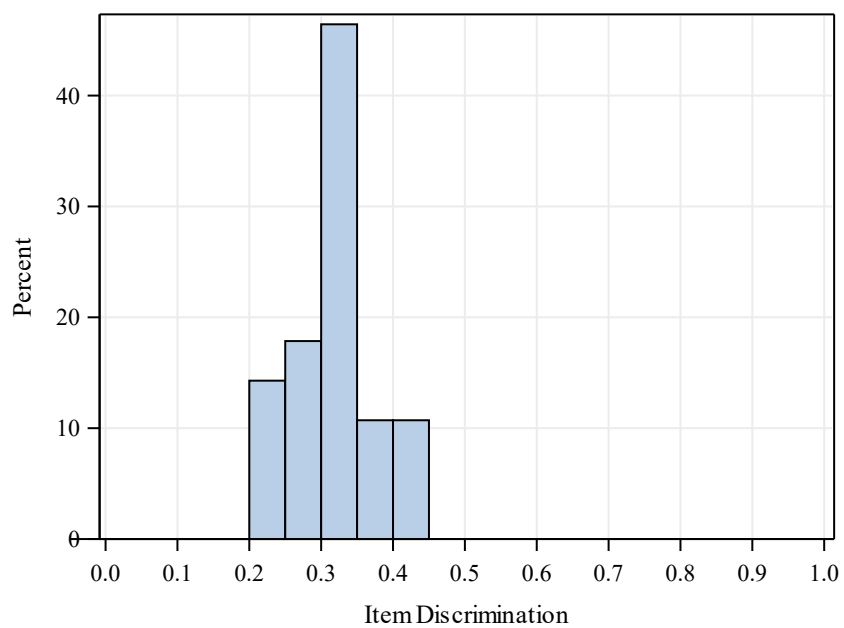
**2021 ISASP Item Statistics
Grade 08 Language / Writing**

Item Statistics	Item Difficulty (p-value)	Discrimination (point-biserial)	IRT a	IRT b
Min	0.34	0.21	0.49	-2.72
Max	0.88	0.44	1.57	0.82
Mean	0.62	0.32	0.92	-0.68
S.D.	0.15	0.06	0.26	0.85

Distribution of P-values



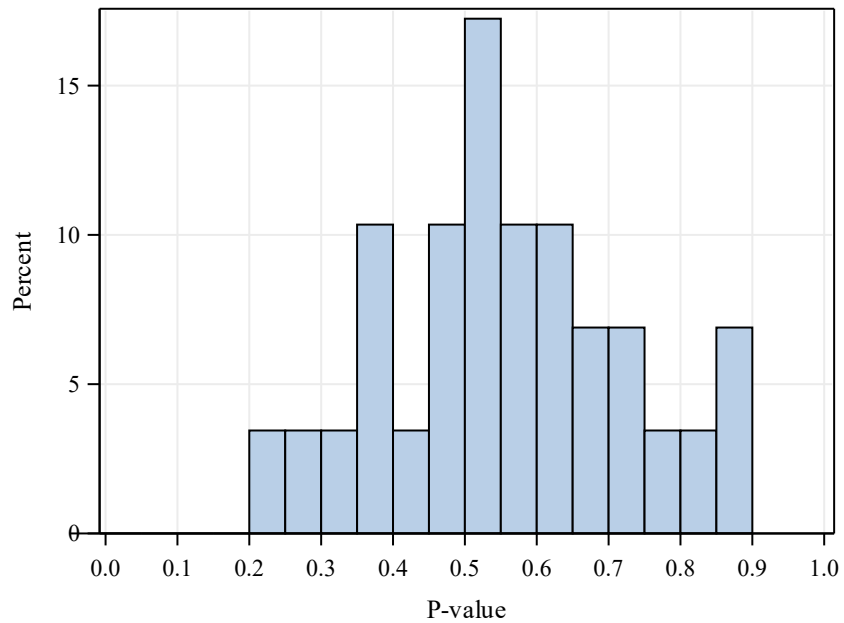
Distribution of Item Discriminations



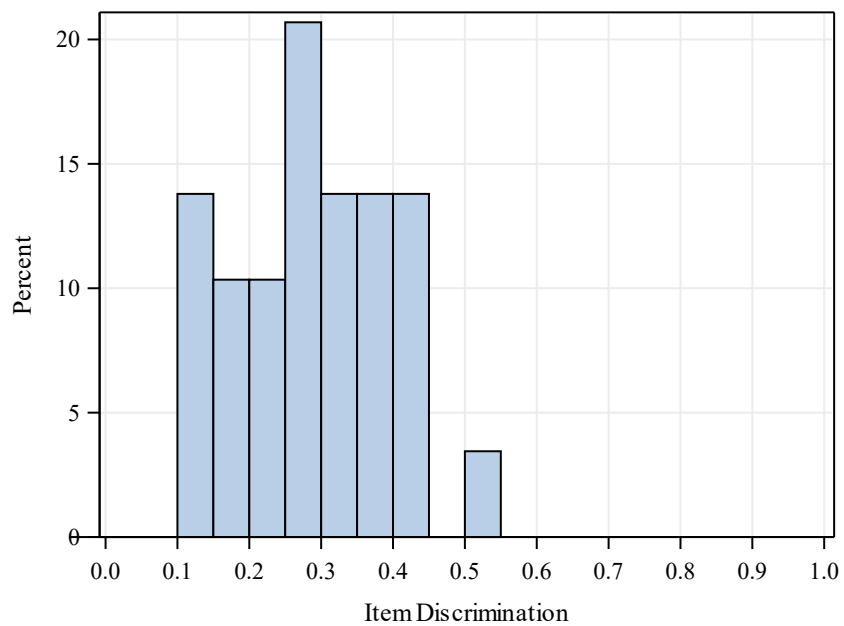
**2021 ISASP Item Statistics
Grade 09 Language / Writing**

Item Statistics	Item Difficulty (p-value)	Discrimination (point-biserial)	IRT a	IRT b
Min	0.21	0.11	0.29	-2.80
Max	0.87	0.50	1.89	3.03
Mean	0.56	0.29	0.86	-0.15
S.D.	0.17	0.11	0.42	1.21

Distribution of P-values



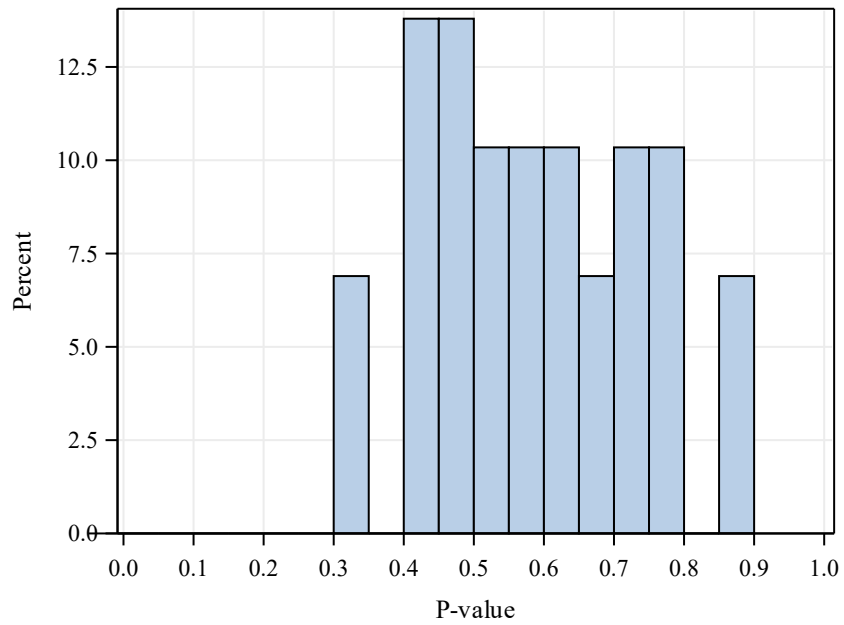
Distribution of Item Discriminations



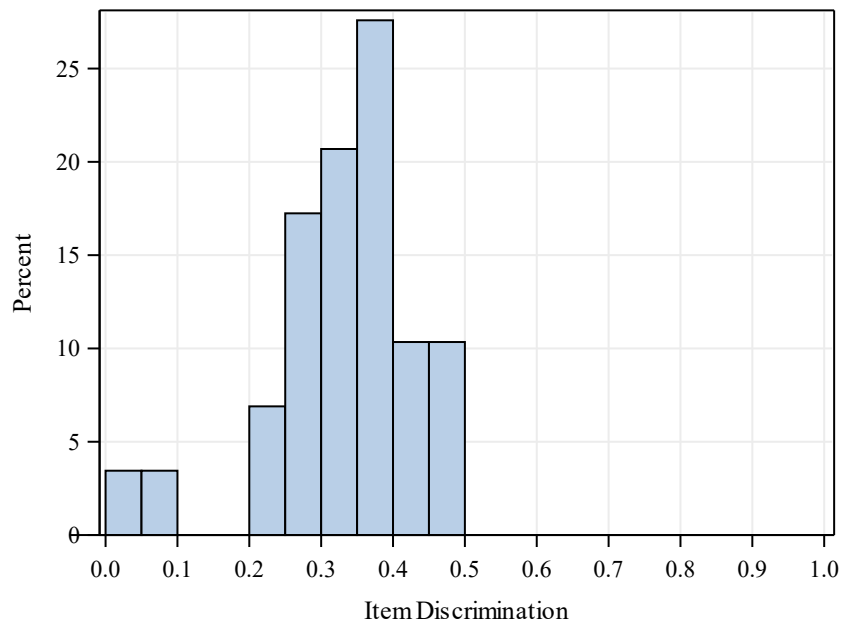
**2021 ISASP Item Statistics
Grade 10 Language / Writing**

Item Statistics	Item Difficulty (p-value)	Discrimination (point-biserial)	IRT a	IRT b
Min	0.31	0.04	0.09	-2.14
Max	0.87	0.49	1.60	1.61
Mean	0.58	0.33	0.98	-0.34
S.D.	0.15	0.10	0.37	0.89

Distribution of P-values



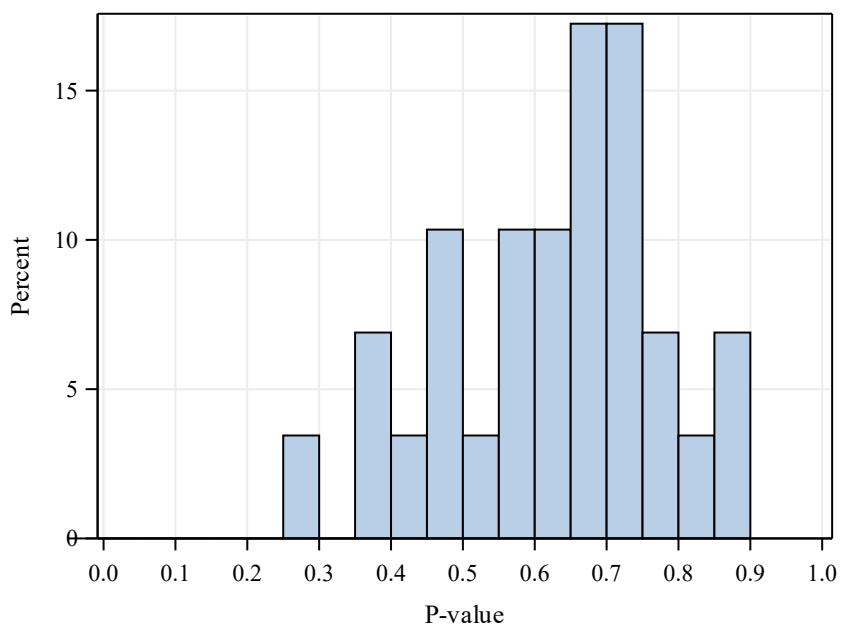
Distribution of Item Discriminations



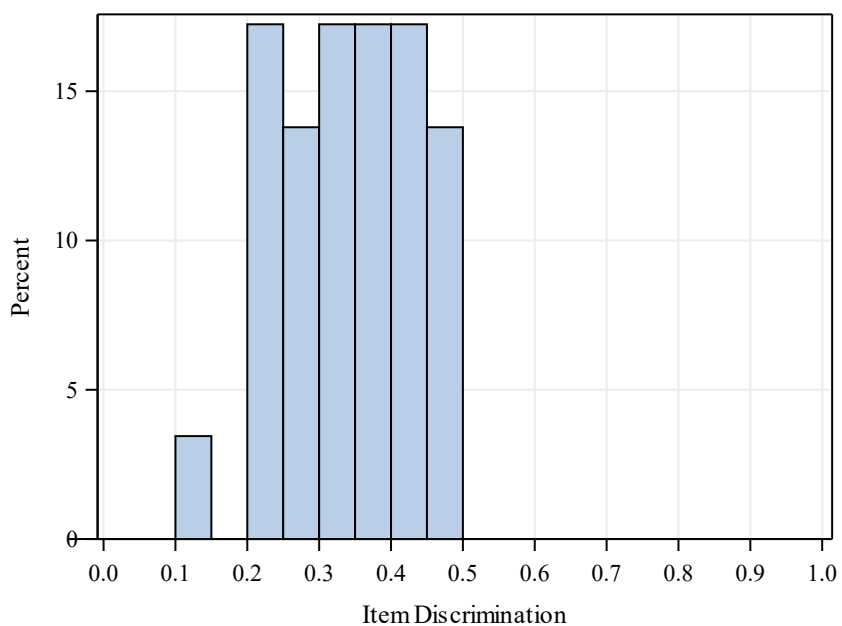
**2021 ISASP Item Statistics
Grade 11 Language / Writing**

Item Statistics	Item Difficulty (p-value)	Discrimination (point-biserial)	IRT a	IRT b
Min	0.29	0.13	0.31	-1.64
Max	0.85	0.49	2.40	1.64
Mean	0.62	0.34	1.03	-0.53
S.D.	0.15	0.09	0.45	0.88

Distribution of P-values



Distribution of Item Discriminations



2021 ISASP Item Statistics

Number of C-DIF Items by Grade - Language / Writing

Grade	Total Number of Items on the Test	Online / Paper	Items Rejected for C-DIF
3	25	0	0
4	26	0	0
5	27	0	0
6	28	1	0
7	29	2	0
8	29	0	0
9	30	0	0
10	30	0	0
11	30	0	0

Frequency Distribution Reports

2021 ISASP Frequency Distribution

Grade 03 Language / Writing

Scale Score	Frequency	Percent	Cumulative Frequency	Cumulative Percent	CSEM
510	1	0.0	35596	100.0	5.0
503	1	0.0	35595	100.0	5.0
498	11	0.0	35594	100.0	6.8
494	16	0.0	35583	100.0	8.2
490	20	0.1	35567	99.9	9.2
485	34	0.1	35547	99.9	9.3
481	54	0.2	35513	99.8	10.1
476	83	0.2	35459	99.6	10.7
472	123	0.3	35376	99.4	11.6
468	166	0.5	35253	99.0	11.8
463	268	0.8	35087	98.6	12.3
459	389	1.1	34819	97.8	12.7
454	527	1.5	34430	96.7	13.1
450	688	1.9	33903	95.2	13.4
446	868	2.4	33215	93.3	13.7
441	1058	3.0	32347	90.9	13.9
437	1274	3.6	31289	87.9	14.1
433	1431	4.0	30015	84.3	14.3
428	1707	4.8	28584	80.3	14.4
424	1762	4.9	26877	75.5	14.5
419	1831	5.1	25115	70.6	14.6
415	1903	5.3	23284	65.4	15.1
411	1808	5.1	21381	60.1	14.7
406	1884	5.3	19573	55.0	14.7
402	1886	5.3	17689	49.7	14.6
397	1842	5.2	15803	44.4	14.5
393	1711	4.8	13961	39.2	14.4
389	1619	4.5	12250	34.4	14.3
384	1548	4.3	10631	29.9	14.1
380	1488	4.2	9083	25.5	13.5
376	1412	4.0	7595	21.3	13.7
371	1260	3.5	6183	17.4	13.0
367	1157	3.3	4923	13.8	11.6
363	1046	2.9	3766	10.6	10.2

(Continued)

2021 ISASP Frequency Distribution

Grade 03 Language / Writing

Scale Score	Frequency	Percent	Cumulative Frequency	Cumulative Percent	CSEM
358	837	2.4	2720	7.6	8.8
355	642	1.8	1883	5.3	7.1
353	409	1.1	1241	3.5	5.8
352	285	0.8	832	2.3	4.6
351	230	0.6	547	1.5	3.2
350	156	0.4	317	0.9	2.4
349	96	0.3	161	0.5	1.9
348	46	0.1	65	0.2	1.7
347	13	0.0	19	0.1	1.4
346	4	0.0	6	0.0	1.0
345	2	0.0	2	0.0	1.0

2021 ISASP Frequency Distribution

Grade 04 Language / Writing

Scale Score	Frequency	Percent	Cumulative Frequency	Cumulative Percent	CSEM
540	3	0.0	35527	100.0	4.0
536	13	0.0	35524	100.0	4.0
532	30	0.1	35511	100.0	5.8
528	42	0.1	35481	99.9	7.3
524	54	0.2	35439	99.8	8.4
520	83	0.2	35385	99.6	9.6
515	114	0.3	35302	99.4	10.7
510	171	0.5	35188	99.0	11.7
505	261	0.7	35017	98.6	12.6
500	357	1.0	34756	97.8	13.6
495	466	1.3	34399	96.8	14.1
490	661	1.9	33933	95.5	14.6
485	889	2.5	33272	93.7	15.0
480	1058	3.0	32383	91.2	15.4
475	1197	3.4	31325	88.2	15.7
470	1474	4.1	30128	84.8	16.0
465	1697	4.8	28654	80.7	16.6
460	1729	4.9	26957	75.9	16.9
455	1830	5.2	25228	71.0	17.0
450	1960	5.5	23398	65.9	17.2
444	2017	5.7	21438	60.3	17.3
439	2039	5.7	19421	54.7	17.3
434	1946	5.5	17382	48.9	17.4
429	1891	5.3	15436	43.4	17.4
424	1751	4.9	13545	38.1	16.9
419	1595	4.5	11794	33.2	16.9
414	1468	4.1	10199	28.7	16.8
409	1312	3.7	8731	24.6	16.6
404	1193	3.4	7419	20.9	16.4
399	1108	3.1	6226	17.5	16.6
394	980	2.8	5118	14.4	16.4
389	846	2.4	4138	11.6	16.1
384	795	2.2	3292	9.3	15.8
378	721	2.0	2497	7.0	15.0

(Continued)

2021 ISASP Frequency Distribution

Grade 04 Language / Writing

Scale Score	Frequency	Percent	Cumulative Frequency	Cumulative Percent	CSEM
373	531	1.5	1776	5.0	13.5
368	438	1.2	1245	3.5	11.6
363	315	0.9	807	2.3	9.8
359	197	0.6	492	1.4	7.8
357	127	0.4	295	0.8	6.1
356	62	0.2	168	0.5	4.6
355	51	0.1	106	0.3	3.2
354	35	0.1	55	0.2	2.2
353	15	0.0	20	0.1	1.7
352	4	0.0	5	0.0	1.4
351	1	0.0	1	0.0	1.0
350	0	0.0	0	0.0	1.0

2021 ISASP Frequency Distribution

Grade 05 Language / Writing

Scale Score	Frequency	Percent	Cumulative Frequency	Cumulative Percent	CSEM
590	4	0.0	36642	100.0	6.0
585	17	0.0	36638	100.0	6.0
579	20	0.1	36621	99.9	8.4
573	28	0.1	36601	99.9	10.2
567	49	0.1	36573	99.8	11.6
560	71	0.2	36524	99.7	13.1
554	106	0.3	36453	99.5	14.4
548	163	0.4	36347	99.2	15.4
542	233	0.6	36184	98.8	16.2
536	321	0.9	35951	98.1	16.7
529	461	1.3	35630	97.2	17.7
523	569	1.6	35169	96.0	18.3
517	681	1.9	34600	94.4	18.8
511	867	2.4	33919	92.6	19.3
504	1018	2.8	33052	90.2	19.3
498	1252	3.4	32034	87.4	20.1
492	1432	3.9	30782	84.0	20.4
486	1581	4.3	29350	80.1	20.7
480	1581	4.3	27769	75.8	20.5
473	1777	4.8	26188	71.5	20.7
467	1840	5.0	24411	66.6	21.2
461	1744	4.8	22571	61.6	21.3
455	1802	4.9	20827	56.8	21.4
449	1841	5.0	19025	51.9	21.0
442	1837	5.0	17184	46.9	21.0
436	1792	4.9	15347	41.9	21.3
430	1713	4.7	13555	37.0	21.2
424	1675	4.6	11842	32.3	21.1
418	1579	4.3	10167	27.7	20.5
411	1409	3.8	8588	23.4	20.7
405	1264	3.4	7179	19.6	20.8
399	1238	3.4	5915	16.1	20.5
393	1083	3.0	4677	12.8	19.7
386	916	2.5	3594	9.8	17.8

(Continued)

2021 ISASP Frequency Distribution

Grade 05 Language / Writing

Scale Score	Frequency	Percent	Cumulative Frequency	Cumulative Percent	CSEM
379	875	2.4	2678	7.3	15.8
373	600	1.6	1803	4.9	13.5
368	460	1.3	1203	3.3	11.3
365	285	0.8	743	2.0	8.8
363	180	0.5	458	1.2	6.5
362	119	0.3	278	0.8	4.6
361	77	0.2	159	0.4	3.2
360	45	0.1	82	0.2	2.4
359	24	0.1	37	0.1	1.9
358	8	0.0	13	0.0	1.7
357	4	0.0	5	0.0	1.4
356	1	0.0	1	0.0	1.0
355	0	0.0	0	0.0	1.0

2021 ISASP Frequency Distribution

Grade 06 Language / Writing

Scale Score	Frequency	Percent	Cumulative Frequency	Cumulative Percent	CSEM
640	2	0.0	37057	100.0	9.4
630	6	0.0	37055	100.0	9.4
620	12	0.0	37049	100.0	13.1
611	22	0.1	37037	99.9	15.5
602	44	0.1	37015	99.9	16.9
593	117	0.3	36971	99.8	17.6
584	194	0.5	36854	99.5	18.2
576	249	0.7	36660	98.9	18.5
570	366	1.0	36411	98.3	18.9
564	458	1.2	36045	97.3	18.7
557	647	1.7	35587	96.0	18.8
551	771	2.1	34940	94.3	18.7
544	978	2.6	34169	92.2	19.6
538	1152	3.1	33191	89.6	20.1
531	1348	3.6	32039	86.5	20.6
525	1496	4.0	30691	82.8	21.0
518	1611	4.3	29195	78.8	21.3
512	1744	4.7	27584	74.4	21.6
505	1869	5.0	25840	69.7	21.9
499	1896	5.1	23971	64.7	22.1
492	1982	5.3	22075	59.6	22.3
486	1979	5.3	20093	54.2	22.4
479	1936	5.2	18114	48.9	22.5
473	1886	5.1	16178	43.7	22.5
466	1741	4.7	14292	38.6	22.5
460	1679	4.5	12551	33.9	22.5
453	1448	3.9	10872	29.3	22.4
447	1364	3.7	9424	25.4	22.3
440	1240	3.3	8060	21.8	22.1
434	1122	3.0	6820	18.4	21.9
427	989	2.7	5698	15.4	21.6
421	865	2.3	4709	12.7	21.3
414	749	2.0	3844	10.4	20.6
408	668	1.8	3095	8.4	20.6

(Continued)

2021 ISASP Frequency Distribution

Grade 06 Language / Writing

Scale Score	Frequency	Percent	Cumulative Frequency	Cumulative Percent	CSEM
401	617	1.7	2427	6.5	19.0
395	483	1.3	1810	4.9	17.4
389	420	1.1	1327	3.6	15.4
382	296	0.8	907	2.4	13.8
378	181	0.5	611	1.6	11.6
375	159	0.4	430	1.2	9.8
372	133	0.4	271	0.7	8.0
369	60	0.2	138	0.4	5.8
367	39	0.1	78	0.2	4.5
365	25	0.1	39	0.1	3.6
363	7	0.0	14	0.0	2.9
362	2	0.0	7	0.0	2.1
361	2	0.0	5	0.0	1.4
360	3	0.0	3	0.0	1.4

2021 ISASP Frequency Distribution

Grade 07 Language / Writing

Scale Score	Frequency	Percent	Cumulative Frequency	Cumulative Percent	CSEM
680	6	0.0	38005	100.0	13.0
664	17	0.0	37999	100.0	13.0
650	23	0.1	37982	99.9	17.3
637	32	0.1	37959	99.9	20.1
625	72	0.2	37927	99.8	22.0
615	103	0.3	37855	99.6	21.7
606	166	0.4	37752	99.3	21.1
597	247	0.6	37586	98.9	20.4
589	320	0.8	37339	98.2	19.9
583	398	1.0	37019	97.4	19.5
577	460	1.2	36621	96.4	19.2
571	642	1.7	36161	95.1	18.8
564	750	2.0	35519	93.5	18.6
558	885	2.3	34769	91.5	19.1
552	982	2.6	33884	89.2	19.5
546	1204	3.2	32902	86.6	19.9
540	1253	3.3	31698	83.4	19.8
534	1411	3.7	30445	80.1	20.1
528	1518	4.0	29034	76.4	20.3
522	1640	4.3	27516	72.4	20.5
516	1684	4.4	25876	68.1	20.7
510	1648	4.3	24192	63.7	21.3
504	1812	4.8	22544	59.3	21.4
498	1723	4.5	20732	54.6	21.4
492	1748	4.6	19009	50.0	21.4
485	1638	4.3	17261	45.4	21.4
479	1722	4.5	15623	41.1	21.4
473	1513	4.0	13901	36.6	21.3
467	1470	3.9	12388	32.6	21.1
461	1409	3.7	10918	28.7	20.5
455	1232	3.2	9509	25.0	20.3
449	1225	3.2	8277	21.8	20.1
443	1202	3.2	7052	18.6	19.8
437	1075	2.8	5850	15.4	19.5

(Continued)

2021 ISASP Frequency Distribution

Grade 07 Language / Writing

Scale Score	Frequency	Percent	Cumulative Frequency	Cumulative Percent	CSEM
431	976	2.6	4775	12.6	19.5
425	926	2.4	3799	10.0	19.1
419	748	2.0	2873	7.6	18.6
413	644	1.7	2125	5.6	18.0
406	518	1.4	1481	3.9	17.1
400	328	0.9	963	2.5	15.7
394	228	0.6	635	1.7	14.0
388	158	0.4	407	1.1	12.0
383	111	0.3	249	0.7	9.8
379	69	0.2	138	0.4	7.8
376	38	0.1	69	0.2	5.8
374	21	0.1	31	0.1	4.4
372	8	0.0	10	0.0	3.0
371	1	0.0	2	0.0	1.8
370	1	0.0	1	0.0	1.8

2021 ISASP Frequency Distribution

Grade 08 Language / Writing

Scale Score	Frequency	Percent	Cumulative Frequency	Cumulative Percent	CSEM
720	21	0.1	38064	100.0	17.2
698	44	0.1	38043	99.9	17.2
678	69	0.2	37999	99.8	22.2
660	97	0.3	37930	99.6	24.7
645	178	0.5	37833	99.4	26.1
634	286	0.8	37655	98.9	24.9
625	390	1.0	37369	98.2	23.2
618	571	1.5	36979	97.1	21.0
612	705	1.9	36408	95.6	19.6
605	816	2.1	35703	93.8	18.8
598	1063	2.8	34887	91.7	18.8
592	1223	3.2	33824	88.9	19.1
585	1451	3.8	32601	85.6	20.1
579	1600	4.2	31150	81.8	20.6
572	1728	4.5	29550	77.6	20.7
566	1693	4.4	27822	73.1	21.5
559	1784	4.7	26129	68.6	21.5
552	1899	5.0	24345	64.0	22.2
546	1822	4.8	22446	59.0	22.0
539	1871	4.9	20624	54.2	22.7
533	1721	4.5	18753	49.3	22.9
526	1720	4.5	17032	44.7	22.6
520	1611	4.2	15312	40.2	23.1
513	1551	4.1	13701	36.0	22.7
506	1383	3.6	12150	31.9	23.2
500	1286	3.4	10767	28.3	22.7
493	1120	2.9	9481	24.9	23.1
487	1090	2.9	8361	22.0	22.6
480	1023	2.7	7271	19.1	22.4
474	896	2.4	6248	16.4	22.7
467	791	2.1	5352	14.1	22.0
461	717	1.9	4561	12.0	22.2
454	640	1.7	3844	10.1	21.5
447	589	1.5	3204	8.4	21.5

(Continued)

2021 ISASP Frequency Distribution

Grade 08 Language / Writing

Scale Score	Frequency	Percent	Cumulative Frequency	Cumulative Percent	CSEM
441	546	1.4	2615	6.9	20.7
434	496	1.3	2069	5.4	20.6
428	413	1.1	1573	4.1	19.7
421	329	0.9	1160	3.0	18.4
415	239	0.6	831	2.2	17.1
408	209	0.5	592	1.6	14.7
402	136	0.4	383	1.0	12.7
397	99	0.3	247	0.6	10.2
393	73	0.2	148	0.4	8.1
391	43	0.1	75	0.2	5.9
389	16	0.0	32	0.1	4.1
388	10	0.0	16	0.0	2.9
387	2	0.0	6	0.0	1.9
386	2	0.0	4	0.0	1.2
385	2	0.0	2	0.0	1.2

2021 ISASP Frequency Distribution

Grade 09 Language / Writing

Scale Score	Frequency	Percent	Cumulative Frequency	Cumulative Percent	CSEM
750	0	0.0	37274	100.0	13.0
735	6	0.0	37274	100.0	13.0
721	7	0.0	37268	100.0	17.5
708	17	0.0	37261	100.0	20.3
695	24	0.1	37244	99.9	22.5
685	41	0.1	37220	99.9	23.0
675	92	0.2	37179	99.7	23.2
666	181	0.5	37087	99.5	23.2
657	268	0.7	36906	99.0	22.9
649	417	1.1	36638	98.3	23.3
641	525	1.4	36221	97.2	23.5
633	688	1.8	35696	95.8	24.0
625	835	2.2	35008	93.9	24.3
617	1083	2.9	34173	91.7	25.0
609	1288	3.5	33090	88.8	25.6
601	1439	3.9	31802	85.3	26.1
593	1613	4.3	30363	81.5	26.5
585	1803	4.8	28750	77.1	26.9
577	1880	5.0	26947	72.3	27.3
569	1960	5.3	25067	67.3	27.6
561	1894	5.1	23107	62.0	27.8
553	1847	5.0	21213	56.9	28.0
545	1824	4.9	19366	52.0	28.1
537	1739	4.7	17542	47.1	28.2
529	1660	4.5	15803	42.4	28.3
521	1534	4.1	14143	37.9	28.3
513	1456	3.9	12609	33.8	28.2
505	1379	3.7	11153	29.9	28.1
497	1262	3.4	9774	26.2	28.0
489	1130	3.0	8512	22.8	27.8
481	1031	2.8	7382	19.8	27.6
473	1013	2.7	6351	17.0	27.3
465	845	2.3	5338	14.3	26.5
457	767	2.1	4493	12.1	25.3

(Continued)

2021 ISASP Frequency Distribution

Grade 09 Language / Writing

Scale Score	Frequency	Percent	Cumulative Frequency	Cumulative Percent	CSEM
449	711	1.9	3726	10.0	23.2
441	590	1.6	3015	8.1	20.8
434	561	1.5	2425	6.5	18.0
428	445	1.2	1864	5.0	14.8
424	397	1.1	1419	3.8	11.8
421	299	0.8	1022	2.7	8.9
419	229	0.6	723	1.9	6.5
418	152	0.4	494	1.3	4.6
417	128	0.3	342	0.9	3.4
416	83	0.2	214	0.6	2.6
415	65	0.2	131	0.4	2.1
414	32	0.1	66	0.2	1.9
413	17	0.0	34	0.1	1.7
412	7	0.0	17	0.0	1.4
411	6	0.0	10	0.0	1.0
410	4	0.0	4	0.0	1.0

2021 ISASP Frequency Distribution

Grade 10 Language / Writing

Scale Score	Frequency	Percent	Cumulative Frequency	Cumulative Percent	CSEM
780	7	0.0	35870	100.0	17.6
758	35	0.1	35863	100.0	17.6
740	55	0.2	35828	99.9	23.3
722	89	0.2	35773	99.7	26.6
706	136	0.4	35684	99.5	28.6
692	165	0.5	35548	99.1	27.6
680	241	0.7	35383	98.6	26.7
670	334	0.9	35142	98.0	25.1
662	423	1.2	34808	97.0	23.5
655	519	1.4	34385	95.9	22.3
648	603	1.7	33866	94.4	21.4
641	766	2.1	33263	92.7	21.0
634	893	2.5	32497	90.6	21.3
627	966	2.7	31604	88.1	21.9
620	1153	3.2	30638	85.4	22.4
613	1246	3.5	29485	82.2	22.8
606	1320	3.7	28239	78.7	23.2
599	1350	3.8	26919	75.0	23.6
592	1486	4.1	25569	71.3	23.9
585	1603	4.5	24083	67.1	24.1
578	1609	4.5	22480	62.7	24.3
571	1633	4.6	20871	58.2	24.5
564	1578	4.4	19238	53.6	24.6
557	1506	4.2	17660	49.2	24.7
550	1577	4.4	16154	45.0	24.7
543	1519	4.2	14577	40.6	24.7
536	1388	3.9	13058	36.4	24.7
529	1404	3.9	11670	32.5	24.6
522	1259	3.5	10266	28.6	24.5
515	1230	3.4	9007	25.1	24.3
508	1113	3.1	7777	21.7	24.1
501	993	2.8	6664	18.6	23.9
494	938	2.6	5671	15.8	23.6
487	842	2.3	4733	13.2	23.2

(Continued)

2021 ISASP Frequency Distribution

Grade 10 Language / Writing

Scale Score	Frequency	Percent	Cumulative Frequency	Cumulative Percent	CSEM
480	680	1.9	3891	10.8	22.8
473	638	1.8	3211	9.0	21.6
466	581	1.6	2573	7.2	19.5
459	456	1.3	1992	5.6	16.7
452	391	1.1	1536	4.3	14.0
447	309	0.9	1145	3.2	11.4
444	237	0.7	836	2.3	8.9
443	191	0.5	599	1.7	6.5
442	147	0.4	408	1.1	4.3
441	108	0.3	261	0.7	2.9
440	70	0.2	153	0.4	2.1
439	45	0.1	83	0.2	1.9
438	27	0.1	38	0.1	1.7
437	8	0.0	11	0.0	1.4
436	2	0.0	3	0.0	1.0
435	1	0.0	1	0.0	1.0

2021 ISASP Frequency Distribution

Grade 11 Language / Writing

Scale Score	Frequency	Percent	Cumulative Frequency	Cumulative Percent	CSEM
800	29	0.1	33592	100.0	17.6
778	49	0.1	33563	99.9	17.6
758	73	0.2	33514	99.8	23.3
740	116	0.3	33441	99.6	26.4
725	143	0.4	33325	99.2	28.1
712	196	0.6	33182	98.8	27.0
700	301	0.9	32986	98.2	25.8
691	377	1.1	32685	97.3	24.1
684	476	1.4	32308	96.2	22.9
677	545	1.6	31832	94.8	21.9
669	779	2.3	31287	93.1	21.0
662	962	2.9	30508	90.8	21.4
655	1129	3.4	29546	88.0	22.1
648	1331	4.0	28417	84.6	22.6
641	1464	4.4	27086	80.6	22.8
633	1559	4.6	25622	76.3	23.2
626	1611	4.8	24063	71.6	24.0
619	1567	4.7	22452	66.8	24.4
612	1609	4.8	20885	62.2	24.7
605	1599	4.8	19276	57.4	24.6
597	1479	4.4	17677	52.6	24.8
590	1406	4.2	16198	48.2	25.4
583	1394	4.1	14792	44.0	25.5
576	1264	3.8	13398	39.9	25.6
569	1231	3.7	12134	36.1	25.2
561	1168	3.5	10903	32.5	25.2
554	1092	3.3	9735	29.0	25.6
547	931	2.8	8643	25.7	25.5
540	929	2.8	7712	23.0	25.4
533	897	2.7	6783	20.2	24.8
525	759	2.3	5886	17.5	25.0
518	701	2.1	5127	15.3	24.7
511	670	2.0	4426	13.2	23.6
504	636	1.9	3756	11.2	22.0

(Continued)

2021 ISASP Frequency Distribution

Grade 11 Language / Writing

Scale Score	Frequency	Percent	Cumulative Frequency	Cumulative Percent	CSEM
496	594	1.8	3120	9.3	20.0
489	518	1.5	2526	7.5	18.4
484	485	1.4	2008	6.0	16.4
480	387	1.2	1523	4.5	13.7
476	308	0.9	1136	3.4	10.7
472	247	0.7	828	2.5	8.2
469	172	0.5	581	1.7	6.5
468	153	0.5	409	1.2	5.2
467	114	0.3	256	0.8	4.0
466	72	0.2	142	0.4	2.9
465	32	0.1	70	0.2	2.1
464	18	0.1	38	0.1	1.9
463	7	0.0	20	0.1	1.7
462	5	0.0	13	0.0	1.4
461	6	0.0	8	0.0	1.0
460	2	0.0	2	0.0	1.0

Summary Statistics Reports

**2021 ISASP Summary Statistics
Grade 03 Language / Writing - Combined**

Total Students

Score	N Points	N	Mean	S.D.	Alpha
ELA Scale Score		35596	399.80	27.77	0.93
Language Scale Score	44	35596	404.09	29.13	0.86
Research to Build and Present Knowledge Domain ¹	5	35596	1.98	0.84	.
Production and Distribution of Writing Domain ¹	5	35596	1.86	0.82	.
Text Types and Purposes Domain	12	35596	6.05	2.38	0.69
Conventions of Standard English / Knowledge of Language Domain	19	35596	8.54	3.20	0.67
Vocabulary Acquisition and Use Domain	3	35596	2.01	0.86	0.33

¹ The score for this domain comes from a single 5-point rubric.

Female Students

Score	N Points	N	Mean	S.D.	Alpha
ELA Scale Score		17436	403.46	28.30	0.93
Language Scale Score	44	17436	408.37	29.48	0.86
Research to Build and Present Knowledge Domain ¹	5	17436	2.10	0.85	.
Production and Distribution of Writing Domain ¹	5	17436	1.98	0.84	.
Text Types and Purposes Domain	12	17436	6.37	2.39	0.70
Conventions of Standard English / Knowledge of Language Domain	19	17436	8.91	3.22	0.67
Vocabulary Acquisition and Use Domain	3	17436	2.07	0.85	0.33

¹ The score for this domain comes from a single 5-point rubric.

Male Students

Score	N Points	N	Mean	S.D.	Alpha
ELA Scale Score		18160	396.28	26.79	0.92
Language Scale Score	44	18160	399.98	28.19	0.85
Research to Build and Present Knowledge Domain ¹	5	18160	1.86	0.81	.
Production and Distribution of Writing Domain ¹	5	18160	1.75	0.79	.
Text Types and Purposes Domain	12	18160	5.74	2.33	0.67
Conventions of Standard English / Knowledge of Language Domain	19	18160	8.18	3.14	0.66
Vocabulary Acquisition and Use Domain	3	18160	1.94	0.87	0.32

¹ The score for this domain comes from a single 5-point rubric.

**2021 ISASP Summary Statistics
Grade 03 Language / Writing - Combined**

White Students

Score	N Points	N	Mean	S.D.	Alpha
ELA Scale Score		26457	403.64	27.43	0.92
Language Scale Score	44	26457	407.85	28.44	0.85
Research to Build and Present Knowledge Domain ¹	5	26457	2.05	0.82	.
Production and Distribution of Writing Domain ¹	5	26457	1.93	0.81	.
Text Types and Purposes Domain	12	26457	6.36	2.32	0.68
Conventions of Standard English / Knowledge of Language Domain	19	26457	8.91	3.14	0.66
Vocabulary Acquisition and Use Domain	3	26457	2.06	0.84	0.31

¹ The score for this domain comes from a single 5-point rubric.

Black/African American Students

Score	N Points	N	Mean	S.D.	Alpha
ELA Scale Score		2265	381.45	22.73	0.90
Language Scale Score	44	2265	385.19	26.04	0.83
Research to Build and Present Knowledge Domain ¹	5	2265	1.57	0.83	.
Production and Distribution of Writing Domain ¹	5	2265	1.48	0.80	.
Text Types and Purposes Domain	12	2265	4.55	2.15	0.58
Conventions of Standard English / Knowledge of Language Domain	19	2265	6.63	2.94	0.61
Vocabulary Acquisition and Use Domain	3	2265	1.70	0.93	0.32

¹ The score for this domain comes from a single 5-point rubric.

Asian Students

Score	N Points	N	Mean	S.D.	Alpha
ELA Scale Score		898	402.08	28.14	0.93
Language Scale Score	44	898	408.28	30.43	0.87
Research to Build and Present Knowledge Domain ¹	5	898	2.08	0.87	.
Production and Distribution of Writing Domain ¹	5	898	1.96	0.86	.
Text Types and Purposes Domain	12	898	6.13	2.50	0.72
Conventions of Standard English / Knowledge of Language Domain	19	898	9.13	3.37	0.70
Vocabulary Acquisition and Use Domain	3	898	2.08	0.77	0.19

¹ The score for this domain comes from a single 5-point rubric.

**2021 ISASP Summary Statistics
Grade 03 Language / Writing - Combined**

American Indian/Alaskan Native Students

Score	N Points	N	Mean	S.D.	Alpha
ELA Scale Score		154	384.73	21.85	0.89
Language Scale Score	44	154	389.17	25.12	0.80
Research to Build and Present Knowledge Domain ¹	5	154	1.69	0.75	.
Production and Distribution of Writing Domain ¹	5	154	1.51	0.78	.
Text Types and Purposes Domain	12	154	4.79	2.25	0.63
Conventions of Standard English / Knowledge of Language Domain	19	154	7.18	2.86	0.58
Vocabulary Acquisition and Use Domain	3	154	1.82	0.85	0.22

¹ The score for this domain comes from a single 5-point rubric.

Native Hawaiian/Pacific Islander Students

Score	N Points	N	Mean	S.D.	Alpha
ELA Scale Score		168	379.03	20.38	0.88
Language Scale Score	44	168	383.45	25.12	0.82
Research to Build and Present Knowledge Domain ¹	5	168	1.44	0.81	.
Production and Distribution of Writing Domain ¹	5	168	1.42	0.79	.
Text Types and Purposes Domain	12	168	4.32	2.10	0.55
Conventions of Standard English / Knowledge of Language Domain	19	168	6.77	2.82	0.57
Vocabulary Acquisition and Use Domain	3	168	1.58	0.89	0.23

¹ The score for this domain comes from a single 5-point rubric.

Multi-Racial Students

Score	N Points	N	Mean	S.D.	Alpha
ELA Scale Score		1722	395.47	27.05	0.92
Language Scale Score	44	1722	399.68	28.93	0.85
Research to Build and Present Knowledge Domain ¹	5	1722	1.89	0.85	.
Production and Distribution of Writing Domain ¹	5	1722	1.79	0.85	.
Text Types and Purposes Domain	12	1722	5.69	2.37	0.67
Conventions of Standard English / Knowledge of Language Domain	19	1722	8.05	3.16	0.66
Vocabulary Acquisition and Use Domain	3	1722	1.98	0.86	0.31

¹ The score for this domain comes from a single 5-point rubric.

**2021 ISASP Summary Statistics
Grade 03 Language / Writing - Combined**

Hispanic Students

Score	N Points	N	Mean	S.D.	Alpha
ELA Scale Score		3932	387.40	24.51	0.91
Language Scale Score	44	3932	392.11	27.13	0.84
Research to Build and Present Knowledge Domain ¹	5	3932	1.77	0.81	.
Production and Distribution of Writing Domain ¹	5	3932	1.65	0.79	.
Text Types and Purposes Domain	12	3932	5.06	2.28	0.63
Conventions of Standard English / Knowledge of Language Domain	19	3932	7.32	2.98	0.62
Vocabulary Acquisition and Use Domain	3	3932	1.83	0.92	0.35

¹ The score for this domain comes from a single 5-point rubric.

English Language Learner (ELL) Students

Score	N Points	N	Mean	S.D.	Alpha
ELA Scale Score		2370	373.54	15.45	0.82
Language Scale Score	44	2370	377.96	20.38	0.74
Research to Build and Present Knowledge Domain ¹	5	2370	1.47	0.77	.
Production and Distribution of Writing Domain ¹	5	2370	1.36	0.74	.
Text Types and Purposes Domain	12	2370	3.96	1.79	0.39
Conventions of Standard English / Knowledge of Language Domain	19	2370	5.96	2.40	0.42
Vocabulary Acquisition and Use Domain	3	2370	1.52	0.90	0.20

¹ The score for this domain comes from a single 5-point rubric.

Students with Free or Reduced Lunch (FRL)

Score	N Points	N	Mean	S.D.	Alpha
ELA Scale Score		14636	388.46	24.55	0.91
Language Scale Score	44	14636	392.82	27.19	0.84
Research to Build and Present Knowledge Domain ¹	5	14636	1.76	0.82	.
Production and Distribution of Writing Domain ¹	5	14636	1.65	0.80	.
Text Types and Purposes Domain	12	14636	5.15	2.28	0.63
Conventions of Standard English / Knowledge of Language Domain	19	14636	7.41	2.99	0.62
Vocabulary Acquisition and Use Domain	3	14636	1.83	0.90	0.33

¹ The score for this domain comes from a single 5-point rubric.

**2021 ISASP Summary Statistics
Grade 03 Language / Writing - Combined**

Students with an Individual Education Plan (IEP)

Score	N Points	N	Mean	S.D.	Alpha
ELA Scale Score		4633	376.35	20.39	0.89
Language Scale Score	44	4633	379.68	23.39	0.79
Research to Build and Present Knowledge Domain ¹	5	4633	1.48	0.80	.
Production and Distribution of Writing Domain ¹	5	4633	1.36	0.75	.
Text Types and Purposes Domain	12	4633	4.26	2.09	0.57
Conventions of Standard English / Knowledge of Language Domain	19	4633	6.06	2.62	0.51
Vocabulary Acquisition and Use Domain	3	4633	1.51	0.92	0.27

¹ The score for this domain comes from a single 5-point rubric.

**2021 ISASP Summary Statistics
Grade 03 Language / Writing - Online**

Total Students

Score	N Points	N	Mean	S.D.	Alpha
ELA Scale Score		32914	399.44	27.83	0.93
Language Scale Score	44	32914	403.70	29.17	0.86
Research to Build and Present Knowledge Domain ¹	5	32914	1.96	0.83	.
Production and Distribution of Writing Domain ¹	5	32914	1.84	0.82	.
Text Types and Purposes Domain	12	32914	6.01	2.38	0.69
Conventions of Standard English / Knowledge of Language Domain	19	32914	8.52	3.21	0.67
Vocabulary Acquisition and Use Domain	3	32914	2.00	0.86	0.32

¹ The score for this domain comes from a single 5-point rubric.

Female Students

Score	N Points	N	Mean	S.D.	Alpha
ELA Scale Score		16144	403.05	28.34	0.93
Language Scale Score	44	16144	407.90	29.47	0.86
Research to Build and Present Knowledge Domain ¹	5	16144	2.08	0.84	.
Production and Distribution of Writing Domain ¹	5	16144	1.96	0.83	.
Text Types and Purposes Domain	12	16144	6.33	2.39	0.70
Conventions of Standard English / Knowledge of Language Domain	19	16144	8.88	3.23	0.68
Vocabulary Acquisition and Use Domain	3	16144	2.06	0.85	0.33

¹ The score for this domain comes from a single 5-point rubric.

Male Students

Score	N Points	N	Mean	S.D.	Alpha
ELA Scale Score		16770	395.96	26.88	0.92
Language Scale Score	44	16770	399.65	28.30	0.85
Research to Build and Present Knowledge Domain ¹	5	16770	1.85	0.80	.
Production and Distribution of Writing Domain ¹	5	16770	1.73	0.79	.
Text Types and Purposes Domain	12	16770	5.71	2.34	0.67
Conventions of Standard English / Knowledge of Language Domain	19	16770	8.17	3.16	0.66
Vocabulary Acquisition and Use Domain	3	16770	1.94	0.87	0.32

¹ The score for this domain comes from a single 5-point rubric.

**2021 ISASP Summary Statistics
Grade 03 Language / Writing - Online**

White Students

Score	N Points	N	Mean	S.D.	Alpha
ELA Scale Score		24099	403.42	27.51	0.92
Language Scale Score	44	24099	407.59	28.48	0.85
Research to Build and Present Knowledge Domain ¹	5	24099	2.04	0.81	.
Production and Distribution of Writing Domain ¹	5	24099	1.92	0.80	.
Text Types and Purposes Domain	12	24099	6.34	2.32	0.68
Conventions of Standard English / Knowledge of Language Domain	19	24099	8.91	3.15	0.66
Vocabulary Acquisition and Use Domain	3	24099	2.06	0.84	0.31

¹ The score for this domain comes from a single 5-point rubric.

Black/African American Students

Score	N Points	N	Mean	S.D.	Alpha
ELA Scale Score		2213	381.37	22.77	0.90
Language Scale Score	44	2213	385.12	26.06	0.83
Research to Build and Present Knowledge Domain ¹	5	2213	1.56	0.83	.
Production and Distribution of Writing Domain ¹	5	2213	1.47	0.80	.
Text Types and Purposes Domain	12	2213	4.55	2.15	0.58
Conventions of Standard English / Knowledge of Language Domain	19	2213	6.63	2.95	0.61
Vocabulary Acquisition and Use Domain	3	2213	1.70	0.93	0.32

¹ The score for this domain comes from a single 5-point rubric.

Asian Students

Score	N Points	N	Mean	S.D.	Alpha
ELA Scale Score		876	401.93	28.10	0.93
Language Scale Score	44	876	408.18	30.34	0.87
Research to Build and Present Knowledge Domain ¹	5	876	2.07	0.86	.
Production and Distribution of Writing Domain ¹	5	876	1.95	0.85	.
Text Types and Purposes Domain	12	876	6.13	2.49	0.72
Conventions of Standard English / Knowledge of Language Domain	19	876	9.12	3.37	0.70
Vocabulary Acquisition and Use Domain	3	876	2.08	0.77	0.19

¹ The score for this domain comes from a single 5-point rubric.

**2021 ISASP Summary Statistics
Grade 03 Language / Writing - Online**

American Indian/Alaskan Native Students

Score	N Points	N	Mean	S.D.	Alpha
ELA Scale Score		148	385.20	21.97	0.89
Language Scale Score	44	148	389.64	25.24	0.80
Research to Build and Present Knowledge Domain ¹	5	148	1.69	0.75	.
Production and Distribution of Writing Domain ¹	5	148	1.51	0.78	.
Text Types and Purposes Domain	12	148	4.83	2.24	0.63
Conventions of Standard English / Knowledge of Language Domain	19	148	7.25	2.87	0.58
Vocabulary Acquisition and Use Domain	3	148	1.84	0.85	0.22

¹ The score for this domain comes from a single 5-point rubric.

Native Hawaiian/Pacific Islander Students

Score	N Points	N	Mean	S.D.	Alpha
ELA Scale Score		161	378.94	20.35	0.88
Language Scale Score	44	161	383.24	25.00	0.82
Research to Build and Present Knowledge Domain ¹	5	161	1.43	0.79	.
Production and Distribution of Writing Domain ¹	5	161	1.41	0.77	.
Text Types and Purposes Domain	12	161	4.29	2.11	0.57
Conventions of Standard English / Knowledge of Language Domain	19	161	6.76	2.85	0.59
Vocabulary Acquisition and Use Domain	3	161	1.58	0.89	0.26

¹ The score for this domain comes from a single 5-point rubric.

Multi-Racial Students

Score	N Points	N	Mean	S.D.	Alpha
ELA Scale Score		1645	395.56	27.11	0.92
Language Scale Score	44	1645	399.76	29.04	0.85
Research to Build and Present Knowledge Domain ¹	5	1645	1.89	0.86	.
Production and Distribution of Writing Domain ¹	5	1645	1.78	0.85	.
Text Types and Purposes Domain	12	1645	5.69	2.38	0.68
Conventions of Standard English / Knowledge of Language Domain	19	1645	8.07	3.17	0.66
Vocabulary Acquisition and Use Domain	3	1645	1.98	0.86	0.31

¹ The score for this domain comes from a single 5-point rubric.

**2021 ISASP Summary Statistics
Grade 03 Language / Writing - Online**

Hispanic Students

Score	N Points	N	Mean	S.D.	Alpha
ELA Scale Score		3772	387.13	24.51	0.91
Language Scale Score	44	3772	391.79	27.09	0.84
Research to Build and Present Knowledge Domain ¹	5	3772	1.76	0.81	.
Production and Distribution of Writing Domain ¹	5	3772	1.64	0.79	.
Text Types and Purposes Domain	12	3772	5.04	2.28	0.64
Conventions of Standard English / Knowledge of Language Domain	19	3772	7.29	2.97	0.61
Vocabulary Acquisition and Use Domain	3	3772	1.82	0.92	0.35

¹ The score for this domain comes from a single 5-point rubric.

English Language Learner (ELL) Students

Score	N Points	N	Mean	S.D.	Alpha
ELA Scale Score		2305	373.43	15.47	0.83
Language Scale Score	44	2305	377.78	20.33	0.74
Research to Build and Present Knowledge Domain ¹	5	2305	1.46	0.77	.
Production and Distribution of Writing Domain ¹	5	2305	1.36	0.73	.
Text Types and Purposes Domain	12	2305	3.95	1.79	0.40
Conventions of Standard English / Knowledge of Language Domain	19	2305	5.94	2.40	0.42
Vocabulary Acquisition and Use Domain	3	2305	1.52	0.90	0.21

¹ The score for this domain comes from a single 5-point rubric.

Students with Free or Reduced Lunch (FRL)

Score	N Points	N	Mean	S.D.	Alpha
ELA Scale Score		13799	388.16	24.53	0.91
Language Scale Score	44	13799	392.50	27.20	0.84
Research to Build and Present Knowledge Domain ¹	5	13799	1.75	0.81	.
Production and Distribution of Writing Domain ¹	5	13799	1.64	0.80	.
Text Types and Purposes Domain	12	13799	5.12	2.28	0.64
Conventions of Standard English / Knowledge of Language Domain	19	13799	7.39	3.00	0.62
Vocabulary Acquisition and Use Domain	3	13799	1.82	0.90	0.32

¹ The score for this domain comes from a single 5-point rubric.

**2021 ISASP Summary Statistics
Grade 03 Language / Writing - Online**

Students with an Individual Education Plan (IEP)

Score	N Points	N	Mean	S.D.	Alpha
ELA Scale Score		4174	375.87	20.41	0.89
Language Scale Score	44	4174	378.95	23.25	0.80
Research to Build and Present Knowledge Domain ¹	5	4174	1.44	0.78	.
Production and Distribution of Writing Domain ¹	5	4174	1.33	0.74	.
Text Types and Purposes Domain	12	4174	4.20	2.08	0.57
Conventions of Standard English / Knowledge of Language Domain	19	4174	6.01	2.62	0.52
Vocabulary Acquisition and Use Domain	3	4174	1.50	0.93	0.28

¹ The score for this domain comes from a single 5-point rubric.

**2021 ISASP Summary Statistics
Grade 03 Language / Writing - Paper**

Total Students

Score	N Points	N	Mean	S.D.	Alpha
ELA Scale Score		2682	404.23	26.65	0.92
Language Scale Score	44	2682	408.93	28.19	0.84
Research to Build and Present Knowledge Domain ¹	5	2682	2.18	0.91	.
Production and Distribution of Writing Domain ¹	5	2682	2.08	0.84	.
Text Types and Purposes Domain	12	2682	6.45	2.32	0.68
Conventions of Standard English / Knowledge of Language Domain	19	2682	8.76	3.07	0.64
Vocabulary Acquisition and Use Domain	3	2682	2.09	0.84	0.35

¹ The score for this domain comes from a single 5-point rubric.

Female Students

Score	N Points	N	Mean	S.D.	Alpha
ELA Scale Score		1292	408.64	27.31	0.92
Language Scale Score	44	1292	414.21	29.04	0.85
Research to Build and Present Knowledge Domain ¹	5	1292	2.31	0.95	.
Production and Distribution of Writing Domain ¹	5	1292	2.22	0.88	.
Text Types and Purposes Domain	12	1292	6.85	2.33	0.69
Conventions of Standard English / Knowledge of Language Domain	19	1292	9.22	3.13	0.65
Vocabulary Acquisition and Use Domain	3	1292	2.17	0.82	0.35

¹ The score for this domain comes from a single 5-point rubric.

Male Students

Score	N Points	N	Mean	S.D.	Alpha
ELA Scale Score		1390	400.14	25.36	0.91
Language Scale Score	44	1390	404.02	26.47	0.83
Research to Build and Present Knowledge Domain ¹	5	1390	2.05	0.84	.
Production and Distribution of Writing Domain ¹	5	1390	1.95	0.79	.
Text Types and Purposes Domain	12	1390	6.08	2.25	0.66
Conventions of Standard English / Knowledge of Language Domain	19	1390	8.34	2.96	0.62
Vocabulary Acquisition and Use Domain	3	1390	2.02	0.85	0.33

¹ The score for this domain comes from a single 5-point rubric.

**2021 ISASP Summary Statistics
Grade 03 Language / Writing - Paper**

White Students

Score	N Points	N	Mean	S.D.	Alpha
ELA Scale Score		2358	405.82	26.52	0.92
Language Scale Score	44	2358	410.47	27.93	0.84
Research to Build and Present Knowledge Domain ¹	5	2358	2.21	0.90	.
Production and Distribution of Writing Domain ¹	5	2358	2.10	0.84	.
Text Types and Purposes Domain	12	2358	6.59	2.29	0.68
Conventions of Standard English / Knowledge of Language Domain	19	2358	8.89	3.06	0.64
Vocabulary Acquisition and Use Domain	3	2358	2.12	0.83	0.34

¹ The score for this domain comes from a single 5-point rubric.

Black/African American Students

Score	N Points	N	Mean	S.D.	Alpha
ELA Scale Score		52	385.21	21.06	0.89
Language Scale Score	44	52	388.48	25.10	0.80
Research to Build and Present Knowledge Domain ¹	5	52	1.79	0.94	.
Production and Distribution of Writing Domain ¹	5	52	1.77	0.88	.
Text Types and Purposes Domain	12	52	4.73	2.26	0.62
Conventions of Standard English / Knowledge of Language Domain	19	52	6.87	2.60	0.50
Vocabulary Acquisition and Use Domain	3	52	1.67	0.94	0.35

¹ The score for this domain comes from a single 5-point rubric.

Asian Students

Score	N Points	N	Mean	S.D.	Alpha
ELA Scale Score		22	407.95	29.99	0.93
Language Scale Score	44	22	412.55	34.15	0.89
Research to Build and Present Knowledge Domain ¹	5	22	2.36	1.09	.
Production and Distribution of Writing Domain ¹	5	22	2.36	1.05	.
Text Types and Purposes Domain	12	22	6.09	2.86	0.79
Conventions of Standard English / Knowledge of Language Domain	19	22	9.36	3.58	0.71
Vocabulary Acquisition and Use Domain	3	22	2.09	0.81	0.31

¹ The score for this domain comes from a single 5-point rubric.

**2021 ISASP Summary Statistics
Grade 03 Language / Writing - Paper**

American Indian/Alaskan Native Students¹

Score	N Points	N	Mean	S.D.	Alpha
ELA Scale Score		--	--	--	--
Language Scale Score	44	--	--	--	--
Research to Build and Present Knowledge Domain	5	--	--	--	--
Production and Distribution of Writing Domain	5	--	--	--	--
Text Types and Purposes Domain	12	--	--	--	--
Conventions of Standard English / Knowledge of Language Domain	19	--	--	--	--
Vocabulary Acquisition and Use Domain	3	--	--	--	--

¹ The cells containing '--' are due to counts too small to report.

Native Hawaiian/Pacific Islander Students¹

Score	N Points	N	Mean	S.D.	Alpha
ELA Scale Score		--	--	--	--
Language Scale Score	44	--	--	--	--
Research to Build and Present Knowledge Domain	5	--	--	--	--
Production and Distribution of Writing Domain	5	--	--	--	--
Text Types and Purposes Domain	12	--	--	--	--
Conventions of Standard English / Knowledge of Language Domain	19	--	--	--	--
Vocabulary Acquisition and Use Domain	3	--	--	--	--

¹ The cells containing '--' are due to counts too small to report.

Multi-Racial Students

Score	N Points	N	Mean	S.D.	Alpha
ELA Scale Score		77	393.64	25.76	0.92
Language Scale Score	44	77	397.95	26.52	0.84
Research to Build and Present Knowledge Domain ¹	5	77	1.88	0.84	.
Production and Distribution of Writing Domain ¹	5	77	1.91	0.78	.
Text Types and Purposes Domain	12	77	5.60	2.14	0.60
Conventions of Standard English / Knowledge of Language Domain	19	77	7.69	2.94	0.62
Vocabulary Acquisition and Use Domain	3	77	1.87	0.88	0.32

¹ The score for this domain comes from a single 5-point rubric.

**2021 ISASP Summary Statistics
Grade 03 Language / Writing - Paper**

Hispanic Students

Score	N Points	N	Mean	S.D.	Alpha
ELA Scale Score		160	393.75	23.78	0.91
Language Scale Score	44	160	399.78	26.94	0.83
Research to Build and Present Knowledge Domain ¹	5	160	1.96	0.85	.
Production and Distribution of Writing Domain ¹	5	160	1.93	0.78	.
Text Types and Purposes Domain	12	160	5.54	2.19	0.60
Conventions of Standard English / Knowledge of Language Domain	19	160	8.08	3.05	0.64
Vocabulary Acquisition and Use Domain	3	160	1.94	0.90	0.38

¹ The score for this domain comes from a single 5-point rubric.

English Language Learner (ELL) Students

Score	N Points	N	Mean	S.D.	Alpha
ELA Scale Score		65	377.55	14.25	0.75
Language Scale Score	44	65	384.46	21.20	0.73
Research to Build and Present Knowledge Domain ¹	5	65	1.72	0.86	.
Production and Distribution of Writing Domain ¹	5	65	1.63	0.82	.
Text Types and Purposes Domain	12	65	4.29	1.77	0.30
Conventions of Standard English / Knowledge of Language Domain	19	65	6.74	2.24	0.32
Vocabulary Acquisition and Use Domain	3	65	1.49	0.85	0.17

¹ The score for this domain comes from a single 5-point rubric.

Students with Free or Reduced Lunch (FRL)

Score	N Points	N	Mean	S.D.	Alpha
ELA Scale Score		837	393.32	24.27	0.91
Language Scale Score	44	837	398.15	26.51	0.83
Research to Build and Present Knowledge Domain ¹	5	837	1.99	0.88	.
Production and Distribution of Writing Domain ¹	5	837	1.86	0.81	.
Text Types and Purposes Domain	12	837	5.59	2.25	0.63
Conventions of Standard English / Knowledge of Language Domain	19	837	7.71	2.89	0.60
Vocabulary Acquisition and Use Domain	3	837	1.89	0.90	0.37

¹ The score for this domain comes from a single 5-point rubric.

**2021 ISASP Summary Statistics
Grade 03 Language / Writing - Paper**

Students with an Individual Education Plan (IEP)

Score	N Points	N	Mean	S.D.	Alpha
ELA Scale Score		459	380.78	19.69	0.88
Language Scale Score	44	459	386.32	23.66	0.78
Research to Build and Present Knowledge Domain ¹	5	459	1.85	0.88	.
Production and Distribution of Writing Domain ¹	5	459	1.63	0.81	.
Text Types and Purposes Domain	12	459	4.73	2.15	0.57
Conventions of Standard English / Knowledge of Language Domain	19	459	6.50	2.51	0.46
Vocabulary Acquisition and Use Domain	3	459	1.58	0.87	0.22

¹ The score for this domain comes from a single 5-point rubric.

**2021 ISASP Summary Statistics
Grade 04 Language / Writing - Combined**

Total Students

Score	N Points	N	Mean	S.D.	Alpha
ELA Scale Score		35527	436.79	33.48	0.92
Language Scale Score	45	35527	436.19	34.91	0.85
Research to Build and Present Knowledge Domain ¹	5	35527	2.27	0.87	.
Production and Distribution of Writing Domain ¹	5	35527	2.22	0.97	.
Text Types and Purposes Domain	12	35527	6.02	2.03	0.51
Conventions of Standard English / Knowledge of Language Domain	19	35527	9.70	3.34	0.67
Vocabulary Acquisition and Use Domain	4	35527	3.16	1.04	0.54

¹ The score for this domain comes from a single 5-point rubric.

Female Students

Score	N Points	N	Mean	S.D.	Alpha
ELA Scale Score		17320	440.41	33.31	0.92
Language Scale Score	45	17320	441.78	34.57	0.85
Research to Build and Present Knowledge Domain ¹	5	17320	2.41	0.86	.
Production and Distribution of Writing Domain ¹	5	17320	2.37	0.97	.
Text Types and Purposes Domain	12	17320	6.31	2.02	0.52
Conventions of Standard English / Knowledge of Language Domain	19	17320	10.14	3.32	0.68
Vocabulary Acquisition and Use Domain	4	17320	3.23	0.99	0.52

¹ The score for this domain comes from a single 5-point rubric.

Male Students

Score	N Points	N	Mean	S.D.	Alpha
ELA Scale Score		18207	433.36	33.28	0.92
Language Scale Score	45	18207	430.87	34.39	0.84
Research to Build and Present Knowledge Domain ¹	5	18207	2.13	0.86	.
Production and Distribution of Writing Domain ¹	5	18207	2.07	0.96	.
Text Types and Purposes Domain	12	18207	5.74	2.00	0.50
Conventions of Standard English / Knowledge of Language Domain	19	18207	9.27	3.29	0.66
Vocabulary Acquisition and Use Domain	4	18207	3.09	1.08	0.55

¹ The score for this domain comes from a single 5-point rubric.

**2021 ISASP Summary Statistics
Grade 04 Language / Writing - Combined**

White Students

Score	N Points	N	Mean	S.D.	Alpha
ELA Scale Score		26453	441.33	32.39	0.91
Language Scale Score	45	26453	440.66	33.84	0.84
Research to Build and Present Knowledge Domain ¹	5	26453	2.35	0.85	.
Production and Distribution of Writing Domain ¹	5	26453	2.30	0.96	.
Text Types and Purposes Domain	12	26453	6.24	1.99	0.50
Conventions of Standard English / Knowledge of Language Domain	19	26453	10.10	3.27	0.67
Vocabulary Acquisition and Use Domain	4	26453	3.26	0.97	0.50

¹ The score for this domain comes from a single 5-point rubric.

Black/African American Students

Score	N Points	N	Mean	S.D.	Alpha
ELA Scale Score		2281	413.74	31.02	0.90
Language Scale Score	45	2281	412.74	32.85	0.82
Research to Build and Present Knowledge Domain ¹	5	2281	1.82	0.85	.
Production and Distribution of Writing Domain ¹	5	2281	1.79	0.93	.
Text Types and Purposes Domain	12	2281	4.87	1.96	0.48
Conventions of Standard English / Knowledge of Language Domain	19	2281	7.62	2.96	0.57
Vocabulary Acquisition and Use Domain	4	2281	2.61	1.25	0.57

¹ The score for this domain comes from a single 5-point rubric.

Asian Students

Score	N Points	N	Mean	S.D.	Alpha
ELA Scale Score		869	442.72	34.71	0.92
Language Scale Score	45	869	442.27	35.85	0.85
Research to Build and Present Knowledge Domain ¹	5	869	2.33	0.91	.
Production and Distribution of Writing Domain ¹	5	869	2.34	0.99	.
Text Types and Purposes Domain	12	869	6.36	2.03	0.51
Conventions of Standard English / Knowledge of Language Domain	19	869	10.27	3.51	0.71
Vocabulary Acquisition and Use Domain	4	869	3.26	0.99	0.54

¹ The score for this domain comes from a single 5-point rubric.

**2021 ISASP Summary Statistics
Grade 04 Language / Writing - Combined**

American Indian/Alaskan Native Students

Score	N Points	N	Mean	S.D.	Alpha
ELA Scale Score		143	417.26	31.16	0.90
Language Scale Score	45	143	416.79	32.42	0.81
Research to Build and Present Knowledge Domain ¹	5	143	1.87	0.89	.
Production and Distribution of Writing Domain ¹	5	143	1.87	1.00	.
Text Types and Purposes Domain	12	143	5.10	2.05	0.51
Conventions of Standard English / Knowledge of Language Domain	19	143	7.89	2.83	0.52
Vocabulary Acquisition and Use Domain	4	143	2.78	1.12	0.47

¹ The score for this domain comes from a single 5-point rubric.

Native Hawaiian/Pacific Islander Students

Score	N Points	N	Mean	S.D.	Alpha
ELA Scale Score		163	411.85	31.42	0.91
Language Scale Score	45	163	414.20	34.14	0.83
Research to Build and Present Knowledge Domain ¹	5	163	1.85	0.89	.
Production and Distribution of Writing Domain ¹	5	163	1.97	1.00	.
Text Types and Purposes Domain	12	163	4.99	2.13	0.57
Conventions of Standard English / Knowledge of Language Domain	19	163	7.63	2.99	0.56
Vocabulary Acquisition and Use Domain	4	163	2.57	1.24	0.56

¹ The score for this domain comes from a single 5-point rubric.

Multi-Racial Students

Score	N Points	N	Mean	S.D.	Alpha
ELA Scale Score		1500	431.83	32.83	0.91
Language Scale Score	45	1500	430.88	34.49	0.84
Research to Build and Present Knowledge Domain ¹	5	1500	2.15	0.87	.
Production and Distribution of Writing Domain ¹	5	1500	2.10	0.98	.
Text Types and Purposes Domain	12	1500	5.73	2.01	0.50
Conventions of Standard English / Knowledge of Language Domain	19	1500	9.23	3.27	0.65
Vocabulary Acquisition and Use Domain	4	1500	3.10	1.08	0.54

¹ The score for this domain comes from a single 5-point rubric.

**2021 ISASP Summary Statistics
Grade 04 Language / Writing - Combined**

Hispanic Students

Score	N Points	N	Mean	S.D.	Alpha
ELA Scale Score		4118	422.66	31.59	0.91
Language Scale Score	45	4118	422.64	33.25	0.83
Research to Build and Present Knowledge Domain ¹	5	4118	2.03	0.85	.
Production and Distribution of Writing Domain ¹	5	4118	2.00	0.95	.
Text Types and Purposes Domain	12	4118	5.34	1.93	0.46
Conventions of Standard English / Knowledge of Language Domain	19	4118	8.45	3.14	0.62
Vocabulary Acquisition and Use Domain	4	4118	2.85	1.17	0.55

¹ The score for this domain comes from a single 5-point rubric.

English Language Learner (ELL) Students

Score	N Points	N	Mean	S.D.	Alpha
ELA Scale Score		2131	401.34	24.21	0.86
Language Scale Score	45	2131	402.55	27.75	0.77
Research to Build and Present Knowledge Domain ¹	5	2131	1.66	0.77	.
Production and Distribution of Writing Domain ¹	5	2131	1.65	0.85	.
Text Types and Purposes Domain	12	2131	4.38	1.77	0.39
Conventions of Standard English / Knowledge of Language Domain	19	2131	6.77	2.56	0.45
Vocabulary Acquisition and Use Domain	4	2131	2.21	1.23	0.47

¹ The score for this domain comes from a single 5-point rubric.

Students with Free or Reduced Lunch (FRL)

Score	N Points	N	Mean	S.D.	Alpha
ELA Scale Score		14587	422.99	31.68	0.91
Language Scale Score	45	14587	422.61	33.52	0.83
Research to Build and Present Knowledge Domain ¹	5	14587	2.02	0.85	.
Production and Distribution of Writing Domain ¹	5	14587	1.97	0.95	.
Text Types and Purposes Domain	12	14587	5.33	1.97	0.48
Conventions of Standard English / Knowledge of Language Domain	19	14587	8.49	3.14	0.62
Vocabulary Acquisition and Use Domain	4	14587	2.86	1.16	0.54

¹ The score for this domain comes from a single 5-point rubric.

**2021 ISASP Summary Statistics
Grade 04 Language / Writing - Combined**

Students with an Individual Education Plan (IEP)

Score	N Points	N	Mean	S.D.	Alpha
ELA Scale Score		4724	402.26	28.02	0.89
Language Scale Score	45	4724	402.50	29.78	0.80
Research to Build and Present Knowledge Domain ¹	5	4724	1.64	0.78	.
Production and Distribution of Writing Domain ¹	5	4724	1.53	0.82	.
Text Types and Purposes Domain	12	4724	4.32	1.87	0.45
Conventions of Standard English / Knowledge of Language Domain	19	4724	6.84	2.78	0.54
Vocabulary Acquisition and Use Domain	4	4724	2.34	1.25	0.52

¹ The score for this domain comes from a single 5-point rubric.

**2021 ISASP Summary Statistics
Grade 04 Language / Writing - Online**

Total Students

Score	N Points	N	Mean	S.D.	Alpha
ELA Scale Score		33067	436.52	33.52	0.92
Language Scale Score	45	33067	435.93	34.98	0.85
Research to Build and Present Knowledge Domain ¹	5	33067	2.26	0.87	.
Production and Distribution of Writing Domain ¹	5	33067	2.22	0.98	.
Text Types and Purposes Domain	12	33067	6.00	2.03	0.51
Conventions of Standard English / Knowledge of Language Domain	19	33067	9.69	3.34	0.67
Vocabulary Acquisition and Use Domain	4	33067	3.14	1.05	0.53

¹ The score for this domain comes from a single 5-point rubric.

Female Students

Score	N Points	N	Mean	S.D.	Alpha
ELA Scale Score		16147	440.13	33.34	0.92
Language Scale Score	45	16147	441.48	34.64	0.85
Research to Build and Present Knowledge Domain ¹	5	16147	2.40	0.85	.
Production and Distribution of Writing Domain ¹	5	16147	2.37	0.97	.
Text Types and Purposes Domain	12	16147	6.28	2.02	0.52
Conventions of Standard English / Knowledge of Language Domain	19	16147	10.13	3.33	0.68
Vocabulary Acquisition and Use Domain	4	16147	3.22	1.00	0.52

¹ The score for this domain comes from a single 5-point rubric.

Male Students

Score	N Points	N	Mean	S.D.	Alpha
ELA Scale Score		16920	433.08	33.33	0.92
Language Scale Score	45	16920	430.64	34.47	0.84
Research to Build and Present Knowledge Domain ¹	5	16920	2.12	0.86	.
Production and Distribution of Writing Domain ¹	5	16920	2.07	0.97	.
Text Types and Purposes Domain	12	16920	5.72	2.00	0.50
Conventions of Standard English / Knowledge of Language Domain	19	16920	9.27	3.29	0.66
Vocabulary Acquisition and Use Domain	4	16920	3.08	1.09	0.55

¹ The score for this domain comes from a single 5-point rubric.

**2021 ISASP Summary Statistics
Grade 04 Language / Writing - Online**

White Students

Score	N Points	N	Mean	S.D.	Alpha
ELA Scale Score		24333	441.22	32.39	0.91
Language Scale Score	45	24333	440.58	33.85	0.84
Research to Build and Present Knowledge Domain ¹	5	24333	2.34	0.85	.
Production and Distribution of Writing Domain ¹	5	24333	2.30	0.97	.
Text Types and Purposes Domain	12	24333	6.22	1.98	0.50
Conventions of Standard English / Knowledge of Language Domain	19	24333	10.11	3.27	0.67
Vocabulary Acquisition and Use Domain	4	24333	3.25	0.98	0.50

¹ The score for this domain comes from a single 5-point rubric.

Black/African American Students

Score	N Points	N	Mean	S.D.	Alpha
ELA Scale Score		2208	413.55	31.07	0.90
Language Scale Score	45	2208	412.53	32.94	0.83
Research to Build and Present Knowledge Domain ¹	5	2208	1.81	0.85	.
Production and Distribution of Writing Domain ¹	5	2208	1.78	0.93	.
Text Types and Purposes Domain	12	2208	4.85	1.96	0.48
Conventions of Standard English / Knowledge of Language Domain	19	2208	7.62	2.97	0.58
Vocabulary Acquisition and Use Domain	4	2208	2.60	1.25	0.58

¹ The score for this domain comes from a single 5-point rubric.

Asian Students

Score	N Points	N	Mean	S.D.	Alpha
ELA Scale Score		841	442.73	34.86	0.92
Language Scale Score	45	841	442.30	36.11	0.86
Research to Build and Present Knowledge Domain ¹	5	841	2.32	0.91	.
Production and Distribution of Writing Domain ¹	5	841	2.35	1.00	.
Text Types and Purposes Domain	12	841	6.36	2.03	0.52
Conventions of Standard English / Knowledge of Language Domain	19	841	10.27	3.53	0.71
Vocabulary Acquisition and Use Domain	4	841	3.25	0.99	0.53

¹ The score for this domain comes from a single 5-point rubric.

**2021 ISASP Summary Statistics
Grade 04 Language / Writing - Online**

American Indian/Alaskan Native Students

Score	N Points	N	Mean	S.D.	Alpha
ELA Scale Score		134	418.29	31.37	0.91
Language Scale Score	45	134	417.66	32.70	0.81
Research to Build and Present Knowledge Domain ¹	5	134	1.90	0.90	.
Production and Distribution of Writing Domain ¹	5	134	1.90	1.01	.
Text Types and Purposes Domain	12	134	5.10	2.08	0.53
Conventions of Standard English / Knowledge of Language Domain	19	134	8.01	2.82	0.52
Vocabulary Acquisition and Use Domain	4	134	2.79	1.14	0.50

¹ The score for this domain comes from a single 5-point rubric.

Native Hawaiian/Pacific Islander Students

Score	N Points	N	Mean	S.D.	Alpha
ELA Scale Score		158	411.67	31.64	0.91
Language Scale Score	45	158	413.97	34.30	0.83
Research to Build and Present Knowledge Domain ¹	5	158	1.85	0.88	.
Production and Distribution of Writing Domain ¹	5	158	1.97	1.00	.
Text Types and Purposes Domain	12	158	4.97	2.14	0.58
Conventions of Standard English / Knowledge of Language Domain	19	158	7.60	3.00	0.56
Vocabulary Acquisition and Use Domain	4	158	2.55	1.25	0.56

¹ The score for this domain comes from a single 5-point rubric.

Multi-Racial Students

Score	N Points	N	Mean	S.D.	Alpha
ELA Scale Score		1445	431.74	32.87	0.91
Language Scale Score	45	1445	430.75	34.57	0.84
Research to Build and Present Knowledge Domain ¹	5	1445	2.15	0.87	.
Production and Distribution of Writing Domain ¹	5	1445	2.11	0.99	.
Text Types and Purposes Domain	12	1445	5.72	2.01	0.50
Conventions of Standard English / Knowledge of Language Domain	19	1445	9.22	3.27	0.65
Vocabulary Acquisition and Use Domain	4	1445	3.09	1.08	0.54

¹ The score for this domain comes from a single 5-point rubric.

**2021 ISASP Summary Statistics
Grade 04 Language / Writing - Online**

Hispanic Students

Score	N Points	N	Mean	S.D.	Alpha
ELA Scale Score		3948	422.49	31.57	0.91
Language Scale Score	45	3948	422.45	33.30	0.83
Research to Build and Present Knowledge Domain ¹	5	3948	2.03	0.85	.
Production and Distribution of Writing Domain ¹	5	3948	2.00	0.95	.
Text Types and Purposes Domain	12	3948	5.33	1.93	0.46
Conventions of Standard English / Knowledge of Language Domain	19	3948	8.45	3.14	0.62
Vocabulary Acquisition and Use Domain	4	3948	2.84	1.17	0.55

¹ The score for this domain comes from a single 5-point rubric.

English Language Learner (ELL) Students

Score	N Points	N	Mean	S.D.	Alpha
ELA Scale Score		2053	401.09	24.04	0.86
Language Scale Score	45	2053	402.23	27.60	0.76
Research to Build and Present Knowledge Domain ¹	5	2053	1.65	0.77	.
Production and Distribution of Writing Domain ¹	5	2053	1.64	0.86	.
Text Types and Purposes Domain	12	2053	4.35	1.76	0.38
Conventions of Standard English / Knowledge of Language Domain	19	2053	6.76	2.55	0.44
Vocabulary Acquisition and Use Domain	4	2053	2.20	1.22	0.46

¹ The score for this domain comes from a single 5-point rubric.

Students with Free or Reduced Lunch (FRL)

Score	N Points	N	Mean	S.D.	Alpha
ELA Scale Score		13772	422.71	31.66	0.91
Language Scale Score	45	13772	422.35	33.55	0.83
Research to Build and Present Knowledge Domain ¹	5	13772	2.01	0.85	.
Production and Distribution of Writing Domain ¹	5	13772	1.97	0.96	.
Text Types and Purposes Domain	12	13772	5.32	1.96	0.48
Conventions of Standard English / Knowledge of Language Domain	19	13772	8.48	3.14	0.62
Vocabulary Acquisition and Use Domain	4	13772	2.85	1.16	0.54

¹ The score for this domain comes from a single 5-point rubric.

**2021 ISASP Summary Statistics
Grade 04 Language / Writing - Online**

Students with an Individual Education Plan (IEP)

Score	N Points	N	Mean	S.D.	Alpha
ELA Scale Score		4252	401.78	28.21	0.89
Language Scale Score	45	4252	401.92	29.90	0.80
Research to Build and Present Knowledge Domain ¹	5	4252	1.62	0.77	.
Production and Distribution of Writing Domain ¹	5	4252	1.52	0.82	.
Text Types and Purposes Domain	12	4252	4.29	1.86	0.46
Conventions of Standard English / Knowledge of Language Domain	19	4252	6.84	2.80	0.54
Vocabulary Acquisition and Use Domain	4	4252	2.30	1.25	0.51

¹ The score for this domain comes from a single 5-point rubric.

**2021 ISASP Summary Statistics
Grade 04 Language / Writing - Paper**

Total Students

Score	N Points	N	Mean	S.D.	Alpha
ELA Scale Score		2460	440.40	32.67	0.92
Language Scale Score	45	2460	439.56	33.80	0.85
Research to Build and Present Knowledge Domain ¹	5	2460	2.42	0.87	.
Production and Distribution of Writing Domain ¹	5	2460	2.23	0.86	.
Text Types and Purposes Domain	12	2460	6.32	2.07	0.53
Conventions of Standard English / Knowledge of Language Domain	19	2460	9.72	3.29	0.69
Vocabulary Acquisition and Use Domain	4	2460	3.34	0.94	0.53

¹ The score for this domain comes from a single 5-point rubric.

Female Students

Score	N Points	N	Mean	S.D.	Alpha
ELA Scale Score		1173	444.17	32.63	0.92
Language Scale Score	45	1173	445.79	33.38	0.84
Research to Build and Present Knowledge Domain ¹	5	1173	2.57	0.88	.
Production and Distribution of Writing Domain ¹	5	1173	2.39	0.86	.
Text Types and Purposes Domain	12	1173	6.69	2.03	0.52
Conventions of Standard English / Knowledge of Language Domain	19	1173	10.21	3.26	0.68
Vocabulary Acquisition and Use Domain	4	1173	3.39	0.91	0.52

¹ The score for this domain comes from a single 5-point rubric.

Male Students

Score	N Points	N	Mean	S.D.	Alpha
ELA Scale Score		1287	436.96	32.33	0.92
Language Scale Score	45	1287	433.89	33.19	0.84
Research to Build and Present Knowledge Domain ¹	5	1287	2.29	0.84	.
Production and Distribution of Writing Domain ¹	5	1287	2.07	0.82	.
Text Types and Purposes Domain	12	1287	5.98	2.04	0.51
Conventions of Standard English / Knowledge of Language Domain	19	1287	9.28	3.26	0.68
Vocabulary Acquisition and Use Domain	4	1287	3.29	0.97	0.54

¹ The score for this domain comes from a single 5-point rubric.

**2021 ISASP Summary Statistics
Grade 04 Language / Writing - Paper**

White Students

Score	N Points	N	Mean	S.D.	Alpha
ELA Scale Score		2120	442.56	32.33	0.92
Language Scale Score	45	2120	441.58	33.71	0.85
Research to Build and Present Knowledge Domain ¹	5	2120	2.47	0.87	.
Production and Distribution of Writing Domain ¹	5	2120	2.26	0.86	.
Text Types and Purposes Domain	12	2120	6.42	2.08	0.54
Conventions of Standard English / Knowledge of Language Domain	19	2120	9.91	3.28	0.69
Vocabulary Acquisition and Use Domain	4	2120	3.37	0.92	0.52

¹ The score for this domain comes from a single 5-point rubric.

Black/African American Students

Score	N Points	N	Mean	S.D.	Alpha
ELA Scale Score		73	419.55	29.17	0.90
Language Scale Score	45	73	419.14	29.47	0.80
Research to Build and Present Knowledge Domain ¹	5	73	2.04	0.87	.
Production and Distribution of Writing Domain ¹	5	73	1.92	0.80	.
Text Types and Purposes Domain	12	73	5.21	1.86	0.41
Conventions of Standard English / Knowledge of Language Domain	19	73	7.75	2.70	0.52
Vocabulary Acquisition and Use Domain	4	73	3.04	1.09	0.50

¹ The score for this domain comes from a single 5-point rubric.

Asian Students

Score	N Points	N	Mean	S.D.	Alpha
ELA Scale Score		28	442.46	30.21	0.90
Language Scale Score	45	28	441.39	27.31	0.76
Research to Build and Present Knowledge Domain ¹	5	28	2.39	0.88	.
Production and Distribution of Writing Domain ¹	5	28	2.18	0.72	.
Text Types and Purposes Domain	12	28	6.18	1.81	0.44
Conventions of Standard English / Knowledge of Language Domain	19	28	10.25	2.70	0.50
Vocabulary Acquisition and Use Domain	4	28	3.39	1.03	0.68

¹ The score for this domain comes from a single 5-point rubric.

**2021 ISASP Summary Statistics
Grade 04 Language / Writing - Paper**

American Indian/Alaskan Native Students¹

Score	N Points	N	Mean	S.D.	Alpha
ELA Scale Score		--	--	--	--
Language Scale Score	45	--	--	--	--
Research to Build and Present Knowledge Domain	5	--	--	--	--
Production and Distribution of Writing Domain	5	--	--	--	--
Text Types and Purposes Domain	12	--	--	--	--
Conventions of Standard English / Knowledge of Language Domain	19	--	--	--	--
Vocabulary Acquisition and Use Domain	4	--	--	--	--

¹ The cells containing '--' are due to counts too small to report.

Native Hawaiian/Pacific Islander Students¹

Score	N Points	N	Mean	S.D.	Alpha
ELA Scale Score		--	--	--	--
Language Scale Score	45	--	--	--	--
Research to Build and Present Knowledge Domain	5	--	--	--	--
Production and Distribution of Writing Domain	5	--	--	--	--
Text Types and Purposes Domain	12	--	--	--	--
Conventions of Standard English / Knowledge of Language Domain	19	--	--	--	--
Vocabulary Acquisition and Use Domain	4	--	--	--	--

¹ The cells containing '--' are due to counts too small to report.

Multi-Racial Students

Score	N Points	N	Mean	S.D.	Alpha
ELA Scale Score		55	434.16	31.87	0.91
Language Scale Score	45	55	434.16	32.27	0.82
Research to Build and Present Knowledge Domain ¹	5	55	2.22	0.88	.
Production and Distribution of Writing Domain ¹	5	55	1.95	0.87	.
Text Types and Purposes Domain	12	55	6.00	1.88	0.37
Conventions of Standard English / Knowledge of Language Domain	19	55	9.51	3.29	0.68
Vocabulary Acquisition and Use Domain	4	55	3.31	0.98	0.62

¹ The score for this domain comes from a single 5-point rubric.

**2021 ISASP Summary Statistics
Grade 04 Language / Writing - Paper**

Hispanic Students

Score	N Points	N	Mean	S.D.	Alpha
ELA Scale Score		170	426.76	31.71	0.92
Language Scale Score	45	170	426.99	31.88	0.83
Research to Build and Present Knowledge Domain ¹	5	170	2.22	0.80	.
Production and Distribution of Writing Domain ¹	5	170	2.02	0.79	.
Text Types and Purposes Domain	12	170	5.73	1.92	0.43
Conventions of Standard English / Knowledge of Language Domain	19	170	8.46	3.11	0.66
Vocabulary Acquisition and Use Domain	4	170	3.13	1.12	0.62

¹ The score for this domain comes from a single 5-point rubric.

English Language Learner (ELL) Students

Score	N Points	N	Mean	S.D.	Alpha
ELA Scale Score		78	408.09	27.75	0.89
Language Scale Score	45	78	410.85	30.30	0.81
Research to Build and Present Knowledge Domain ¹	5	78	1.88	0.84	.
Production and Distribution of Writing Domain ¹	5	78	1.81	0.74	.
Text Types and Purposes Domain	12	78	4.99	1.92	0.47
Conventions of Standard English / Knowledge of Language Domain	19	78	7.09	2.84	0.60
Vocabulary Acquisition and Use Domain	4	78	2.56	1.32	0.65

¹ The score for this domain comes from a single 5-point rubric.

Students with Free or Reduced Lunch (FRL)

Score	N Points	N	Mean	S.D.	Alpha
ELA Scale Score		815	427.77	31.76	0.91
Language Scale Score	45	815	426.99	32.75	0.84
Research to Build and Present Knowledge Domain ¹	5	815	2.18	0.83	.
Production and Distribution of Writing Domain ¹	5	815	1.97	0.80	.
Text Types and Purposes Domain	12	815	5.63	1.99	0.48
Conventions of Standard English / Knowledge of Language Domain	19	815	8.64	3.16	0.66
Vocabulary Acquisition and Use Domain	4	815	3.12	1.09	0.58

¹ The score for this domain comes from a single 5-point rubric.

**2021 ISASP Summary Statistics
Grade 04 Language / Writing - Paper**

Students with an Individual Education Plan (IEP)

Score	N Points	N	Mean	S.D.	Alpha
ELA Scale Score		472	406.57	25.93	0.88
Language Scale Score	45	472	407.69	28.15	0.78
Research to Build and Present Knowledge Domain ¹	5	472	1.87	0.80	.
Production and Distribution of Writing Domain ¹	5	472	1.66	0.76	.
Text Types and Purposes Domain	12	472	4.62	1.85	0.41
Conventions of Standard English / Knowledge of Language Domain	19	472	6.83	2.58	0.49
Vocabulary Acquisition and Use Domain	4	472	2.74	1.21	0.57

¹ The score for this domain comes from a single 5-point rubric.

**2021 ISASP Summary Statistics
Grade 05 Language / Writing - Combined**

Total Students

Score	N Points	N	Mean	S.D.	Alpha
ELA Scale Score		36642	453.70	39.46	0.92
Language Scale Score	46	36642	449.42	44.11	0.85
Research to Build and Present Knowledge Domain ¹	5	36642	2.35	0.90	.
Production and Distribution of Writing Domain ¹	5	36642	2.23	0.89	.
Text Types and Purposes Domain	12	36642	4.95	2.09	0.51
Conventions of Standard English / Knowledge of Language Domain	19	36642	9.97	3.46	0.70
Vocabulary Acquisition and Use Domain	5	36642	3.62	1.20	0.46

¹ The score for this domain comes from a single 5-point rubric.

Female Students

Score	N Points	N	Mean	S.D.	Alpha
ELA Scale Score		17962	457.36	39.21	0.92
Language Scale Score	46	17962	455.49	44.14	0.85
Research to Build and Present Knowledge Domain ¹	5	17962	2.50	0.89	.
Production and Distribution of Writing Domain ¹	5	17962	2.38	0.89	.
Text Types and Purposes Domain	12	17962	5.14	2.12	0.52
Conventions of Standard English / Knowledge of Language Domain	19	17962	10.45	3.44	0.71
Vocabulary Acquisition and Use Domain	5	17962	3.63	1.18	0.45

¹ The score for this domain comes from a single 5-point rubric.

Male Students

Score	N Points	N	Mean	S.D.	Alpha
ELA Scale Score		18680	450.19	39.38	0.92
Language Scale Score	46	18680	443.59	43.28	0.85
Research to Build and Present Knowledge Domain ¹	5	18680	2.20	0.89	.
Production and Distribution of Writing Domain ¹	5	18680	2.08	0.87	.
Text Types and Purposes Domain	12	18680	4.76	2.05	0.49
Conventions of Standard English / Knowledge of Language Domain	19	18680	9.50	3.41	0.69
Vocabulary Acquisition and Use Domain	5	18680	3.62	1.21	0.47

¹ The score for this domain comes from a single 5-point rubric.

**2021 ISASP Summary Statistics
Grade 05 Language / Writing - Combined**

White Students

Score	N Points	N	Mean	S.D.	Alpha
ELA Scale Score		27346	458.94	38.24	0.91
Language Scale Score	46	27346	455.04	42.95	0.84
Research to Build and Present Knowledge Domain ¹	5	27346	2.43	0.88	.
Production and Distribution of Writing Domain ¹	5	27346	2.31	0.88	.
Text Types and Purposes Domain	12	27346	5.18	2.08	0.50
Conventions of Standard English / Knowledge of Language Domain	19	27346	10.35	3.39	0.70
Vocabulary Acquisition and Use Domain	5	27346	3.75	1.13	0.43

¹ The score for this domain comes from a single 5-point rubric.

Black/African American Students

Score	N Points	N	Mean	S.D.	Alpha
ELA Scale Score		2314	427.40	35.89	0.90
Language Scale Score	46	2314	420.51	40.02	0.82
Research to Build and Present Knowledge Domain ¹	5	2314	1.90	0.89	.
Production and Distribution of Writing Domain ¹	5	2314	1.79	0.87	.
Text Types and Purposes Domain	12	2314	3.78	1.81	0.39
Conventions of Standard English / Knowledge of Language Domain	19	2314	7.94	3.15	0.63
Vocabulary Acquisition and Use Domain	5	2314	2.99	1.29	0.41

¹ The score for this domain comes from a single 5-point rubric.

Asian Students

Score	N Points	N	Mean	S.D.	Alpha
ELA Scale Score		824	461.94	41.03	0.92
Language Scale Score	46	824	458.38	46.02	0.86
Research to Build and Present Knowledge Domain ¹	5	824	2.58	0.93	.
Production and Distribution of Writing Domain ¹	5	824	2.47	0.93	.
Text Types and Purposes Domain	12	824	5.28	2.23	0.58
Conventions of Standard English / Knowledge of Language Domain	19	824	10.58	3.50	0.71
Vocabulary Acquisition and Use Domain	5	824	3.65	1.18	0.44

¹ The score for this domain comes from a single 5-point rubric.

**2021 ISASP Summary Statistics
Grade 05 Language / Writing - Combined**

American Indian/Alaskan Native Students

Score	N Points	N	Mean	S.D.	Alpha
ELA Scale Score		147	437.95	35.46	0.90
Language Scale Score	46	147	430.25	39.70	0.81
Research to Build and Present Knowledge Domain ¹	5	147	2.10	0.96	.
Production and Distribution of Writing Domain ¹	5	147	1.96	0.91	.
Text Types and Purposes Domain	12	147	4.08	1.82	0.34
Conventions of Standard English / Knowledge of Language Domain	19	147	8.61	3.17	0.62
Vocabulary Acquisition and Use Domain	5	147	3.18	1.32	0.47

¹ The score for this domain comes from a single 5-point rubric.

Native Hawaiian/Pacific Islander Students

Score	N Points	N	Mean	S.D.	Alpha
ELA Scale Score		158	419.28	33.32	0.89
Language Scale Score	46	158	413.63	39.04	0.81
Research to Build and Present Knowledge Domain ¹	5	158	1.75	0.92	.
Production and Distribution of Writing Domain ¹	5	158	1.69	0.94	.
Text Types and Purposes Domain	12	158	3.44	1.73	0.34
Conventions of Standard English / Knowledge of Language Domain	19	158	7.68	2.93	0.56
Vocabulary Acquisition and Use Domain	5	158	2.66	1.33	0.40

¹ The score for this domain comes from a single 5-point rubric.

Multi-Racial Students

Score	N Points	N	Mean	S.D.	Alpha
ELA Scale Score		1637	447.66	40.53	0.92
Language Scale Score	46	1637	441.89	45.26	0.86
Research to Build and Present Knowledge Domain ¹	5	1637	2.23	0.95	.
Production and Distribution of Writing Domain ¹	5	1637	2.11	0.93	.
Text Types and Purposes Domain	12	1637	4.61	2.10	0.51
Conventions of Standard English / Knowledge of Language Domain	19	1637	9.42	3.55	0.71
Vocabulary Acquisition and Use Domain	5	1637	3.49	1.24	0.46

¹ The score for this domain comes from a single 5-point rubric.

**2021 ISASP Summary Statistics
Grade 05 Language / Writing - Combined**

Hispanic Students

Score	N Points	N	Mean	S.D.	Alpha
ELA Scale Score		4216	436.74	36.93	0.91
Language Scale Score	46	4216	432.02	40.94	0.83
Research to Build and Present Knowledge Domain ¹	5	4216	2.10	0.88	.
Production and Distribution of Writing Domain ¹	5	4216	1.98	0.85	.
Text Types and Purposes Domain	12	4216	4.20	1.85	0.40
Conventions of Standard English / Knowledge of Language Domain	19	4216	8.77	3.26	0.66
Vocabulary Acquisition and Use Domain	5	4216	3.22	1.27	0.43

¹ The score for this domain comes from a single 5-point rubric.

English Language Learner (ELL) Students

Score	N Points	N	Mean	S.D.	Alpha
ELA Scale Score		1774	408.27	24.44	0.83
Language Scale Score	46	1774	402.99	28.89	0.69
Research to Build and Present Knowledge Domain ¹	5	1774	1.62	0.78	.
Production and Distribution of Writing Domain ¹	5	1774	1.51	0.73	.
Text Types and Purposes Domain	12	1774	3.14	1.37	0.07
Conventions of Standard English / Knowledge of Language Domain	19	1774	6.75	2.46	0.41
Vocabulary Acquisition and Use Domain	5	1774	2.53	1.23	0.28

¹ The score for this domain comes from a single 5-point rubric.

Students with Free or Reduced Lunch (FRL)

Score	N Points	N	Mean	S.D.	Alpha
ELA Scale Score		14937	437.19	36.41	0.90
Language Scale Score	46	14937	431.24	40.45	0.82
Research to Build and Present Knowledge Domain ¹	5	14937	2.06	0.87	.
Production and Distribution of Writing Domain ¹	5	14937	1.95	0.84	.
Text Types and Purposes Domain	12	14937	4.19	1.87	0.41
Conventions of Standard English / Knowledge of Language Domain	19	14937	8.70	3.24	0.65
Vocabulary Acquisition and Use Domain	5	14937	3.26	1.26	0.42

¹ The score for this domain comes from a single 5-point rubric.

**2021 ISASP Summary Statistics
Grade 05 Language / Writing - Combined**

Students with an Individual Education Plan (IEP)

Score	N Points	N	Mean	S.D.	Alpha
ELA Scale Score		4893	413.61	30.56	0.88
Language Scale Score	46	4893	407.12	34.04	0.77
Research to Build and Present Knowledge Domain ¹	5	4893	1.60	0.80	.
Production and Distribution of Writing Domain ¹	5	4893	1.51	0.75	.
Text Types and Purposes Domain	12	4893	3.44	1.62	0.29
Conventions of Standard English / Knowledge of Language Domain	19	4893	6.89	2.74	0.53
Vocabulary Acquisition and Use Domain	5	4893	2.78	1.31	0.40

¹ The score for this domain comes from a single 5-point rubric.

**2021 ISASP Summary Statistics
Grade 05 Language / Writing - Online**

Total Students

Score	N Points	N	Mean	S.D.	Alpha
ELA Scale Score		34473	453.37	39.55	0.92
Language Scale Score	46	34473	449.03	44.18	0.85
Research to Build and Present Knowledge Domain ¹	5	34473	2.33	0.90	.
Production and Distribution of Writing Domain ¹	5	34473	2.21	0.89	.
Text Types and Purposes Domain	12	34473	4.92	2.09	0.51
Conventions of Standard English / Knowledge of Language Domain	19	34473	9.96	3.46	0.70
Vocabulary Acquisition and Use Domain	5	34473	3.62	1.20	0.46

¹ The score for this domain comes from a single 5-point rubric.

Female Students

Score	N Points	N	Mean	S.D.	Alpha
ELA Scale Score		16911	457.00	39.28	0.92
Language Scale Score	46	16911	455.01	44.18	0.85
Research to Build and Present Knowledge Domain ¹	5	16911	2.49	0.89	.
Production and Distribution of Writing Domain ¹	5	16911	2.36	0.89	.
Text Types and Purposes Domain	12	16911	5.12	2.12	0.52
Conventions of Standard English / Knowledge of Language Domain	19	16911	10.44	3.44	0.71
Vocabulary Acquisition and Use Domain	5	16911	3.62	1.18	0.45

¹ The score for this domain comes from a single 5-point rubric.

Male Students

Score	N Points	N	Mean	S.D.	Alpha
ELA Scale Score		17562	449.88	39.51	0.92
Language Scale Score	46	17562	443.26	43.40	0.85
Research to Build and Present Knowledge Domain ¹	5	17562	2.19	0.89	.
Production and Distribution of Writing Domain ¹	5	17562	2.06	0.87	.
Text Types and Purposes Domain	12	17562	4.74	2.05	0.49
Conventions of Standard English / Knowledge of Language Domain	19	17562	9.50	3.42	0.69
Vocabulary Acquisition and Use Domain	5	17562	3.62	1.21	0.46

¹ The score for this domain comes from a single 5-point rubric.

**2021 ISASP Summary Statistics
Grade 05 Language / Writing - Online**

White Students

Score	N Points	N	Mean	S.D.	Alpha
ELA Scale Score		25474	458.71	38.34	0.91
Language Scale Score	46	25474	454.76	43.02	0.85
Research to Build and Present Knowledge Domain ¹	5	25474	2.42	0.88	.
Production and Distribution of Writing Domain ¹	5	25474	2.29	0.88	.
Text Types and Purposes Domain	12	25474	5.17	2.08	0.50
Conventions of Standard English / Knowledge of Language Domain	19	25474	10.36	3.40	0.70
Vocabulary Acquisition and Use Domain	5	25474	3.75	1.13	0.43

¹ The score for this domain comes from a single 5-point rubric.

Black/African American Students

Score	N Points	N	Mean	S.D.	Alpha
ELA Scale Score		2260	427.30	35.85	0.90
Language Scale Score	46	2260	420.34	39.97	0.82
Research to Build and Present Knowledge Domain ¹	5	2260	1.89	0.89	.
Production and Distribution of Writing Domain ¹	5	2260	1.78	0.87	.
Text Types and Purposes Domain	12	2260	3.77	1.81	0.39
Conventions of Standard English / Knowledge of Language Domain	19	2260	7.94	3.16	0.63
Vocabulary Acquisition and Use Domain	5	2260	2.99	1.29	0.41

¹ The score for this domain comes from a single 5-point rubric.

Asian Students

Score	N Points	N	Mean	S.D.	Alpha
ELA Scale Score		795	462.14	41.04	0.92
Language Scale Score	46	795	458.59	46.14	0.87
Research to Build and Present Knowledge Domain ¹	5	795	2.58	0.93	.
Production and Distribution of Writing Domain ¹	5	795	2.46	0.94	.
Text Types and Purposes Domain	12	795	5.28	2.25	0.59
Conventions of Standard English / Knowledge of Language Domain	19	795	10.61	3.49	0.71
Vocabulary Acquisition and Use Domain	5	795	3.66	1.18	0.45

¹ The score for this domain comes from a single 5-point rubric.

**2021 ISASP Summary Statistics
Grade 05 Language / Writing - Online**

American Indian/Alaskan Native Students

Score	N Points	N	Mean	S.D.	Alpha
ELA Scale Score		138	438.78	35.87	0.90
Language Scale Score	46	138	431.29	40.10	0.81
Research to Build and Present Knowledge Domain ¹	5	138	2.12	0.96	.
Production and Distribution of Writing Domain ¹	5	138	1.96	0.91	.
Text Types and Purposes Domain	12	138	4.09	1.83	0.35
Conventions of Standard English / Knowledge of Language Domain	19	138	8.73	3.15	0.61
Vocabulary Acquisition and Use Domain	5	138	3.23	1.31	0.47

¹ The score for this domain comes from a single 5-point rubric.

Native Hawaiian/Pacific Islander Students

Score	N Points	N	Mean	S.D.	Alpha
ELA Scale Score		155	419.32	33.55	0.89
Language Scale Score	46	155	413.64	39.24	0.81
Research to Build and Present Knowledge Domain ¹	5	155	1.75	0.92	.
Production and Distribution of Writing Domain ¹	5	155	1.68	0.94	.
Text Types and Purposes Domain	12	155	3.43	1.74	0.35
Conventions of Standard English / Knowledge of Language Domain	19	155	7.70	2.95	0.56
Vocabulary Acquisition and Use Domain	5	155	2.67	1.34	0.41

¹ The score for this domain comes from a single 5-point rubric.

Multi-Racial Students

Score	N Points	N	Mean	S.D.	Alpha
ELA Scale Score		1570	447.84	40.68	0.92
Language Scale Score	46	1570	442.15	45.40	0.86
Research to Build and Present Knowledge Domain ¹	5	1570	2.23	0.96	.
Production and Distribution of Writing Domain ¹	5	1570	2.10	0.93	.
Text Types and Purposes Domain	12	1570	4.62	2.11	0.52
Conventions of Standard English / Knowledge of Language Domain	19	1570	9.46	3.56	0.71
Vocabulary Acquisition and Use Domain	5	1570	3.50	1.23	0.46

¹ The score for this domain comes from a single 5-point rubric.

**2021 ISASP Summary Statistics
Grade 05 Language / Writing - Online**

Hispanic Students

Score	N Points	N	Mean	S.D.	Alpha
ELA Scale Score		4081	436.70	37.00	0.91
Language Scale Score	46	4081	431.87	40.99	0.83
Research to Build and Present Knowledge Domain ¹	5	4081	2.10	0.87	.
Production and Distribution of Writing Domain ¹	5	4081	1.97	0.85	.
Text Types and Purposes Domain	12	4081	4.18	1.85	0.40
Conventions of Standard English / Knowledge of Language Domain	19	4081	8.78	3.27	0.66
Vocabulary Acquisition and Use Domain	5	4081	3.23	1.27	0.44

¹ The score for this domain comes from a single 5-point rubric.

English Language Learner (ELL) Students

Score	N Points	N	Mean	S.D.	Alpha
ELA Scale Score		1719	408.01	24.07	0.83
Language Scale Score	46	1719	402.57	28.44	0.68
Research to Build and Present Knowledge Domain ¹	5	1719	1.60	0.76	.
Production and Distribution of Writing Domain ¹	5	1719	1.49	0.72	.
Text Types and Purposes Domain	12	1719	3.11	1.35	0.05
Conventions of Standard English / Knowledge of Language Domain	19	1719	6.74	2.45	0.41
Vocabulary Acquisition and Use Domain	5	1719	2.53	1.24	0.28

¹ The score for this domain comes from a single 5-point rubric.

Students with Free or Reduced Lunch (FRL)

Score	N Points	N	Mean	S.D.	Alpha
ELA Scale Score		14241	436.80	36.39	0.90
Language Scale Score	46	14241	430.82	40.41	0.82
Research to Build and Present Knowledge Domain ¹	5	14241	2.05	0.87	.
Production and Distribution of Writing Domain ¹	5	14241	1.93	0.84	.
Text Types and Purposes Domain	12	14241	4.17	1.87	0.41
Conventions of Standard English / Knowledge of Language Domain	19	14241	8.68	3.24	0.65
Vocabulary Acquisition and Use Domain	5	14241	3.26	1.25	0.42

¹ The score for this domain comes from a single 5-point rubric.

**2021 ISASP Summary Statistics
Grade 05 Language / Writing - Online**

Students with an Individual Education Plan (IEP)

Score	N Points	N	Mean	S.D.	Alpha
ELA Scale Score		4522	412.93	30.59	0.88
Language Scale Score	46	4522	406.39	34.06	0.77
Research to Build and Present Knowledge Domain ¹	5	4522	1.57	0.79	.
Production and Distribution of Writing Domain ¹	5	4522	1.47	0.74	.
Text Types and Purposes Domain	12	4522	3.40	1.63	0.31
Conventions of Standard English / Knowledge of Language Domain	19	4522	6.87	2.74	0.53
Vocabulary Acquisition and Use Domain	5	4522	2.78	1.31	0.40

¹ The score for this domain comes from a single 5-point rubric.

**2021 ISASP Summary Statistics
Grade 05 Language / Writing - Paper**

Total Students

Score	N Points	N	Mean	S.D.	Alpha
ELA Scale Score		2169	458.90	37.54	0.91
Language Scale Score	46	2169	455.74	42.48	0.84
Research to Build and Present Knowledge Domain ¹	5	2169	2.57	0.90	.
Production and Distribution of Writing Domain ¹	5	2169	2.54	0.86	.
Text Types and Purposes Domain	12	2169	5.28	2.05	0.49
Conventions of Standard English / Knowledge of Language Domain	19	2169	10.05	3.37	0.69
Vocabulary Acquisition and Use Domain	5	2169	3.69	1.19	0.47

¹ The score for this domain comes from a single 5-point rubric.

Female Students

Score	N Points	N	Mean	S.D.	Alpha
ELA Scale Score		1051	463.05	37.68	0.91
Language Scale Score	46	1051	463.24	42.66	0.84
Research to Build and Present Knowledge Domain ¹	5	1051	2.75	0.88	.
Production and Distribution of Writing Domain ¹	5	1051	2.73	0.84	.
Text Types and Purposes Domain	12	1051	5.51	2.06	0.50
Conventions of Standard English / Knowledge of Language Domain	19	1051	10.63	3.38	0.70
Vocabulary Acquisition and Use Domain	5	1051	3.73	1.15	0.44

¹ The score for this domain comes from a single 5-point rubric.

Male Students

Score	N Points	N	Mean	S.D.	Alpha
ELA Scale Score		1118	455.00	37.01	0.91
Language Scale Score	46	1118	448.70	41.10	0.83
Research to Build and Present Knowledge Domain ¹	5	1118	2.41	0.88	.
Production and Distribution of Writing Domain ¹	5	1118	2.36	0.84	.
Text Types and Purposes Domain	12	1118	5.06	2.02	0.49
Conventions of Standard English / Knowledge of Language Domain	19	1118	9.51	3.27	0.67
Vocabulary Acquisition and Use Domain	5	1118	3.65	1.22	0.49

¹ The score for this domain comes from a single 5-point rubric.

**2021 ISASP Summary Statistics
Grade 05 Language / Writing - Paper**

White Students

Score	N Points	N	Mean	S.D.	Alpha
ELA Scale Score		1872	462.02	36.73	0.91
Language Scale Score	46	1872	458.96	41.83	0.84
Research to Build and Present Knowledge Domain ¹	5	1872	2.62	0.88	.
Production and Distribution of Writing Domain ¹	5	1872	2.58	0.84	.
Text Types and Purposes Domain	12	1872	5.38	2.06	0.50
Conventions of Standard English / Knowledge of Language Domain	19	1872	10.30	3.34	0.69
Vocabulary Acquisition and Use Domain	5	1872	3.77	1.15	0.46

¹ The score for this domain comes from a single 5-point rubric.

Black/African American Students

Score	N Points	N	Mean	S.D.	Alpha
ELA Scale Score		54	431.81	37.43	0.91
Language Scale Score	46	54	427.54	42.21	0.83
Research to Build and Present Knowledge Domain ¹	5	54	2.02	1.00	.
Production and Distribution of Writing Domain ¹	5	54	2.04	0.97	.
Text Types and Purposes Domain	12	54	4.37	1.81	0.30
Conventions of Standard English / Knowledge of Language Domain	19	54	7.96	3.17	0.63
Vocabulary Acquisition and Use Domain	5	54	3.15	1.31	0.43

¹ The score for this domain comes from a single 5-point rubric.

Asian Students

Score	N Points	N	Mean	S.D.	Alpha
ELA Scale Score		29	456.28	41.11	0.91
Language Scale Score	46	29	452.83	42.98	0.84
Research to Build and Present Knowledge Domain ¹	5	29	2.59	0.95	.
Production and Distribution of Writing Domain ¹	5	29	2.69	0.81	.
Text Types and Purposes Domain	12	29	5.28	1.81	0.31
Conventions of Standard English / Knowledge of Language Domain	19	29	9.72	3.80	0.76
Vocabulary Acquisition and Use Domain	5	29	3.38	1.08	0.22

¹ The score for this domain comes from a single 5-point rubric.

**2021 ISASP Summary Statistics
Grade 05 Language / Writing - Paper**

American Indian/Alaskan Native Students¹

Score	N Points	N	Mean	S.D.	Alpha
ELA Scale Score		--	--	--	--
Language Scale Score	46	--	--	--	--
Research to Build and Present Knowledge Domain	5	--	--	--	--
Production and Distribution of Writing Domain	5	--	--	--	--
Text Types and Purposes Domain	12	--	--	--	--
Conventions of Standard English / Knowledge of Language Domain	19	--	--	--	--
Vocabulary Acquisition and Use Domain	5	--	--	--	--

¹ The cells containing '--' are due to counts too small to report.

Native Hawaiian/Pacific Islander Students¹

Score	N Points	N	Mean	S.D.	Alpha
ELA Scale Score		--	--	--	--
Language Scale Score	46	--	--	--	--
Research to Build and Present Knowledge Domain	5	--	--	--	--
Production and Distribution of Writing Domain	5	--	--	--	--
Text Types and Purposes Domain	12	--	--	--	--
Conventions of Standard English / Knowledge of Language Domain	19	--	--	--	--
Vocabulary Acquisition and Use Domain	5	--	--	--	--

¹ The cells containing '--' are due to counts too small to report.

Multi-Racial Students

Score	N Points	N	Mean	S.D.	Alpha
ELA Scale Score		67	443.33	36.99	0.91
Language Scale Score	46	67	435.76	41.66	0.84
Research to Build and Present Knowledge Domain ¹	5	67	2.37	0.87	.
Production and Distribution of Writing Domain ¹	5	67	2.25	0.86	.
Text Types and Purposes Domain	12	67	4.51	1.93	0.44
Conventions of Standard English / Knowledge of Language Domain	19	67	8.43	3.17	0.65
Vocabulary Acquisition and Use Domain	5	67	3.36	1.37	0.55

¹ The score for this domain comes from a single 5-point rubric.

**2021 ISASP Summary Statistics
Grade 05 Language / Writing - Paper**

Hispanic Students

Score	N Points	N	Mean	S.D.	Alpha
ELA Scale Score		135	437.95	34.92	0.90
Language Scale Score	46	135	436.67	39.43	0.80
Research to Build and Present Knowledge Domain ¹	5	135	2.36	0.97	.
Production and Distribution of Writing Domain ¹	5	135	2.33	0.90	.
Text Types and Purposes Domain	12	135	4.73	1.89	0.38
Conventions of Standard English / Knowledge of Language Domain	19	135	8.61	2.96	0.57
Vocabulary Acquisition and Use Domain	5	135	3.06	1.26	0.37

¹ The score for this domain comes from a single 5-point rubric.

English Language Learner (ELL) Students

Score	N Points	N	Mean	S.D.	Alpha
ELA Scale Score		55	416.24	33.21	0.85
Language Scale Score	46	55	416.29	38.53	0.79
Research to Build and Present Knowledge Domain ¹	5	55	2.04	1.00	.
Production and Distribution of Writing Domain ¹	5	55	2.09	0.93	.
Text Types and Purposes Domain	12	55	4.18	1.72	0.26
Conventions of Standard English / Knowledge of Language Domain	19	55	7.04	2.71	0.50
Vocabulary Acquisition and Use Domain	5	55	2.45	1.20	0.21

¹ The score for this domain comes from a single 5-point rubric.

Students with Free or Reduced Lunch (FRL)

Score	N Points	N	Mean	S.D.	Alpha
ELA Scale Score		696	445.01	36.13	0.91
Language Scale Score	46	696	439.85	40.18	0.82
Research to Build and Present Knowledge Domain ¹	5	696	2.32	0.87	.
Production and Distribution of Writing Domain ¹	5	696	2.29	0.83	.
Text Types and Purposes Domain	12	696	4.61	1.85	0.39
Conventions of Standard English / Knowledge of Language Domain	19	696	8.99	3.24	0.67
Vocabulary Acquisition and Use Domain	5	696	3.34	1.31	0.50

¹ The score for this domain comes from a single 5-point rubric.

**2021 ISASP Summary Statistics
Grade 05 Language / Writing - Paper**

Students with an Individual Education Plan (IEP)

Score	N Points	N	Mean	S.D.	Alpha
ELA Scale Score		371	421.86	29.03	0.87
Language Scale Score	46	371	416.06	32.46	0.75
Research to Build and Present Knowledge Domain ¹	5	371	1.99	0.81	.
Production and Distribution of Writing Domain ¹	5	371	1.94	0.75	.
Text Types and Purposes Domain	12	371	3.86	1.46	0.10
Conventions of Standard English / Knowledge of Language Domain	19	371	7.08	2.72	0.55
Vocabulary Acquisition and Use Domain	5	371	2.83	1.33	0.42

¹ The score for this domain comes from a single 5-point rubric.

**2021 ISASP Summary Statistics
Grade 06 Language / Writing - Combined**

Total Students

Score	N Points	N	Mean	S.D.	Alpha
ELA Scale Score		37057	482.78	42.40	0.92
Language Scale Score	47	37057	481.72	47.33	0.85
Research to Build and Present Knowledge Domain ¹	5	37057	2.57	0.94	.
Production and Distribution of Writing Domain ¹	5	37057	2.40	0.92	.
Text Types and Purposes Domain	14	37057	7.61	2.49	0.60
Conventions of Standard English / Knowledge of Language Domain	18	37057	9.59	3.18	0.68
Vocabulary Acquisition and Use Domain	5	37057	3.18	1.24	0.35

¹ The score for this domain comes from a single 5-point rubric.

Female Students

Score	N Points	N	Mean	S.D.	Alpha
ELA Scale Score		18065	489.08	41.33	0.92
Language Scale Score	47	18065	491.08	45.54	0.84
Research to Build and Present Knowledge Domain ¹	5	18065	2.79	0.89	.
Production and Distribution of Writing Domain ¹	5	18065	2.60	0.88	.
Text Types and Purposes Domain	14	18065	8.06	2.41	0.59
Conventions of Standard English / Knowledge of Language Domain	18	18065	10.14	3.10	0.68
Vocabulary Acquisition and Use Domain	5	18065	3.21	1.20	0.30

¹ The score for this domain comes from a single 5-point rubric.

Male Students

Score	N Points	N	Mean	S.D.	Alpha
ELA Scale Score		18992	476.78	42.53	0.92
Language Scale Score	47	18992	472.82	47.29	0.85
Research to Build and Present Knowledge Domain ¹	5	18992	2.37	0.94	.
Production and Distribution of Writing Domain ¹	5	18992	2.20	0.91	.
Text Types and Purposes Domain	14	18992	7.18	2.50	0.59
Conventions of Standard English / Knowledge of Language Domain	18	18992	9.07	3.16	0.67
Vocabulary Acquisition and Use Domain	5	18992	3.16	1.28	0.39

¹ The score for this domain comes from a single 5-point rubric.

**2021 ISASP Summary Statistics
Grade 06 Language / Writing - Combined**

White Students

Score	N Points	N	Mean	S.D.	Alpha
ELA Scale Score		27855	488.38	40.88	0.91
Language Scale Score	47	27855	487.93	45.78	0.84
Research to Build and Present Knowledge Domain ¹	5	27855	2.67	0.92	.
Production and Distribution of Writing Domain ¹	5	27855	2.49	0.90	.
Text Types and Purposes Domain	14	27855	7.89	2.42	0.58
Conventions of Standard English / Knowledge of Language Domain	18	27855	9.97	3.11	0.67
Vocabulary Acquisition and Use Domain	5	27855	3.30	1.21	0.33

¹ The score for this domain comes from a single 5-point rubric.

Black/African American Students

Score	N Points	N	Mean	S.D.	Alpha
ELA Scale Score		2283	451.11	38.85	0.91
Language Scale Score	47	2283	447.23	43.76	0.83
Research to Build and Present Knowledge Domain ¹	5	2283	2.01	0.95	.
Production and Distribution of Writing Domain ¹	5	2283	1.87	0.89	.
Text Types and Purposes Domain	14	2283	5.96	2.37	0.54
Conventions of Standard English / Knowledge of Language Domain	18	2283	7.54	2.90	0.60
Vocabulary Acquisition and Use Domain	5	2283	2.62	1.30	0.38

¹ The score for this domain comes from a single 5-point rubric.

Asian Students

Score	N Points	N	Mean	S.D.	Alpha
ELA Scale Score		812	491.94	45.41	0.93
Language Scale Score	47	812	489.19	49.33	0.86
Research to Build and Present Knowledge Domain ¹	5	812	2.71	0.97	.
Production and Distribution of Writing Domain ¹	5	812	2.52	0.93	.
Text Types and Purposes Domain	14	812	8.04	2.57	0.63
Conventions of Standard English / Knowledge of Language Domain	18	812	9.98	3.25	0.70
Vocabulary Acquisition and Use Domain	5	812	3.25	1.25	0.38

¹ The score for this domain comes from a single 5-point rubric.

**2021 ISASP Summary Statistics
Grade 06 Language / Writing - Combined**

American Indian/Alaskan Native Students

Score	N Points	N	Mean	S.D.	Alpha
ELA Scale Score		124	462.66	41.04	0.91
Language Scale Score	47	124	458.40	44.21	0.82
Research to Build and Present Knowledge Domain ¹	5	124	2.23	0.99	.
Production and Distribution of Writing Domain ¹	5	124	2.03	0.96	.
Text Types and Purposes Domain	14	124	6.56	2.47	0.58
Conventions of Standard English / Knowledge of Language Domain	18	124	8.10	2.86	0.59
Vocabulary Acquisition and Use Domain	5	124	2.80	1.31	0.38

¹ The score for this domain comes from a single 5-point rubric.

Native Hawaiian/Pacific Islander Students

Score	N Points	N	Mean	S.D.	Alpha
ELA Scale Score		164	445.34	36.87	0.90
Language Scale Score	47	164	444.34	41.75	0.82
Research to Build and Present Knowledge Domain ¹	5	164	2.04	0.86	.
Production and Distribution of Writing Domain ¹	5	164	1.91	0.77	.
Text Types and Purposes Domain	14	164	5.71	2.27	0.53
Conventions of Standard English / Knowledge of Language Domain	18	164	7.41	2.97	0.65
Vocabulary Acquisition and Use Domain	5	164	2.48	1.24	0.29

¹ The score for this domain comes from a single 5-point rubric.

Multi-Racial Students

Score	N Points	N	Mean	S.D.	Alpha
ELA Scale Score		1584	475.12	42.83	0.92
Language Scale Score	47	1584	472.29	48.11	0.85
Research to Build and Present Knowledge Domain ¹	5	1584	2.40	0.97	.
Production and Distribution of Writing Domain ¹	5	1584	2.21	0.94	.
Text Types and Purposes Domain	14	1584	7.17	2.56	0.60
Conventions of Standard English / Knowledge of Language Domain	18	1584	9.02	3.19	0.68
Vocabulary Acquisition and Use Domain	5	1584	3.08	1.27	0.36

¹ The score for this domain comes from a single 5-point rubric.

**2021 ISASP Summary Statistics
Grade 06 Language / Writing - Combined**

Hispanic Students

Score	N Points	N	Mean	S.D.	Alpha
ELA Scale Score		4235	466.19	40.19	0.91
Language Scale Score	47	4235	463.74	44.75	0.83
Research to Build and Present Knowledge Domain ¹	5	4235	2.34	0.93	.
Production and Distribution of Writing Domain ¹	5	4235	2.16	0.90	.
Text Types and Purposes Domain	14	4235	6.83	2.46	0.58
Conventions of Standard English / Knowledge of Language Domain	18	4235	8.44	3.00	0.64
Vocabulary Acquisition and Use Domain	5	4235	2.80	1.23	0.29

¹ The score for this domain comes from a single 5-point rubric.

English Language Learner (ELL) Students

Score	N Points	N	Mean	S.D.	Alpha
ELA Scale Score		1657	432.93	29.37	0.86
Language Scale Score	47	1657	430.18	36.07	0.76
Research to Build and Present Knowledge Domain ¹	5	1657	1.79	0.87	.
Production and Distribution of Writing Domain ¹	5	1657	1.65	0.81	.
Text Types and Purposes Domain	14	1657	5.18	2.07	0.42
Conventions of Standard English / Knowledge of Language Domain	18	1657	6.50	2.50	0.48
Vocabulary Acquisition and Use Domain	5	1657	2.23	1.21	0.26

¹ The score for this domain comes from a single 5-point rubric.

Students with Free or Reduced Lunch (FRL)

Score	N Points	N	Mean	S.D.	Alpha
ELA Scale Score		14813	464.74	40.18	0.91
Language Scale Score	47	14813	462.46	45.18	0.83
Research to Build and Present Knowledge Domain ¹	5	14813	2.27	0.95	.
Production and Distribution of Writing Domain ¹	5	14813	2.10	0.91	.
Text Types and Purposes Domain	14	14813	6.68	2.45	0.57
Conventions of Standard English / Knowledge of Language Domain	18	14813	8.42	3.00	0.63
Vocabulary Acquisition and Use Domain	5	14813	2.90	1.26	0.34

¹ The score for this domain comes from a single 5-point rubric.

**2021 ISASP Summary Statistics
Grade 06 Language / Writing - Combined**

Students with an Individual Education Plan (IEP)

Score	N Points	N	Mean	S.D.	Alpha
ELA Scale Score		4811	438.00	35.61	0.90
Language Scale Score	47	4811	433.48	40.59	0.80
Research to Build and Present Knowledge Domain ¹	5	4811	1.75	0.91	.
Production and Distribution of Writing Domain ¹	5	4811	1.62	0.85	.
Text Types and Purposes Domain	14	4811	5.19	2.25	0.50
Conventions of Standard English / Knowledge of Language Domain	18	4811	6.84	2.78	0.57
Vocabulary Acquisition and Use Domain	5	4811	2.45	1.30	0.36

¹ The score for this domain comes from a single 5-point rubric.

**2021 ISASP Summary Statistics
Grade 06 Language / Writing - Online**

Total Students

Score	N Points	N	Mean	S.D.	Alpha
ELA Scale Score		35503	482.44	42.49	0.92
Language Scale Score	47	35503	481.34	47.41	0.85
Research to Build and Present Knowledge Domain ¹	5	35503	2.57	0.94	.
Production and Distribution of Writing Domain ¹	5	35503	2.39	0.92	.
Text Types and Purposes Domain	14	35503	7.59	2.49	0.60
Conventions of Standard English / Knowledge of Language Domain	18	35503	9.57	3.18	0.68
Vocabulary Acquisition and Use Domain	5	35503	3.18	1.24	0.35

¹ The score for this domain comes from a single 5-point rubric.

Female Students

Score	N Points	N	Mean	S.D.	Alpha
ELA Scale Score		17315	488.62	41.43	0.92
Language Scale Score	47	17315	490.57	45.63	0.84
Research to Build and Present Knowledge Domain ¹	5	17315	2.78	0.90	.
Production and Distribution of Writing Domain ¹	5	17315	2.60	0.88	.
Text Types and Purposes Domain	14	17315	8.04	2.41	0.59
Conventions of Standard English / Knowledge of Language Domain	18	17315	10.11	3.11	0.68
Vocabulary Acquisition and Use Domain	5	17315	3.20	1.20	0.30

¹ The score for this domain comes from a single 5-point rubric.

Male Students

Score	N Points	N	Mean	S.D.	Alpha
ELA Scale Score		18188	476.56	42.65	0.92
Language Scale Score	47	18188	472.55	47.40	0.85
Research to Build and Present Knowledge Domain ¹	5	18188	2.36	0.95	.
Production and Distribution of Writing Domain ¹	5	18188	2.19	0.91	.
Text Types and Purposes Domain	14	18188	7.17	2.50	0.59
Conventions of Standard English / Knowledge of Language Domain	18	18188	9.06	3.16	0.67
Vocabulary Acquisition and Use Domain	5	18188	3.15	1.28	0.39

¹ The score for this domain comes from a single 5-point rubric.

**2021 ISASP Summary Statistics
Grade 06 Language / Writing - Online**

White Students

Score	N Points	N	Mean	S.D.	Alpha
ELA Scale Score		26506	488.11	41.00	0.91
Language Scale Score	47	26506	487.62	45.87	0.84
Research to Build and Present Knowledge Domain ¹	5	26506	2.66	0.92	.
Production and Distribution of Writing Domain ¹	5	26506	2.48	0.90	.
Text Types and Purposes Domain	14	26506	7.88	2.42	0.58
Conventions of Standard English / Knowledge of Language Domain	18	26506	9.96	3.11	0.68
Vocabulary Acquisition and Use Domain	5	26506	3.29	1.21	0.33

¹ The score for this domain comes from a single 5-point rubric.

Black/African American Students

Score	N Points	N	Mean	S.D.	Alpha
ELA Scale Score		2246	451.04	38.79	0.91
Language Scale Score	47	2246	447.18	43.74	0.83
Research to Build and Present Knowledge Domain ¹	5	2246	2.01	0.95	.
Production and Distribution of Writing Domain ¹	5	2246	1.86	0.89	.
Text Types and Purposes Domain	14	2246	5.96	2.36	0.54
Conventions of Standard English / Knowledge of Language Domain	18	2246	7.54	2.90	0.60
Vocabulary Acquisition and Use Domain	5	2246	2.61	1.30	0.38

¹ The score for this domain comes from a single 5-point rubric.

Asian Students

Score	N Points	N	Mean	S.D.	Alpha
ELA Scale Score		792	492.18	45.37	0.93
Language Scale Score	47	792	489.49	49.32	0.86
Research to Build and Present Knowledge Domain ¹	5	792	2.72	0.97	.
Production and Distribution of Writing Domain ¹	5	792	2.52	0.93	.
Text Types and Purposes Domain	14	792	8.06	2.56	0.63
Conventions of Standard English / Knowledge of Language Domain	18	792	10.00	3.25	0.70
Vocabulary Acquisition and Use Domain	5	792	3.26	1.25	0.38

¹ The score for this domain comes from a single 5-point rubric.

**2021 ISASP Summary Statistics
Grade 06 Language / Writing - Online**

American Indian/Alaskan Native Students

Score	N Points	N	Mean	S.D.	Alpha
ELA Scale Score		119	462.55	40.94	0.91
Language Scale Score	47	119	458.13	44.63	0.83
Research to Build and Present Knowledge Domain ¹	5	119	2.23	1.00	.
Production and Distribution of Writing Domain ¹	5	119	2.03	0.97	.
Text Types and Purposes Domain	14	119	6.56	2.46	0.57
Conventions of Standard English / Knowledge of Language Domain	18	119	8.09	2.90	0.60
Vocabulary Acquisition and Use Domain	5	119	2.76	1.31	0.36

¹ The score for this domain comes from a single 5-point rubric.

Native Hawaiian/Pacific Islander Students

Score	N Points	N	Mean	S.D.	Alpha
ELA Scale Score		161	445.27	37.18	0.90
Language Scale Score	47	161	444.09	42.06	0.83
Research to Build and Present Knowledge Domain ¹	5	161	2.02	0.86	.
Production and Distribution of Writing Domain ¹	5	161	1.91	0.78	.
Text Types and Purposes Domain	14	161	5.72	2.29	0.53
Conventions of Standard English / Knowledge of Language Domain	18	161	7.39	2.99	0.65
Vocabulary Acquisition and Use Domain	5	161	2.47	1.24	0.29

¹ The score for this domain comes from a single 5-point rubric.

Multi-Racial Students

Score	N Points	N	Mean	S.D.	Alpha
ELA Scale Score		1534	474.90	42.77	0.92
Language Scale Score	47	1534	472.02	48.00	0.85
Research to Build and Present Knowledge Domain ¹	5	1534	2.40	0.97	.
Production and Distribution of Writing Domain ¹	5	1534	2.21	0.94	.
Text Types and Purposes Domain	14	1534	7.17	2.55	0.60
Conventions of Standard English / Knowledge of Language Domain	18	1534	9.00	3.18	0.68
Vocabulary Acquisition and Use Domain	5	1534	3.07	1.27	0.36

¹ The score for this domain comes from a single 5-point rubric.

**2021 ISASP Summary Statistics
Grade 06 Language / Writing - Online**

Hispanic Students

Score	N Points	N	Mean	S.D.	Alpha
ELA Scale Score		4145	466.13	40.22	0.91
Language Scale Score	47	4145	463.66	44.78	0.83
Research to Build and Present Knowledge Domain ¹	5	4145	2.34	0.93	.
Production and Distribution of Writing Domain ¹	5	4145	2.16	0.90	.
Text Types and Purposes Domain	14	4145	6.83	2.46	0.58
Conventions of Standard English / Knowledge of Language Domain	18	4145	8.44	3.00	0.64
Vocabulary Acquisition and Use Domain	5	4145	2.79	1.23	0.29

¹ The score for this domain comes from a single 5-point rubric.

English Language Learner (ELL) Students

Score	N Points	N	Mean	S.D.	Alpha
ELA Scale Score		1627	432.74	29.29	0.86
Language Scale Score	47	1627	429.97	36.02	0.76
Research to Build and Present Knowledge Domain ¹	5	1627	1.78	0.87	.
Production and Distribution of Writing Domain ¹	5	1627	1.65	0.82	.
Text Types and Purposes Domain	14	1627	5.17	2.07	0.42
Conventions of Standard English / Knowledge of Language Domain	18	1627	6.49	2.49	0.48
Vocabulary Acquisition and Use Domain	5	1627	2.22	1.21	0.26

¹ The score for this domain comes from a single 5-point rubric.

Students with Free or Reduced Lunch (FRL)

Score	N Points	N	Mean	S.D.	Alpha
ELA Scale Score		14351	464.45	40.24	0.91
Language Scale Score	47	14351	462.16	45.23	0.84
Research to Build and Present Knowledge Domain ¹	5	14351	2.26	0.95	.
Production and Distribution of Writing Domain ¹	5	14351	2.10	0.91	.
Text Types and Purposes Domain	14	14351	6.66	2.45	0.57
Conventions of Standard English / Knowledge of Language Domain	18	14351	8.41	3.00	0.63
Vocabulary Acquisition and Use Domain	5	14351	2.89	1.26	0.34

¹ The score for this domain comes from a single 5-point rubric.

**2021 ISASP Summary Statistics
Grade 06 Language / Writing - Online**

Students with an Individual Education Plan (IEP)

Score	N Points	N	Mean	S.D.	Alpha
ELA Scale Score		4565	437.62	35.70	0.90
Language Scale Score	47	4565	433.01	40.67	0.81
Research to Build and Present Knowledge Domain ¹	5	4565	1.73	0.91	.
Production and Distribution of Writing Domain ¹	5	4565	1.61	0.85	.
Text Types and Purposes Domain	14	4565	5.18	2.25	0.50
Conventions of Standard English / Knowledge of Language Domain	18	4565	6.82	2.78	0.57
Vocabulary Acquisition and Use Domain	5	4565	2.43	1.30	0.37

¹ The score for this domain comes from a single 5-point rubric.

**2021 ISASP Summary Statistics
Grade 06 Language / Writing - Paper**

Total Students

Score	N Points	N	Mean	S.D.	Alpha
ELA Scale Score		1554	490.52	39.42	0.91
Language Scale Score	47	1554	490.46	44.75	0.84
Research to Build and Present Knowledge Domain ¹	5	1554	2.78	0.84	.
Production and Distribution of Writing Domain ¹	5	1554	2.57	0.88	.
Text Types and Purposes Domain	14	1554	7.95	2.44	0.60
Conventions of Standard English / Knowledge of Language Domain	18	1554	10.02	3.14	0.68
Vocabulary Acquisition and Use Domain	5	1554	3.38	1.22	0.36

¹ The score for this domain comes from a single 5-point rubric.

Female Students

Score	N Points	N	Mean	S.D.	Alpha
ELA Scale Score		750	499.81	37.33	0.90
Language Scale Score	47	750	502.76	41.83	0.83
Research to Build and Present Knowledge Domain ¹	5	750	3.02	0.77	.
Production and Distribution of Writing Domain ¹	5	750	2.81	0.82	.
Text Types and Purposes Domain	14	750	8.57	2.30	0.59
Conventions of Standard English / Knowledge of Language Domain	18	750	10.80	2.96	0.66
Vocabulary Acquisition and Use Domain	5	750	3.41	1.17	0.30

¹ The score for this domain comes from a single 5-point rubric.

Male Students

Score	N Points	N	Mean	S.D.	Alpha
ELA Scale Score		804	481.86	39.37	0.91
Language Scale Score	47	804	478.98	44.37	0.83
Research to Build and Present Knowledge Domain ¹	5	804	2.57	0.85	.
Production and Distribution of Writing Domain ¹	5	804	2.35	0.87	.
Text Types and Purposes Domain	14	804	7.37	2.42	0.58
Conventions of Standard English / Knowledge of Language Domain	18	804	9.30	3.13	0.67
Vocabulary Acquisition and Use Domain	5	804	3.35	1.26	0.41

¹ The score for this domain comes from a single 5-point rubric.

**2021 ISASP Summary Statistics
Grade 06 Language / Writing - Paper**

White Students

Score	N Points	N	Mean	S.D.	Alpha
ELA Scale Score		1349	493.56	38.06	0.90
Language Scale Score	47	1349	493.85	43.46	0.83
Research to Build and Present Knowledge Domain ¹	5	1349	2.83	0.83	.
Production and Distribution of Writing Domain ¹	5	1349	2.61	0.87	.
Text Types and Purposes Domain	14	1349	8.12	2.37	0.58
Conventions of Standard English / Knowledge of Language Domain	18	1349	10.23	3.08	0.67
Vocabulary Acquisition and Use Domain	5	1349	3.44	1.19	0.34

¹ The score for this domain comes from a single 5-point rubric.

Black/African American Students

Score	N Points	N	Mean	S.D.	Alpha
ELA Scale Score		37	455.38	42.75	0.92
Language Scale Score	47	37	450.00	45.78	0.85
Research to Build and Present Knowledge Domain ¹	5	37	2.14	0.86	.
Production and Distribution of Writing Domain ¹	5	37	1.95	0.85	.
Text Types and Purposes Domain	14	37	5.95	2.69	0.66
Conventions of Standard English / Knowledge of Language Domain	18	37	7.46	3.04	0.63
Vocabulary Acquisition and Use Domain	5	37	2.89	1.26	0.28

¹ The score for this domain comes from a single 5-point rubric.

Asian Students

Score	N Points	N	Mean	S.D.	Alpha
ELA Scale Score		20	482.50	47.05	0.93
Language Scale Score	47	20	477.25	49.44	0.87
Research to Build and Present Knowledge Domain ¹	5	20	2.65	0.81	.
Production and Distribution of Writing Domain ¹	5	20	2.65	0.93	.
Text Types and Purposes Domain	14	20	7.25	2.73	0.73
Conventions of Standard English / Knowledge of Language Domain	18	20	9.35	3.08	0.66
Vocabulary Acquisition and Use Domain	5	20	2.80	1.36	0.45

¹ The score for this domain comes from a single 5-point rubric.

**2021 ISASP Summary Statistics
Grade 06 Language / Writing - Paper**

American Indian/Alaskan Native Students¹

Score	N Points	N	Mean	S.D.	Alpha
ELA Scale Score		--	--	--	--
Language Scale Score	47	--	--	--	--
Research to Build and Present Knowledge Domain	5	--	--	--	--
Production and Distribution of Writing Domain	5	--	--	--	--
Text Types and Purposes Domain	14	--	--	--	--
Conventions of Standard English / Knowledge of Language Domain	18	--	--	--	--
Vocabulary Acquisition and Use Domain	5	--	--	--	--

¹ The cells containing '--' are due to counts too small to report.

Native Hawaiian/Pacific Islander Students¹

Score	N Points	N	Mean	S.D.	Alpha
ELA Scale Score		--	--	--	--
Language Scale Score	47	--	--	--	--
Research to Build and Present Knowledge Domain	5	--	--	--	--
Production and Distribution of Writing Domain	5	--	--	--	--
Text Types and Purposes Domain	14	--	--	--	--
Conventions of Standard English / Knowledge of Language Domain	18	--	--	--	--
Vocabulary Acquisition and Use Domain	5	--	--	--	--

¹ The cells containing '--' are due to counts too small to report.

Multi-Racial Students

Score	N Points	N	Mean	S.D.	Alpha
ELA Scale Score		50	481.82	44.51	0.93
Language Scale Score	47	50	480.42	51.20	0.87
Research to Build and Present Knowledge Domain ¹	5	50	2.68	0.82	.
Production and Distribution of Writing Domain ¹	5	50	2.42	0.93	.
Text Types and Purposes Domain	14	50	7.12	2.66	0.64
Conventions of Standard English / Knowledge of Language Domain	18	50	9.68	3.45	0.72
Vocabulary Acquisition and Use Domain	5	50	3.26	1.27	0.43

¹ The score for this domain comes from a single 5-point rubric.

**2021 ISASP Summary Statistics
Grade 06 Language / Writing - Paper**

Hispanic Students

Score	N Points	N	Mean	S.D.	Alpha
ELA Scale Score		90	468.93	38.63	0.90
Language Scale Score	47	90	467.22	43.44	0.82
Research to Build and Present Knowledge Domain ¹	5	90	2.44	0.85	.
Production and Distribution of Writing Domain ¹	5	90	2.33	0.85	.
Text Types and Purposes Domain	14	90	6.97	2.43	0.57
Conventions of Standard English / Knowledge of Language Domain	18	90	8.51	3.10	0.65
Vocabulary Acquisition and Use Domain	5	90	2.89	1.35	0.44

¹ The score for this domain comes from a single 5-point rubric.

English Language Learner (ELL) Students

Score	N Points	N	Mean	S.D.	Alpha
ELA Scale Score		30	443.10	31.97	0.86
Language Scale Score	47	30	441.43	37.59	0.77
Research to Build and Present Knowledge Domain ¹	5	30	2.10	0.71	.
Production and Distribution of Writing Domain ¹	5	30	1.90	0.76	.
Text Types and Purposes Domain	14	30	5.67	2.12	0.43
Conventions of Standard English / Knowledge of Language Domain	18	30	7.20	2.78	0.58
Vocabulary Acquisition and Use Domain	5	30	2.30	1.15	0.11

¹ The score for this domain comes from a single 5-point rubric.

Students with Free or Reduced Lunch (FRL)

Score	N Points	N	Mean	S.D.	Alpha
ELA Scale Score		462	473.97	37.11	0.90
Language Scale Score	47	462	471.79	42.74	0.82
Research to Build and Present Knowledge Domain ¹	5	462	2.55	0.85	.
Production and Distribution of Writing Domain ¹	5	462	2.34	0.87	.
Text Types and Purposes Domain	14	462	7.03	2.40	0.57
Conventions of Standard English / Knowledge of Language Domain	18	462	8.78	2.96	0.62
Vocabulary Acquisition and Use Domain	5	462	3.11	1.23	0.32

¹ The score for this domain comes from a single 5-point rubric.

**2021 ISASP Summary Statistics
Grade 06 Language / Writing - Paper**

Students with an Individual Education Plan (IEP)

Score	N Points	N	Mean	S.D.	Alpha
ELA Scale Score		246	445.15	33.05	0.88
Language Scale Score	47	246	442.30	38.10	0.78
Research to Build and Present Knowledge Domain ¹	5	246	2.10	0.81	.
Production and Distribution of Writing Domain ¹	5	246	1.87	0.83	.
Text Types and Purposes Domain	14	246	5.38	2.20	0.49
Conventions of Standard English / Knowledge of Language Domain	18	246	7.18	2.75	0.56
Vocabulary Acquisition and Use Domain	5	246	2.72	1.22	0.25

¹ The score for this domain comes from a single 5-point rubric.

**2021 ISASP Summary Statistics
Grade 07 Language / Writing - Combined**

Total Students

Score	N Points	N	Mean	S.D.	Alpha
ELA Scale Score		38005	493.27	45.95	0.92
Language Scale Score	48	38005	493.85	49.03	0.87
Research to Build and Present Knowledge Domain ¹	5	38005	2.33	1.01	.
Production and Distribution of Writing Domain ¹	5	38005	1.98	0.93	.
Text Types and Purposes Domain	15	38005	7.10	2.91	0.66
Conventions of Standard English / Knowledge of Language Domain	20	38005	10.75	3.66	0.71
Vocabulary Acquisition and Use Domain	3	38005	2.20	0.82	0.30

¹ The score for this domain comes from a single 5-point rubric.

Female Students

Score	N Points	N	Mean	S.D.	Alpha
ELA Scale Score		18464	500.39	45.04	0.92
Language Scale Score	48	18464	503.48	47.51	0.86
Research to Build and Present Knowledge Domain ¹	5	18464	2.55	0.99	.
Production and Distribution of Writing Domain ¹	5	18464	2.17	0.93	.
Text Types and Purposes Domain	15	18464	7.59	2.84	0.65
Conventions of Standard English / Knowledge of Language Domain	20	18464	11.34	3.55	0.70
Vocabulary Acquisition and Use Domain	3	18464	2.28	0.78	0.28

¹ The score for this domain comes from a single 5-point rubric.

Male Students

Score	N Points	N	Mean	S.D.	Alpha
ELA Scale Score		19541	486.54	45.78	0.93
Language Scale Score	48	19541	484.75	48.70	0.87
Research to Build and Present Knowledge Domain ¹	5	19541	2.12	0.99	.
Production and Distribution of Writing Domain ¹	5	19541	1.79	0.88	.
Text Types and Purposes Domain	15	19541	6.64	2.90	0.66
Conventions of Standard English / Knowledge of Language Domain	20	19541	10.19	3.67	0.71
Vocabulary Acquisition and Use Domain	3	19541	2.13	0.85	0.30

¹ The score for this domain comes from a single 5-point rubric.

**2021 ISASP Summary Statistics
Grade 07 Language / Writing - Combined**

White Students

Score	N Points	N	Mean	S.D.	Alpha
ELA Scale Score		28650	498.65	44.83	0.92
Language Scale Score	48	28650	499.52	47.76	0.86
Research to Build and Present Knowledge Domain ¹	5	28650	2.42	0.99	.
Production and Distribution of Writing Domain ¹	5	28650	2.05	0.92	.
Text Types and Purposes Domain	15	28650	7.42	2.87	0.65
Conventions of Standard English / Knowledge of Language Domain	20	28650	11.15	3.57	0.70
Vocabulary Acquisition and Use Domain	3	28650	2.25	0.80	0.28

¹ The score for this domain comes from a single 5-point rubric.

Black/African American Students

Score	N Points	N	Mean	S.D.	Alpha
ELA Scale Score		2264	460.62	40.72	0.91
Language Scale Score	48	2264	459.52	44.26	0.84
Research to Build and Present Knowledge Domain ¹	5	2264	1.72	0.95	.
Production and Distribution of Writing Domain ¹	5	2264	1.47	0.83	.
Text Types and Purposes Domain	15	2264	5.24	2.56	0.59
Conventions of Standard English / Knowledge of Language Domain	20	2264	8.34	3.44	0.67
Vocabulary Acquisition and Use Domain	3	2264	1.94	0.88	0.28

¹ The score for this domain comes from a single 5-point rubric.

Asian Students

Score	N Points	N	Mean	S.D.	Alpha
ELA Scale Score		826	507.67	50.25	0.93
Language Scale Score	48	826	508.86	53.21	0.88
Research to Build and Present Knowledge Domain ¹	5	826	2.59	1.08	.
Production and Distribution of Writing Domain ¹	5	826	2.22	1.01	.
Text Types and Purposes Domain	15	826	7.94	3.10	0.70
Conventions of Standard English / Knowledge of Language Domain	20	826	11.68	3.78	0.73
Vocabulary Acquisition and Use Domain	3	826	2.32	0.78	0.29

¹ The score for this domain comes from a single 5-point rubric.

**2021 ISASP Summary Statistics
Grade 07 Language / Writing - Combined**

American Indian/Alaskan Native Students

Score	N Points	N	Mean	S.D.	Alpha
ELA Scale Score		135	468.51	40.34	0.91
Language Scale Score	48	135	465.80	42.78	0.84
Research to Build and Present Knowledge Domain ¹	5	135	1.83	0.89	.
Production and Distribution of Writing Domain ¹	5	135	1.50	0.81	.
Text Types and Purposes Domain	15	135	5.50	2.42	0.55
Conventions of Standard English / Knowledge of Language Domain	20	135	8.99	3.59	0.72
Vocabulary Acquisition and Use Domain	3	135	1.94	0.92	0.36

¹ The score for this domain comes from a single 5-point rubric.

Native Hawaiian/Pacific Islander Students

Score	N Points	N	Mean	S.D.	Alpha
ELA Scale Score		155	460.48	42.14	0.91
Language Scale Score	48	155	461.65	45.42	0.85
Research to Build and Present Knowledge Domain ¹	5	155	1.93	0.97	.
Production and Distribution of Writing Domain ¹	5	155	1.72	0.87	.
Text Types and Purposes Domain	15	155	5.30	2.57	0.60
Conventions of Standard English / Knowledge of Language Domain	20	155	8.45	3.50	0.67
Vocabulary Acquisition and Use Domain	3	155	1.67	0.88	0.17

¹ The score for this domain comes from a single 5-point rubric.

Multi-Racial Students

Score	N Points	N	Mean	S.D.	Alpha
ELA Scale Score		1599	484.93	45.72	0.92
Language Scale Score	48	1599	484.94	48.82	0.86
Research to Build and Present Knowledge Domain ¹	5	1599	2.16	1.04	.
Production and Distribution of Writing Domain ¹	5	1599	1.84	0.92	.
Text Types and Purposes Domain	15	1599	6.56	2.87	0.64
Conventions of Standard English / Knowledge of Language Domain	20	1599	10.19	3.70	0.71
Vocabulary Acquisition and Use Domain	3	1599	2.13	0.83	0.26

¹ The score for this domain comes from a single 5-point rubric.

**2021 ISASP Summary Statistics
Grade 07 Language / Writing - Combined**

Hispanic Students

Score	N Points	N	Mean	S.D.	Alpha
ELA Scale Score		4376	477.16	42.94	0.92
Language Scale Score	48	4376	476.93	46.42	0.85
Research to Build and Present Knowledge Domain ¹	5	4376	2.08	0.96	.
Production and Distribution of Writing Domain ¹	5	4376	1.77	0.87	.
Text Types and Purposes Domain	15	4376	6.13	2.74	0.62
Conventions of Standard English / Knowledge of Language Domain	20	4376	9.55	3.51	0.68
Vocabulary Acquisition and Use Domain	3	4376	2.05	0.87	0.35

¹ The score for this domain comes from a single 5-point rubric.

English Language Learner (ELL) Students

Score	N Points	N	Mean	S.D.	Alpha
ELA Scale Score		1648	441.38	27.17	0.84
Language Scale Score	48	1648	441.18	32.81	0.74
Research to Build and Present Knowledge Domain ¹	5	1648	1.52	0.81	.
Production and Distribution of Writing Domain ¹	5	1648	1.32	0.70	.
Text Types and Purposes Domain	15	1648	4.34	1.99	0.37
Conventions of Standard English / Knowledge of Language Domain	20	1648	6.90	2.66	0.47
Vocabulary Acquisition and Use Domain	3	1648	1.61	0.89	0.17

¹ The score for this domain comes from a single 5-point rubric.

Students with Free or Reduced Lunch (FRL)

Score	N Points	N	Mean	S.D.	Alpha
ELA Scale Score		14935	474.62	41.91	0.91
Language Scale Score	48	14935	474.54	45.53	0.85
Research to Build and Present Knowledge Domain ¹	5	14935	2.00	0.96	.
Production and Distribution of Writing Domain ¹	5	14935	1.70	0.85	.
Text Types and Purposes Domain	15	14935	6.05	2.67	0.60
Conventions of Standard English / Knowledge of Language Domain	20	14935	9.41	3.51	0.68
Vocabulary Acquisition and Use Domain	3	14935	2.04	0.87	0.31

¹ The score for this domain comes from a single 5-point rubric.

**2021 ISASP Summary Statistics
Grade 07 Language / Writing - Combined**

Students with an Individual Education Plan (IEP)

Score	N Points	N	Mean	S.D.	Alpha
ELA Scale Score		4843	445.91	32.94	0.88
Language Scale Score	48	4843	443.73	36.03	0.78
Research to Build and Present Knowledge Domain ¹	5	4843	1.46	0.81	.
Production and Distribution of Writing Domain ¹	5	4843	1.28	0.69	.
Text Types and Purposes Domain	15	4843	4.63	2.17	0.46
Conventions of Standard English / Knowledge of Language Domain	20	4843	7.09	2.90	0.55
Vocabulary Acquisition and Use Domain	3	4843	1.65	0.91	0.21

¹ The score for this domain comes from a single 5-point rubric.

**2021 ISASP Summary Statistics
Grade 07 Language / Writing - Online**

Total Students

Score	N Points	N	Mean	S.D.	Alpha
ELA Scale Score		36579	492.83	45.95	0.92
Language Scale Score	48	36579	493.23	48.94	0.87
Research to Build and Present Knowledge Domain ¹	5	36579	2.31	1.01	.
Production and Distribution of Writing Domain ¹	5	36579	1.96	0.92	.
Text Types and Purposes Domain	15	36579	7.07	2.91	0.66
Conventions of Standard English / Knowledge of Language Domain	20	36579	10.72	3.66	0.71
Vocabulary Acquisition and Use Domain	3	36579	2.20	0.82	0.30

¹ The score for this domain comes from a single 5-point rubric.

Female Students

Score	N Points	N	Mean	S.D.	Alpha
ELA Scale Score		17758	499.84	45.05	0.92
Language Scale Score	48	17758	502.72	47.42	0.86
Research to Build and Present Knowledge Domain ¹	5	17758	2.53	0.98	.
Production and Distribution of Writing Domain ¹	5	17758	2.15	0.92	.
Text Types and Purposes Domain	15	17758	7.56	2.84	0.65
Conventions of Standard English / Knowledge of Language Domain	20	17758	11.30	3.55	0.70
Vocabulary Acquisition and Use Domain	3	17758	2.28	0.78	0.28

¹ The score for this domain comes from a single 5-point rubric.

Male Students

Score	N Points	N	Mean	S.D.	Alpha
ELA Scale Score		18821	486.22	45.81	0.93
Language Scale Score	48	18821	484.27	48.66	0.87
Research to Build and Present Knowledge Domain ¹	5	18821	2.10	0.98	.
Production and Distribution of Writing Domain ¹	5	18821	1.77	0.87	.
Text Types and Purposes Domain	15	18821	6.61	2.91	0.67
Conventions of Standard English / Knowledge of Language Domain	20	18821	10.17	3.67	0.71
Vocabulary Acquisition and Use Domain	3	18821	2.13	0.85	0.31

¹ The score for this domain comes from a single 5-point rubric.

**2021 ISASP Summary Statistics
Grade 07 Language / Writing - Online**

White Students

Score	N Points	N	Mean	S.D.	Alpha
ELA Scale Score		27392	498.30	44.83	0.92
Language Scale Score	48	27392	498.95	47.67	0.86
Research to Build and Present Knowledge Domain ¹	5	27392	2.40	0.99	.
Production and Distribution of Writing Domain ¹	5	27392	2.03	0.91	.
Text Types and Purposes Domain	15	27392	7.39	2.87	0.65
Conventions of Standard English / Knowledge of Language Domain	20	27392	11.12	3.56	0.70
Vocabulary Acquisition and Use Domain	3	27392	2.25	0.80	0.28

¹ The score for this domain comes from a single 5-point rubric.

Black/African American Students

Score	N Points	N	Mean	S.D.	Alpha
ELA Scale Score		2229	460.38	40.58	0.91
Language Scale Score	48	2229	459.25	44.10	0.84
Research to Build and Present Knowledge Domain ¹	5	2229	1.71	0.94	.
Production and Distribution of Writing Domain ¹	5	2229	1.46	0.82	.
Text Types and Purposes Domain	15	2229	5.23	2.56	0.59
Conventions of Standard English / Knowledge of Language Domain	20	2229	8.33	3.44	0.67
Vocabulary Acquisition and Use Domain	3	2229	1.93	0.88	0.27

¹ The score for this domain comes from a single 5-point rubric.

Asian Students

Score	N Points	N	Mean	S.D.	Alpha
ELA Scale Score		806	507.71	50.57	0.93
Language Scale Score	48	806	508.75	53.45	0.88
Research to Build and Present Knowledge Domain ¹	5	806	2.59	1.08	.
Production and Distribution of Writing Domain ¹	5	806	2.22	1.01	.
Text Types and Purposes Domain	15	806	7.93	3.10	0.70
Conventions of Standard English / Knowledge of Language Domain	20	806	11.67	3.79	0.74
Vocabulary Acquisition and Use Domain	3	806	2.32	0.78	0.29

¹ The score for this domain comes from a single 5-point rubric.

**2021 ISASP Summary Statistics
Grade 07 Language / Writing - Online**

American Indian/Alaskan Native Students

Score	N Points	N	Mean	S.D.	Alpha
ELA Scale Score		132	467.80	39.06	0.91
Language Scale Score	48	132	465.08	41.59	0.83
Research to Build and Present Knowledge Domain ¹	5	132	1.83	0.88	.
Production and Distribution of Writing Domain ¹	5	132	1.50	0.81	.
Text Types and Purposes Domain	15	132	5.47	2.36	0.52
Conventions of Standard English / Knowledge of Language Domain	20	132	8.91	3.52	0.70
Vocabulary Acquisition and Use Domain	3	132	1.93	0.92	0.35

¹ The score for this domain comes from a single 5-point rubric.

Native Hawaiian/Pacific Islander Students

Score	N Points	N	Mean	S.D.	Alpha
ELA Scale Score		150	460.40	42.22	0.91
Language Scale Score	48	150	461.66	45.49	0.85
Research to Build and Present Knowledge Domain ¹	5	150	1.94	0.97	.
Production and Distribution of Writing Domain ¹	5	150	1.73	0.87	.
Text Types and Purposes Domain	15	150	5.29	2.56	0.59
Conventions of Standard English / Knowledge of Language Domain	20	150	8.43	3.51	0.67
Vocabulary Acquisition and Use Domain	3	150	1.68	0.88	0.20

¹ The score for this domain comes from a single 5-point rubric.

Multi-Racial Students

Score	N Points	N	Mean	S.D.	Alpha
ELA Scale Score		1566	484.57	45.75	0.92
Language Scale Score	48	1566	484.52	48.85	0.86
Research to Build and Present Knowledge Domain ¹	5	1566	2.15	1.03	.
Production and Distribution of Writing Domain ¹	5	1566	1.83	0.92	.
Text Types and Purposes Domain	15	1566	6.54	2.87	0.65
Conventions of Standard English / Knowledge of Language Domain	20	1566	10.16	3.71	0.71
Vocabulary Acquisition and Use Domain	3	1566	2.13	0.83	0.26

¹ The score for this domain comes from a single 5-point rubric.

**2021 ISASP Summary Statistics
Grade 07 Language / Writing - Online**

Hispanic Students

Score	N Points	N	Mean	S.D.	Alpha
ELA Scale Score		4304	476.95	42.92	0.92
Language Scale Score	48	4304	476.61	46.32	0.85
Research to Build and Present Knowledge Domain ¹	5	4304	2.07	0.96	.
Production and Distribution of Writing Domain ¹	5	4304	1.76	0.86	.
Text Types and Purposes Domain	15	4304	6.11	2.74	0.62
Conventions of Standard English / Knowledge of Language Domain	20	4304	9.53	3.50	0.68
Vocabulary Acquisition and Use Domain	3	4304	2.05	0.88	0.35

¹ The score for this domain comes from a single 5-point rubric.

English Language Learner (ELL) Students

Score	N Points	N	Mean	S.D.	Alpha
ELA Scale Score		1624	441.21	27.14	0.84
Language Scale Score	48	1624	440.95	32.73	0.74
Research to Build and Present Knowledge Domain ¹	5	1624	1.52	0.81	.
Production and Distribution of Writing Domain ¹	5	1624	1.31	0.69	.
Text Types and Purposes Domain	15	1624	4.33	2.00	0.38
Conventions of Standard English / Knowledge of Language Domain	20	1624	6.88	2.65	0.47
Vocabulary Acquisition and Use Domain	3	1624	1.61	0.89	0.17

¹ The score for this domain comes from a single 5-point rubric.

Students with Free or Reduced Lunch (FRL)

Score	N Points	N	Mean	S.D.	Alpha
ELA Scale Score		14551	474.37	41.91	0.91
Language Scale Score	48	14551	474.18	45.45	0.85
Research to Build and Present Knowledge Domain ¹	5	14551	1.98	0.96	.
Production and Distribution of Writing Domain ¹	5	14551	1.69	0.85	.
Text Types and Purposes Domain	15	14551	6.03	2.67	0.60
Conventions of Standard English / Knowledge of Language Domain	20	14551	9.39	3.50	0.68
Vocabulary Acquisition and Use Domain	3	14551	2.04	0.87	0.31

¹ The score for this domain comes from a single 5-point rubric.

**2021 ISASP Summary Statistics
Grade 07 Language / Writing - Online**

Students with an Individual Education Plan (IEP)

Score	N Points	N	Mean	S.D.	Alpha
ELA Scale Score		4619	445.38	32.75	0.88
Language Scale Score	48	4619	443.08	35.85	0.78
Research to Build and Present Knowledge Domain ¹	5	4619	1.44	0.80	.
Production and Distribution of Writing Domain ¹	5	4619	1.26	0.68	.
Text Types and Purposes Domain	15	4619	4.59	2.17	0.46
Conventions of Standard English / Knowledge of Language Domain	20	4619	7.06	2.89	0.55
Vocabulary Acquisition and Use Domain	3	4619	1.65	0.91	0.22

¹ The score for this domain comes from a single 5-point rubric.

**2021 ISASP Summary Statistics
Grade 07 Language / Writing - Paper**

Total Students

Score	N Points	N	Mean	S.D.	Alpha
ELA Scale Score		1426	504.50	44.52	0.92
Language Scale Score	48	1426	509.94	48.53	0.86
Research to Build and Present Knowledge Domain ¹	5	1426	2.83	1.01	.
Production and Distribution of Writing Domain ¹	5	1426	2.46	1.04	.
Text Types and Purposes Domain	15	1426	7.87	2.82	0.62
Conventions of Standard English / Knowledge of Language Domain	20	1426	11.67	3.59	0.69
Vocabulary Acquisition and Use Domain	3	1426	2.16	0.83	0.29

¹ The score for this domain comes from a single 5-point rubric.

Female Students

Score	N Points	N	Mean	S.D.	Alpha
ELA Scale Score		706	514.31	42.58	0.91
Language Scale Score	48	706	522.69	45.66	0.84
Research to Build and Present Knowledge Domain ¹	5	706	3.07	0.95	.
Production and Distribution of Writing Domain ¹	5	706	2.71	1.01	.
Text Types and Purposes Domain	15	706	8.51	2.76	0.62
Conventions of Standard English / Knowledge of Language Domain	20	706	12.53	3.38	0.68
Vocabulary Acquisition and Use Domain	3	706	2.26	0.80	0.31

¹ The score for this domain comes from a single 5-point rubric.

Male Students

Score	N Points	N	Mean	S.D.	Alpha
ELA Scale Score		720	494.88	44.31	0.92
Language Scale Score	48	720	497.44	48.04	0.85
Research to Build and Present Knowledge Domain ¹	5	720	2.59	1.01	.
Production and Distribution of Writing Domain ¹	5	720	2.22	1.01	.
Text Types and Purposes Domain	15	720	7.25	2.75	0.59
Conventions of Standard English / Knowledge of Language Domain	20	720	10.83	3.58	0.69
Vocabulary Acquisition and Use Domain	3	720	2.05	0.85	0.26

¹ The score for this domain comes from a single 5-point rubric.

**2021 ISASP Summary Statistics
Grade 07 Language / Writing - Paper**

White Students

Score	N Points	N	Mean	S.D.	Alpha
ELA Scale Score		1258	506.36	44.27	0.92
Language Scale Score	48	1258	511.96	48.10	0.86
Research to Build and Present Knowledge Domain ¹	5	1258	2.87	0.99	.
Production and Distribution of Writing Domain ¹	5	1258	2.50	1.03	.
Text Types and Purposes Domain	15	1258	8.00	2.80	0.62
Conventions of Standard English / Knowledge of Language Domain	20	1258	11.78	3.56	0.69
Vocabulary Acquisition and Use Domain	3	1258	2.16	0.83	0.29

¹ The score for this domain comes from a single 5-point rubric.

Black/African American Students

Score	N Points	N	Mean	S.D.	Alpha
ELA Scale Score		35	476.29	46.52	0.92
Language Scale Score	48	35	476.80	51.19	0.86
Research to Build and Present Knowledge Domain ¹	5	35	2.31	1.11	.
Production and Distribution of Writing Domain ¹	5	35	2.00	1.14	.
Text Types and Purposes Domain	15	35	5.97	2.71	0.57
Conventions of Standard English / Knowledge of Language Domain	20	35	9.23	3.80	0.69
Vocabulary Acquisition and Use Domain	3	35	2.03	0.95	0.52

¹ The score for this domain comes from a single 5-point rubric.

Asian Students

Score	N Points	N	Mean	S.D.	Alpha
ELA Scale Score		20	505.75	35.99	0.87
Language Scale Score	48	20	513.45	43.10	0.85
Research to Build and Present Knowledge Domain ¹	5	20	2.70	0.92	.
Production and Distribution of Writing Domain ¹	5	20	2.25	0.85	.
Text Types and Purposes Domain	15	20	8.20	3.02	0.74
Conventions of Standard English / Knowledge of Language Domain	20	20	12.10	3.16	0.65
Vocabulary Acquisition and Use Domain	3	20	2.35	0.75	0.34

¹ The score for this domain comes from a single 5-point rubric.

**2021 ISASP Summary Statistics
Grade 07 Language / Writing - Paper**

American Indian/Alaskan Native Students¹

Score	N Points	N	Mean	S.D.	Alpha
ELA Scale Score		--	--	--	--
Language Scale Score	48	--	--	--	--
Research to Build and Present Knowledge Domain	5	--	--	--	--
Production and Distribution of Writing Domain	5	--	--	--	--
Text Types and Purposes Domain	15	--	--	--	--
Conventions of Standard English / Knowledge of Language Domain	20	--	--	--	--
Vocabulary Acquisition and Use Domain	3	--	--	--	--

¹ The cells containing '--' are due to counts too small to report.

Native Hawaiian/Pacific Islander Students¹

Score	N Points	N	Mean	S.D.	Alpha
ELA Scale Score		--	--	--	--
Language Scale Score	48	--	--	--	--
Research to Build and Present Knowledge Domain	5	--	--	--	--
Production and Distribution of Writing Domain	5	--	--	--	--
Text Types and Purposes Domain	15	--	--	--	--
Conventions of Standard English / Knowledge of Language Domain	20	--	--	--	--
Vocabulary Acquisition and Use Domain	3	--	--	--	--

¹ The cells containing '--' are due to counts too small to report.

Multi-Racial Students

Score	N Points	N	Mean	S.D.	Alpha
ELA Scale Score		33	502.18	41.25	0.90
Language Scale Score	48	33	504.85	43.65	0.81
Research to Build and Present Knowledge Domain ¹	5	33	2.48	1.09	.
Production and Distribution of Writing Domain ¹	5	33	2.21	1.05	.
Text Types and Purposes Domain	15	33	7.45	2.48	0.48
Conventions of Standard English / Knowledge of Language Domain	20	33	11.85	3.08	0.56
Vocabulary Acquisition and Use Domain	3	33	2.18	0.85	0.36

¹ The score for this domain comes from a single 5-point rubric.

**2021 ISASP Summary Statistics
Grade 07 Language / Writing - Paper**

Hispanic Students

Score	N Points	N	Mean	S.D.	Alpha
ELA Scale Score		72	489.61	42.34	0.91
Language Scale Score	48	72	496.11	48.42	0.85
Research to Build and Present Knowledge Domain ¹	5	72	2.60	1.07	.
Production and Distribution of Writing Domain ¹	5	72	2.35	1.06	.
Text Types and Purposes Domain	15	72	6.89	2.72	0.57
Conventions of Standard English / Knowledge of Language Domain	20	72	10.79	3.64	0.70
Vocabulary Acquisition and Use Domain	3	72	2.08	0.82	0.21

¹ The score for this domain comes from a single 5-point rubric.

English Language Learner (ELL) Students

Score	N Points	N	Mean	S.D.	Alpha
ELA Scale Score		24	452.42	27.63	0.81
Language Scale Score	48	24	456.79	35.33	0.75
Research to Build and Present Knowledge Domain ¹	5	24	1.88	0.85	.
Production and Distribution of Writing Domain ¹	5	24	1.58	0.88	.
Text Types and Purposes Domain	15	24	5.17	1.79	0.05
Conventions of Standard English / Knowledge of Language Domain	20	24	7.83	2.99	0.56
Vocabulary Acquisition and Use Domain	3	24	1.83	0.87	0.12

¹ The score for this domain comes from a single 5-point rubric.

Students with Free or Reduced Lunch (FRL)

Score	N Points	N	Mean	S.D.	Alpha
ELA Scale Score		384	484.03	40.70	0.91
Language Scale Score	48	384	488.15	46.19	0.85
Research to Build and Present Knowledge Domain ¹	5	384	2.41	0.98	.
Production and Distribution of Writing Domain ¹	5	384	2.09	0.96	.
Text Types and Purposes Domain	15	384	6.77	2.66	0.57
Conventions of Standard English / Knowledge of Language Domain	20	384	10.21	3.46	0.66
Vocabulary Acquisition and Use Domain	3	384	1.96	0.90	0.35

¹ The score for this domain comes from a single 5-point rubric.

**2021 ISASP Summary Statistics
Grade 07 Language / Writing - Paper**

Students with an Individual Education Plan (IEP)

Score	N Points	N	Mean	S.D.	Alpha
ELA Scale Score		224	456.97	34.85	0.88
Language Scale Score	48	224	456.97	37.16	0.77
Research to Build and Present Knowledge Domain ¹	5	224	1.92	0.93	.
Production and Distribution of Writing Domain ¹	5	224	1.58	0.84	.
Text Types and Purposes Domain	15	224	5.38	2.20	0.39
Conventions of Standard English / Knowledge of Language Domain	20	224	7.81	2.96	0.54
Vocabulary Acquisition and Use Domain	3	224	1.60	0.86	0.06

¹ The score for this domain comes from a single 5-point rubric.

**2021 ISASP Summary Statistics
Grade 08 Language / Writing - Combined**

Total Students

Score	N Points	N	Mean	S.D.	Alpha
ELA Scale Score		38064	529.13	52.25	0.93
Language Scale Score	48	38064	532.35	53.71	0.87
Research to Build and Present Knowledge Domain ¹	5	38064	2.88	1.05	.
Production and Distribution of Writing Domain ¹	5	38064	2.44	1.01	.
Text Types and Purposes Domain	13	38064	6.79	2.58	0.63
Conventions of Standard English / Knowledge of Language Domain	20	38064	11.96	3.64	0.72
Vocabulary Acquisition and Use Domain	5	38064	3.83	1.13	0.45

¹ The score for this domain comes from a single 5-point rubric.

Female Students

Score	N Points	N	Mean	S.D.	Alpha
ELA Scale Score		18502	539.13	50.27	0.92
Language Scale Score	48	18502	544.61	50.70	0.86
Research to Build and Present Knowledge Domain ¹	5	18502	3.12	0.97	.
Production and Distribution of Writing Domain ¹	5	18502	2.67	0.98	.
Text Types and Purposes Domain	13	18502	7.31	2.49	0.61
Conventions of Standard English / Knowledge of Language Domain	20	18502	12.74	3.42	0.70
Vocabulary Acquisition and Use Domain	5	18502	3.91	1.06	0.39

¹ The score for this domain comes from a single 5-point rubric.

Male Students

Score	N Points	N	Mean	S.D.	Alpha
ELA Scale Score		19562	519.67	52.32	0.93
Language Scale Score	48	19562	520.75	53.91	0.87
Research to Build and Present Knowledge Domain ¹	5	19562	2.65	1.07	.
Production and Distribution of Writing Domain ¹	5	19562	2.22	1.00	.
Text Types and Purposes Domain	13	19562	6.29	2.56	0.63
Conventions of Standard English / Knowledge of Language Domain	20	19562	11.22	3.68	0.72
Vocabulary Acquisition and Use Domain	5	19562	3.76	1.18	0.49

¹ The score for this domain comes from a single 5-point rubric.

**2021 ISASP Summary Statistics
Grade 08 Language / Writing - Combined**

White Students

Score	N Points	N	Mean	S.D.	Alpha
ELA Scale Score		28997	535.71	50.23	0.92
Language Scale Score	48	28997	538.70	51.57	0.86
Research to Build and Present Knowledge Domain ¹	5	28997	2.99	1.01	.
Production and Distribution of Writing Domain ¹	5	28997	2.54	0.99	.
Text Types and Purposes Domain	13	28997	7.07	2.51	0.62
Conventions of Standard English / Knowledge of Language Domain	20	28997	12.33	3.53	0.72
Vocabulary Acquisition and Use Domain	5	28997	3.94	1.08	0.42

¹ The score for this domain comes from a single 5-point rubric.

Black/African American Students

Score	N Points	N	Mean	S.D.	Alpha
ELA Scale Score		2156	488.45	48.57	0.92
Language Scale Score	48	2156	491.63	51.65	0.86
Research to Build and Present Knowledge Domain ¹	5	2156	2.11	1.12	.
Production and Distribution of Writing Domain ¹	5	2156	1.73	0.97	.
Text Types and Purposes Domain	13	2156	5.06	2.39	0.57
Conventions of Standard English / Knowledge of Language Domain	20	2156	9.54	3.49	0.67
Vocabulary Acquisition and Use Domain	5	2156	3.27	1.31	0.50

¹ The score for this domain comes from a single 5-point rubric.

Asian Students

Score	N Points	N	Mean	S.D.	Alpha
ELA Scale Score		756	547.19	52.85	0.93
Language Scale Score	48	756	551.89	55.08	0.88
Research to Build and Present Knowledge Domain ¹	5	756	3.20	0.98	.
Production and Distribution of Writing Domain ¹	5	756	2.73	0.99	.
Text Types and Purposes Domain	13	756	7.44	2.67	0.67
Conventions of Standard English / Knowledge of Language Domain	20	756	13.33	3.51	0.72
Vocabulary Acquisition and Use Domain	5	756	4.02	1.04	0.41

¹ The score for this domain comes from a single 5-point rubric.

**2021 ISASP Summary Statistics
Grade 08 Language / Writing - Combined**

American Indian/Alaskan Native Students

Score	N Points	N	Mean	S.D.	Alpha
ELA Scale Score		134	498.95	46.41	0.91
Language Scale Score	48	134	498.04	51.01	0.86
Research to Build and Present Knowledge Domain ¹	5	134	2.18	1.05	.
Production and Distribution of Writing Domain ¹	5	134	1.81	0.96	.
Text Types and Purposes Domain	13	134	5.27	2.43	0.60
Conventions of Standard English / Knowledge of Language Domain	20	134	10.06	3.60	0.70
Vocabulary Acquisition and Use Domain	5	134	3.34	1.19	0.42

¹ The score for this domain comes from a single 5-point rubric.

Native Hawaiian/Pacific Islander Students

Score	N Points	N	Mean	S.D.	Alpha
ELA Scale Score		123	486.20	49.18	0.92
Language Scale Score	48	123	492.21	51.80	0.86
Research to Build and Present Knowledge Domain ¹	5	123	2.08	1.11	.
Production and Distribution of Writing Domain ¹	5	123	1.81	1.01	.
Text Types and Purposes Domain	13	123	4.89	2.22	0.48
Conventions of Standard English / Knowledge of Language Domain	20	123	9.77	3.70	0.71
Vocabulary Acquisition and Use Domain	5	123	3.26	1.10	0.28

¹ The score for this domain comes from a single 5-point rubric.

Multi-Racial Students

Score	N Points	N	Mean	S.D.	Alpha
ELA Scale Score		1518	519.93	52.67	0.93
Language Scale Score	48	1518	522.80	54.49	0.87
Research to Build and Present Knowledge Domain ¹	5	1518	2.68	1.10	.
Production and Distribution of Writing Domain ¹	5	1518	2.27	1.04	.
Text Types and Purposes Domain	13	1518	6.40	2.61	0.63
Conventions of Standard English / Knowledge of Language Domain	20	1518	11.39	3.65	0.71
Vocabulary Acquisition and Use Domain	5	1518	3.71	1.18	0.46

¹ The score for this domain comes from a single 5-point rubric.

**2021 ISASP Summary Statistics
Grade 08 Language / Writing - Combined**

Hispanic Students

Score	N Points	N	Mean	S.D.	Alpha
ELA Scale Score		4380	507.81	50.66	0.92
Language Scale Score	48	4380	512.42	52.82	0.86
Research to Build and Present Knowledge Domain ¹	5	4380	2.59	1.08	.
Production and Distribution of Writing Domain ¹	5	4380	2.17	0.99	.
Text Types and Purposes Domain	13	4380	5.87	2.50	0.60
Conventions of Standard English / Knowledge of Language Domain	20	4380	10.79	3.62	0.70
Vocabulary Acquisition and Use Domain	5	4380	3.46	1.19	0.43

¹ The score for this domain comes from a single 5-point rubric.

English Language Learner (ELL) Students

Score	N Points	N	Mean	S.D.	Alpha
ELA Scale Score		1609	464.66	33.58	0.86
Language Scale Score	48	1609	470.21	39.63	0.77
Research to Build and Present Knowledge Domain ¹	5	1609	1.88	0.97	.
Production and Distribution of Writing Domain ¹	5	1609	1.54	0.83	.
Text Types and Purposes Domain	13	1609	4.10	1.85	0.36
Conventions of Standard English / Knowledge of Language Domain	20	1609	8.15	2.88	0.51
Vocabulary Acquisition and Use Domain	5	1609	2.78	1.24	0.37

¹ The score for this domain comes from a single 5-point rubric.

Students with Free or Reduced Lunch (FRL)

Score	N Points	N	Mean	S.D.	Alpha
ELA Scale Score		14559	507.03	50.22	0.92
Language Scale Score	48	14559	510.70	52.73	0.86
Research to Build and Present Knowledge Domain ¹	5	14559	2.51	1.09	.
Production and Distribution of Writing Domain ¹	5	14559	2.10	1.00	.
Text Types and Purposes Domain	13	14559	5.84	2.48	0.59
Conventions of Standard English / Knowledge of Language Domain	20	14559	10.65	3.62	0.70
Vocabulary Acquisition and Use Domain	5	14559	3.52	1.21	0.46

¹ The score for this domain comes from a single 5-point rubric.

**2021 ISASP Summary Statistics
Grade 08 Language / Writing - Combined**

Students with an Individual Education Plan (IEP)

Score	N Points	N	Mean	S.D.	Alpha
ELA Scale Score		4585	469.54	39.25	0.89
Language Scale Score	48	4585	471.68	43.72	0.81
Research to Build and Present Knowledge Domain ¹	5	4585	1.84	1.00	.
Production and Distribution of Writing Domain ¹	5	4585	1.52	0.85	.
Text Types and Purposes Domain	13	4585	4.30	2.04	0.45
Conventions of Standard English / Knowledge of Language Domain	20	4585	8.10	3.15	0.60
Vocabulary Acquisition and Use Domain	5	4585	2.90	1.34	0.48

¹ The score for this domain comes from a single 5-point rubric.

**2021 ISASP Summary Statistics
Grade 08 Language / Writing - Online**

Total Students

Score	N Points	N	Mean	S.D.	Alpha
ELA Scale Score		36628	528.82	52.26	0.93
Language Scale Score	48	36628	532.01	53.65	0.87
Research to Build and Present Knowledge Domain ¹	5	36628	2.87	1.05	.
Production and Distribution of Writing Domain ¹	5	36628	2.43	1.01	.
Text Types and Purposes Domain	13	36628	6.77	2.57	0.63
Conventions of Standard English / Knowledge of Language Domain	20	36628	11.95	3.64	0.72
Vocabulary Acquisition and Use Domain	5	36628	3.83	1.13	0.45

¹ The score for this domain comes from a single 5-point rubric.

Female Students

Score	N Points	N	Mean	S.D.	Alpha
ELA Scale Score		17785	538.73	50.31	0.92
Language Scale Score	48	17785	544.15	50.65	0.86
Research to Build and Present Knowledge Domain ¹	5	17785	3.11	0.97	.
Production and Distribution of Writing Domain ¹	5	17785	2.65	0.97	.
Text Types and Purposes Domain	13	17785	7.29	2.49	0.61
Conventions of Standard English / Knowledge of Language Domain	20	17785	12.72	3.42	0.70
Vocabulary Acquisition and Use Domain	5	17785	3.91	1.06	0.39

¹ The score for this domain comes from a single 5-point rubric.

Male Students

Score	N Points	N	Mean	S.D.	Alpha
ELA Scale Score		18843	519.47	52.34	0.93
Language Scale Score	48	18843	520.56	53.87	0.87
Research to Build and Present Knowledge Domain ¹	5	18843	2.65	1.07	.
Production and Distribution of Writing Domain ¹	5	18843	2.21	0.99	.
Text Types and Purposes Domain	13	18843	6.28	2.56	0.63
Conventions of Standard English / Knowledge of Language Domain	20	18843	11.22	3.68	0.72
Vocabulary Acquisition and Use Domain	5	18843	3.76	1.18	0.49

¹ The score for this domain comes from a single 5-point rubric.

**2021 ISASP Summary Statistics
Grade 08 Language / Writing - Online**

White Students

Score	N Points	N	Mean	S.D.	Alpha
ELA Scale Score		27744	535.51	50.22	0.92
Language Scale Score	48	27744	538.47	51.48	0.87
Research to Build and Present Knowledge Domain ¹	5	27744	2.98	1.00	.
Production and Distribution of Writing Domain ¹	5	27744	2.53	0.98	.
Text Types and Purposes Domain	13	27744	7.06	2.50	0.62
Conventions of Standard English / Knowledge of Language Domain	20	27744	12.32	3.53	0.72
Vocabulary Acquisition and Use Domain	5	27744	3.94	1.07	0.42

¹ The score for this domain comes from a single 5-point rubric.

Black/African American Students

Score	N Points	N	Mean	S.D.	Alpha
ELA Scale Score		2125	488.52	48.67	0.92
Language Scale Score	48	2125	491.72	51.69	0.86
Research to Build and Present Knowledge Domain ¹	5	2125	2.11	1.11	.
Production and Distribution of Writing Domain ¹	5	2125	1.73	0.96	.
Text Types and Purposes Domain	13	2125	5.07	2.39	0.57
Conventions of Standard English / Knowledge of Language Domain	20	2125	9.55	3.50	0.67
Vocabulary Acquisition and Use Domain	5	2125	3.27	1.31	0.50

¹ The score for this domain comes from a single 5-point rubric.

Asian Students

Score	N Points	N	Mean	S.D.	Alpha
ELA Scale Score		734	547.27	52.89	0.93
Language Scale Score	48	734	551.94	55.07	0.87
Research to Build and Present Knowledge Domain ¹	5	734	3.20	0.99	.
Production and Distribution of Writing Domain ¹	5	734	2.73	1.00	.
Text Types and Purposes Domain	13	734	7.43	2.66	0.67
Conventions of Standard English / Knowledge of Language Domain	20	734	13.34	3.51	0.72
Vocabulary Acquisition and Use Domain	5	734	4.01	1.04	0.42

¹ The score for this domain comes from a single 5-point rubric.

**2021 ISASP Summary Statistics
Grade 08 Language / Writing - Online**

American Indian/Alaskan Native Students

Score	N Points	N	Mean	S.D.	Alpha
ELA Scale Score		128	498.63	46.64	0.91
Language Scale Score	48	128	497.59	50.89	0.87
Research to Build and Present Knowledge Domain ¹	5	128	2.20	1.04	.
Production and Distribution of Writing Domain ¹	5	128	1.83	0.95	.
Text Types and Purposes Domain	13	128	5.26	2.44	0.61
Conventions of Standard English / Knowledge of Language Domain	20	128	9.99	3.62	0.71
Vocabulary Acquisition and Use Domain	5	128	3.32	1.19	0.43

¹ The score for this domain comes from a single 5-point rubric.

Native Hawaiian/Pacific Islander Students

Score	N Points	N	Mean	S.D.	Alpha
ELA Scale Score		120	485.66	48.71	0.92
Language Scale Score	48	120	491.75	51.52	0.85
Research to Build and Present Knowledge Domain ¹	5	120	2.07	1.11	.
Production and Distribution of Writing Domain ¹	5	120	1.80	1.01	.
Text Types and Purposes Domain	13	120	4.86	2.19	0.47
Conventions of Standard English / Knowledge of Language Domain	20	120	9.76	3.71	0.71
Vocabulary Acquisition and Use Domain	5	120	3.27	1.09	0.27

¹ The score for this domain comes from a single 5-point rubric.

Multi-Racial Students

Score	N Points	N	Mean	S.D.	Alpha
ELA Scale Score		1487	519.86	52.45	0.93
Language Scale Score	48	1487	522.88	54.09	0.87
Research to Build and Present Knowledge Domain ¹	5	1487	2.69	1.09	.
Production and Distribution of Writing Domain ¹	5	1487	2.27	1.03	.
Text Types and Purposes Domain	13	1487	6.40	2.61	0.63
Conventions of Standard English / Knowledge of Language Domain	20	1487	11.40	3.64	0.71
Vocabulary Acquisition and Use Domain	5	1487	3.71	1.17	0.46

¹ The score for this domain comes from a single 5-point rubric.

**2021 ISASP Summary Statistics
Grade 08 Language / Writing - Online**

Hispanic Students

Score	N Points	N	Mean	S.D.	Alpha
ELA Scale Score		4290	507.55	50.65	0.92
Language Scale Score	48	4290	512.15	52.73	0.86
Research to Build and Present Knowledge Domain ¹	5	4290	2.59	1.08	.
Production and Distribution of Writing Domain ¹	5	4290	2.16	0.99	.
Text Types and Purposes Domain	13	4290	5.86	2.50	0.60
Conventions of Standard English / Knowledge of Language Domain	20	4290	10.78	3.62	0.70
Vocabulary Acquisition and Use Domain	5	4290	3.46	1.19	0.42

¹ The score for this domain comes from a single 5-point rubric.

English Language Learner (ELL) Students

Score	N Points	N	Mean	S.D.	Alpha
ELA Scale Score		1584	464.39	33.50	0.86
Language Scale Score	48	1584	469.96	39.57	0.77
Research to Build and Present Knowledge Domain ¹	5	1584	1.87	0.97	.
Production and Distribution of Writing Domain ¹	5	1584	1.54	0.83	.
Text Types and Purposes Domain	13	1584	4.09	1.85	0.36
Conventions of Standard English / Knowledge of Language Domain	20	1584	8.13	2.87	0.51
Vocabulary Acquisition and Use Domain	5	1584	2.78	1.24	0.36

¹ The score for this domain comes from a single 5-point rubric.

Students with Free or Reduced Lunch (FRL)

Score	N Points	N	Mean	S.D.	Alpha
ELA Scale Score		14134	506.85	50.22	0.92
Language Scale Score	48	14134	510.57	52.68	0.86
Research to Build and Present Knowledge Domain ¹	5	14134	2.51	1.09	.
Production and Distribution of Writing Domain ¹	5	14134	2.09	1.00	.
Text Types and Purposes Domain	13	14134	5.83	2.47	0.59
Conventions of Standard English / Knowledge of Language Domain	20	14134	10.65	3.62	0.70
Vocabulary Acquisition and Use Domain	5	14134	3.53	1.21	0.45

¹ The score for this domain comes from a single 5-point rubric.

**2021 ISASP Summary Statistics
Grade 08 Language / Writing - Online**

Students with an Individual Education Plan (IEP)

Score	N Points	N	Mean	S.D.	Alpha
ELA Scale Score		4367	469.17	39.39	0.89
Language Scale Score	48	4367	471.44	43.73	0.81
Research to Build and Present Knowledge Domain ¹	5	4367	1.83	1.00	.
Production and Distribution of Writing Domain ¹	5	4367	1.51	0.85	.
Text Types and Purposes Domain	13	4367	4.29	2.04	0.46
Conventions of Standard English / Knowledge of Language Domain	20	4367	8.10	3.15	0.60
Vocabulary Acquisition and Use Domain	5	4367	2.90	1.33	0.48

¹ The score for this domain comes from a single 5-point rubric.

**2021 ISASP Summary Statistics
Grade 08 Language / Writing - Paper**

Total Students

Score	N Points	N	Mean	S.D.	Alpha
ELA Scale Score		1436	537.10	51.30	0.92
Language Scale Score	48	1436	540.89	54.74	0.87
Research to Build and Present Knowledge Domain ¹	5	1436	3.04	1.10	.
Production and Distribution of Writing Domain ¹	5	1436	2.81	1.13	.
Text Types and Purposes Domain	13	1436	7.23	2.57	0.61
Conventions of Standard English / Knowledge of Language Domain	20	1436	12.31	3.61	0.71
Vocabulary Acquisition and Use Domain	5	1436	3.81	1.20	0.52

¹ The score for this domain comes from a single 5-point rubric.

Female Students

Score	N Points	N	Mean	S.D.	Alpha
ELA Scale Score		717	549.25	48.26	0.92
Language Scale Score	48	717	556.17	50.44	0.84
Research to Build and Present Knowledge Domain ¹	5	717	3.34	1.05	.
Production and Distribution of Writing Domain ¹	5	717	3.12	1.08	.
Text Types and Purposes Domain	13	717	7.85	2.44	0.57
Conventions of Standard English / Knowledge of Language Domain	20	717	13.21	3.36	0.69
Vocabulary Acquisition and Use Domain	5	717	3.96	1.06	0.45

¹ The score for this domain comes from a single 5-point rubric.

Male Students

Score	N Points	N	Mean	S.D.	Alpha
ELA Scale Score		719	524.99	51.40	0.93
Language Scale Score	48	719	525.65	54.66	0.87
Research to Build and Present Knowledge Domain ¹	5	719	2.74	1.07	.
Production and Distribution of Writing Domain ¹	5	719	2.50	1.09	.
Text Types and Purposes Domain	13	719	6.61	2.55	0.62
Conventions of Standard English / Knowledge of Language Domain	20	719	11.42	3.64	0.70
Vocabulary Acquisition and Use Domain	5	719	3.65	1.30	0.56

¹ The score for this domain comes from a single 5-point rubric.

**2021 ISASP Summary Statistics
Grade 08 Language / Writing - Paper**

White Students

Score	N Points	N	Mean	S.D.	Alpha
ELA Scale Score		1253	540.06	50.28	0.92
Language Scale Score	48	1253	543.98	53.24	0.86
Research to Build and Present Knowledge Domain ¹	5	1253	3.10	1.08	.
Production and Distribution of Writing Domain ¹	5	1253	2.87	1.11	.
Text Types and Purposes Domain	13	1253	7.37	2.52	0.60
Conventions of Standard English / Knowledge of Language Domain	20	1253	12.48	3.54	0.70
Vocabulary Acquisition and Use Domain	5	1253	3.86	1.17	0.52

¹ The score for this domain comes from a single 5-point rubric.

Black/African American Students

Score	N Points	N	Mean	S.D.	Alpha
ELA Scale Score		31	483.77	41.33	0.89
Language Scale Score	48	31	485.19	49.30	0.82
Research to Build and Present Knowledge Domain ¹	5	31	2.10	1.22	.
Production and Distribution of Writing Domain ¹	5	31	1.90	1.16	.
Text Types and Purposes Domain	13	31	4.65	1.96	0.29
Conventions of Standard English / Knowledge of Language Domain	20	31	8.97	3.27	0.57
Vocabulary Acquisition and Use Domain	5	31	3.10	1.33	0.47

¹ The score for this domain comes from a single 5-point rubric.

Asian Students

Score	N Points	N	Mean	S.D.	Alpha
ELA Scale Score		22	544.55	52.60	0.93
Language Scale Score	48	22	550.14	56.76	0.90
Research to Build and Present Knowledge Domain ¹	5	22	3.18	0.80	.
Production and Distribution of Writing Domain ¹	5	22	2.73	0.94	.
Text Types and Purposes Domain	13	22	7.64	2.97	0.76
Conventions of Standard English / Knowledge of Language Domain	20	22	13.05	3.79	0.75
Vocabulary Acquisition and Use Domain	5	22	4.05	1.00	0.29

¹ The score for this domain comes from a single 5-point rubric.

**2021 ISASP Summary Statistics
Grade 08 Language / Writing - Paper**

American Indian/Alaskan Native Students¹

Score	N Points	N	Mean	S.D.	Alpha
ELA Scale Score		--	--	--	--
Language Scale Score	48	--	--	--	--
Research to Build and Present Knowledge Domain	5	--	--	--	--
Production and Distribution of Writing Domain	5	--	--	--	--
Text Types and Purposes Domain	13	--	--	--	--
Conventions of Standard English / Knowledge of Language Domain	20	--	--	--	--
Vocabulary Acquisition and Use Domain	5	--	--	--	--

¹ The cells containing '--' are due to counts too small to report.

Native Hawaiian/Pacific Islander Students¹

Score	N Points	N	Mean	S.D.	Alpha
ELA Scale Score		--	--	--	--
Language Scale Score	48	--	--	--	--
Research to Build and Present Knowledge Domain	5	--	--	--	--
Production and Distribution of Writing Domain	5	--	--	--	--
Text Types and Purposes Domain	13	--	--	--	--
Conventions of Standard English / Knowledge of Language Domain	20	--	--	--	--
Vocabulary Acquisition and Use Domain	5	--	--	--	--

¹ The cells containing '--' are due to counts too small to report.

Multi-Racial Students

Score	N Points	N	Mean	S.D.	Alpha
ELA Scale Score		31	523.65	63.45	0.94
Language Scale Score	48	31	519.10	72.01	0.89
Research to Build and Present Knowledge Domain ¹	5	31	2.42	1.43	.
Production and Distribution of Writing Domain ¹	5	31	2.45	1.34	.
Text Types and Purposes Domain	13	31	6.32	3.03	0.70
Conventions of Standard English / Knowledge of Language Domain	20	31	10.97	4.39	0.78
Vocabulary Acquisition and Use Domain	5	31	3.45	1.31	0.51

¹ The score for this domain comes from a single 5-point rubric.

**2021 ISASP Summary Statistics
Grade 08 Language / Writing - Paper**

Hispanic Students

Score	N Points	N	Mean	S.D.	Alpha
ELA Scale Score		90	520.22	49.76	0.92
Language Scale Score	48	90	525.50	55.43	0.87
Research to Build and Present Knowledge Domain ¹	5	90	2.84	1.04	.
Production and Distribution of Writing Domain ¹	5	90	2.54	1.04	.
Text Types and Purposes Domain	13	90	6.51	2.55	0.63
Conventions of Standard English / Knowledge of Language Domain	20	90	11.51	3.70	0.71
Vocabulary Acquisition and Use Domain	5	90	3.43	1.33	0.56

¹ The score for this domain comes from a single 5-point rubric.

English Language Learner (ELL) Students

Score	N Points	N	Mean	S.D.	Alpha
ELA Scale Score		25	481.80	34.99	0.86
Language Scale Score	48	25	486.28	40.84	0.78
Research to Build and Present Knowledge Domain ¹	5	25	2.28	1.02	.
Production and Distribution of Writing Domain ¹	5	25	1.96	0.84	.
Text Types and Purposes Domain	13	25	4.64	1.85	0.35
Conventions of Standard English / Knowledge of Language Domain	20	25	9.52	2.82	0.52
Vocabulary Acquisition and Use Domain	5	25	2.52	1.36	0.50

¹ The score for this domain comes from a single 5-point rubric.

Students with Free or Reduced Lunch (FRL)

Score	N Points	N	Mean	S.D.	Alpha
ELA Scale Score		425	512.90	49.85	0.92
Language Scale Score	48	425	514.99	54.21	0.86
Research to Build and Present Knowledge Domain ¹	5	425	2.60	1.09	.
Production and Distribution of Writing Domain ¹	5	425	2.36	1.09	.
Text Types and Purposes Domain	13	425	6.09	2.53	0.62
Conventions of Standard English / Knowledge of Language Domain	20	425	10.84	3.62	0.69
Vocabulary Acquisition and Use Domain	5	425	3.40	1.37	0.59

¹ The score for this domain comes from a single 5-point rubric.

**2021 ISASP Summary Statistics
Grade 08 Language / Writing - Paper**

Students with an Individual Education Plan (IEP)

Score	N Points	N	Mean	S.D.	Alpha
ELA Scale Score		218	476.89	35.62	0.87
Language Scale Score	48	218	476.44	43.22	0.79
Research to Build and Present Knowledge Domain ¹	5	218	2.00	1.00	.
Production and Distribution of Writing Domain ¹	5	218	1.82	0.98	.
Text Types and Purposes Domain	13	218	4.58	1.96	0.37
Conventions of Standard English / Knowledge of Language Domain	20	218	8.28	3.08	0.57
Vocabulary Acquisition and Use Domain	5	218	2.75	1.44	0.54

¹ The score for this domain comes from a single 5-point rubric.

**2021 ISASP Summary Statistics
Grade 09 Language / Writing - Combined**

Total Students

Score	N Points	N	Mean	S.D.	Alpha
ELA Scale Score		37274	540.57	57.10	0.92
Language Scale Score	49	37274	540.81	60.27	0.86
Research to Build and Present Knowledge Domain ¹	5	37274	2.60	0.95	.
Production and Distribution of Writing Domain ¹	5	37274	2.36	0.96	.
Text Types and Purposes Domain	16	37274	8.90	2.91	0.64
Conventions of Standard English / Knowledge of Language Domain	19	37274	10.30	3.32	0.70
Vocabulary Acquisition and Use Domain	4	37274	2.21	0.99	0.23

¹ The score for this domain comes from a single 5-point rubric.

Female Students

Score	N Points	N	Mean	S.D.	Alpha
ELA Scale Score		17990	549.31	55.44	0.91
Language Scale Score	49	17990	552.95	57.72	0.85
Research to Build and Present Knowledge Domain ¹	5	17990	2.84	0.88	.
Production and Distribution of Writing Domain ¹	5	17990	2.59	0.92	.
Text Types and Purposes Domain	16	17990	9.43	2.80	0.64
Conventions of Standard English / Knowledge of Language Domain	19	17990	10.91	3.19	0.69
Vocabulary Acquisition and Use Domain	4	17990	2.16	0.97	0.19

¹ The score for this domain comes from a single 5-point rubric.

Male Students

Score	N Points	N	Mean	S.D.	Alpha
ELA Scale Score		19284	532.42	57.43	0.92
Language Scale Score	49	19284	529.49	60.39	0.86
Research to Build and Present Knowledge Domain ¹	5	19284	2.39	0.96	.
Production and Distribution of Writing Domain ¹	5	19284	2.14	0.95	.
Text Types and Purposes Domain	16	19284	8.40	2.92	0.64
Conventions of Standard English / Knowledge of Language Domain	19	19284	9.73	3.33	0.70
Vocabulary Acquisition and Use Domain	4	19284	2.25	1.02	0.26

¹ The score for this domain comes from a single 5-point rubric.

**2021 ISASP Summary Statistics
Grade 09 Language / Writing - Combined**

White Students

Score	N Points	N	Mean	S.D.	Alpha
ELA Scale Score		28642	547.87	55.09	0.91
Language Scale Score	49	28642	548.42	57.83	0.85
Research to Build and Present Knowledge Domain ¹	5	28642	2.70	0.91	.
Production and Distribution of Writing Domain ¹	5	28642	2.45	0.93	.
Text Types and Purposes Domain	16	28642	9.22	2.81	0.63
Conventions of Standard English / Knowledge of Language Domain	19	28642	10.70	3.18	0.68
Vocabulary Acquisition and Use Domain	4	28642	2.29	0.98	0.22

¹ The score for this domain comes from a single 5-point rubric.

Black/African American Students

Score	N Points	N	Mean	S.D.	Alpha
ELA Scale Score		2015	495.98	50.00	0.90
Language Scale Score	49	2015	494.38	56.07	0.84
Research to Build and Present Knowledge Domain ¹	5	2015	1.95	1.03	.
Production and Distribution of Writing Domain ¹	5	2015	1.74	0.97	.
Text Types and Purposes Domain	16	2015	6.85	2.78	0.58
Conventions of Standard English / Knowledge of Language Domain	19	2015	7.94	3.19	0.65
Vocabulary Acquisition and Use Domain	4	2015	1.81	0.99	0.23

¹ The score for this domain comes from a single 5-point rubric.

Asian Students

Score	N Points	N	Mean	S.D.	Alpha
ELA Scale Score		753	555.24	59.87	0.92
Language Scale Score	49	753	555.75	61.40	0.87
Research to Build and Present Knowledge Domain ¹	5	753	2.88	0.92	.
Production and Distribution of Writing Domain ¹	5	753	2.58	0.96	.
Text Types and Purposes Domain	16	753	9.47	2.85	0.63
Conventions of Standard English / Knowledge of Language Domain	19	753	11.13	3.45	0.74
Vocabulary Acquisition and Use Domain	4	753	2.22	0.97	0.18

¹ The score for this domain comes from a single 5-point rubric.

**2021 ISASP Summary Statistics
Grade 09 Language / Writing - Combined**

American Indian/Alaskan Native Students

Score	N Points	N	Mean	S.D.	Alpha
ELA Scale Score		115	509.78	54.61	0.91
Language Scale Score	49	115	508.90	57.87	0.85
Research to Build and Present Knowledge Domain ¹	5	115	2.17	0.97	.
Production and Distribution of Writing Domain ¹	5	115	1.85	0.89	.
Text Types and Purposes Domain	16	115	7.68	2.85	0.62
Conventions of Standard English / Knowledge of Language Domain	19	115	8.79	3.24	0.67
Vocabulary Acquisition and Use Domain	4	115	1.84	1.07	0.38

¹ The score for this domain comes from a single 5-point rubric.

Native Hawaiian/Pacific Islander Students

Score	N Points	N	Mean	S.D.	Alpha
ELA Scale Score		131	484.90	45.34	0.89
Language Scale Score	49	131	486.23	50.22	0.81
Research to Build and Present Knowledge Domain ¹	5	131	1.93	0.90	.
Production and Distribution of Writing Domain ¹	5	131	1.67	0.82	.
Text Types and Purposes Domain	16	131	6.60	2.55	0.51
Conventions of Standard English / Knowledge of Language Domain	19	131	7.69	2.81	0.58
Vocabulary Acquisition and Use Domain	4	131	1.54	0.91	0.12

¹ The score for this domain comes from a single 5-point rubric.

Multi-Racial Students

Score	N Points	N	Mean	S.D.	Alpha
ELA Scale Score		1436	531.15	58.69	0.92
Language Scale Score	49	1436	530.52	62.06	0.87
Research to Build and Present Knowledge Domain ¹	5	1436	2.46	1.00	.
Production and Distribution of Writing Domain ¹	5	1436	2.24	1.00	.
Text Types and Purposes Domain	16	1436	8.49	3.00	0.66
Conventions of Standard English / Knowledge of Language Domain	19	1436	9.73	3.39	0.70
Vocabulary Acquisition and Use Domain	4	1436	2.12	1.02	0.25

¹ The score for this domain comes from a single 5-point rubric.

**2021 ISASP Summary Statistics
Grade 09 Language / Writing - Combined**

Hispanic Students

Score	N Points	N	Mean	S.D.	Alpha
ELA Scale Score		4182	515.24	54.26	0.91
Language Scale Score	49	4182	514.54	58.81	0.86
Research to Build and Present Knowledge Domain ¹	5	4182	2.31	0.99	.
Production and Distribution of Writing Domain ¹	5	4182	2.07	0.97	.
Text Types and Purposes Domain	16	4182	7.79	2.94	0.64
Conventions of Standard English / Knowledge of Language Domain	19	4182	8.90	3.30	0.68
Vocabulary Acquisition and Use Domain	4	4182	1.89	0.97	0.18

¹ The score for this domain comes from a single 5-point rubric.

English Language Learner (ELL) Students

Score	N Points	N	Mean	S.D.	Alpha
ELA Scale Score		1776	471.29	34.04	0.83
Language Scale Score	49	1776	468.74	41.21	0.76
Research to Build and Present Knowledge Domain ¹	5	1776	1.68	0.90	.
Production and Distribution of Writing Domain ¹	5	1776	1.47	0.81	.
Text Types and Purposes Domain	16	1776	5.78	2.29	0.41
Conventions of Standard English / Knowledge of Language Domain	19	1776	6.45	2.59	0.51
Vocabulary Acquisition and Use Domain	4	1776	1.56	0.92	0.09

¹ The score for this domain comes from a single 5-point rubric.

Students with Free or Reduced Lunch (FRL)

Score	N Points	N	Mean	S.D.	Alpha
ELA Scale Score		13919	516.30	53.02	0.91
Language Scale Score	49	13919	515.78	57.89	0.85
Research to Build and Present Knowledge Domain ¹	5	13919	2.28	0.98	.
Production and Distribution of Writing Domain ¹	5	13919	2.04	0.96	.
Text Types and Purposes Domain	16	13919	7.85	2.87	0.62
Conventions of Standard English / Knowledge of Language Domain	19	13919	9.02	3.24	0.67
Vocabulary Acquisition and Use Domain	4	13919	1.98	0.98	0.20

¹ The score for this domain comes from a single 5-point rubric.

**2021 ISASP Summary Statistics
Grade 09 Language / Writing - Combined**

Students with an Individual Education Plan (IEP)

Score	N Points	N	Mean	S.D.	Alpha
ELA Scale Score		4150	476.46	39.31	0.86
Language Scale Score	49	4150	471.56	44.26	0.78
Research to Build and Present Knowledge Domain ¹	5	4150	1.62	0.87	.
Production and Distribution of Writing Domain ¹	5	4150	1.44	0.80	.
Text Types and Purposes Domain	16	4150	5.95	2.43	0.48
Conventions of Standard English / Knowledge of Language Domain	19	4150	6.66	2.66	0.53
Vocabulary Acquisition and Use Domain	4	4150	1.72	0.96	0.16

¹ The score for this domain comes from a single 5-point rubric.

**2021 ISASP Summary Statistics
Grade 09 Language / Writing - Online**

Total Students

Score	N Points	N	Mean	S.D.	Alpha
ELA Scale Score		35771	540.21	57.20	0.92
Language Scale Score	49	35771	540.53	60.44	0.86
Research to Build and Present Knowledge Domain ¹	5	35771	2.60	0.96	.
Production and Distribution of Writing Domain ¹	5	35771	2.36	0.96	.
Text Types and Purposes Domain	16	35771	8.89	2.92	0.64
Conventions of Standard English / Knowledge of Language Domain	19	35771	10.29	3.32	0.70
Vocabulary Acquisition and Use Domain	4	35771	2.20	0.99	0.23

¹ The score for this domain comes from a single 5-point rubric.

Female Students

Score	N Points	N	Mean	S.D.	Alpha
ELA Scale Score		17298	548.96	55.52	0.91
Language Scale Score	49	17298	552.64	57.88	0.85
Research to Build and Present Knowledge Domain ¹	5	17298	2.83	0.88	.
Production and Distribution of Writing Domain ¹	5	17298	2.59	0.92	.
Text Types and Purposes Domain	16	17298	9.42	2.81	0.64
Conventions of Standard English / Knowledge of Language Domain	19	17298	10.90	3.20	0.69
Vocabulary Acquisition and Use Domain	4	17298	2.15	0.97	0.19

¹ The score for this domain comes from a single 5-point rubric.

Male Students

Score	N Points	N	Mean	S.D.	Alpha
ELA Scale Score		18473	532.01	57.54	0.92
Language Scale Score	49	18473	529.18	60.60	0.86
Research to Build and Present Knowledge Domain ¹	5	18473	2.38	0.97	.
Production and Distribution of Writing Domain ¹	5	18473	2.14	0.96	.
Text Types and Purposes Domain	16	18473	8.40	2.93	0.64
Conventions of Standard English / Knowledge of Language Domain	19	18473	9.72	3.33	0.70
Vocabulary Acquisition and Use Domain	4	18473	2.24	1.02	0.26

¹ The score for this domain comes from a single 5-point rubric.

**2021 ISASP Summary Statistics
Grade 09 Language / Writing - Online**

White Students

Score	N Points	N	Mean	S.D.	Alpha
ELA Scale Score		27330	547.60	55.20	0.91
Language Scale Score	49	27330	548.25	58.04	0.85
Research to Build and Present Knowledge Domain ¹	5	27330	2.69	0.91	.
Production and Distribution of Writing Domain ¹	5	27330	2.45	0.93	.
Text Types and Purposes Domain	16	27330	9.22	2.81	0.63
Conventions of Standard English / Knowledge of Language Domain	19	27330	10.69	3.19	0.68
Vocabulary Acquisition and Use Domain	4	27330	2.28	0.98	0.22

¹ The score for this domain comes from a single 5-point rubric.

Black/African American Students

Score	N Points	N	Mean	S.D.	Alpha
ELA Scale Score		1984	495.79	49.83	0.90
Language Scale Score	49	1984	494.21	55.91	0.84
Research to Build and Present Knowledge Domain ¹	5	1984	1.95	1.03	.
Production and Distribution of Writing Domain ¹	5	1984	1.74	0.97	.
Text Types and Purposes Domain	16	1984	6.85	2.77	0.57
Conventions of Standard English / Knowledge of Language Domain	19	1984	7.94	3.18	0.65
Vocabulary Acquisition and Use Domain	4	1984	1.80	0.99	0.22

¹ The score for this domain comes from a single 5-point rubric.

Asian Students

Score	N Points	N	Mean	S.D.	Alpha
ELA Scale Score		738	555.46	60.06	0.92
Language Scale Score	49	738	556.08	61.47	0.87
Research to Build and Present Knowledge Domain ¹	5	738	2.88	0.92	.
Production and Distribution of Writing Domain ¹	5	738	2.58	0.96	.
Text Types and Purposes Domain	16	738	9.49	2.86	0.63
Conventions of Standard English / Knowledge of Language Domain	19	738	11.14	3.45	0.74
Vocabulary Acquisition and Use Domain	4	738	2.22	0.97	0.18

¹ The score for this domain comes from a single 5-point rubric.

**2021 ISASP Summary Statistics
Grade 09 Language / Writing - Online**

American Indian/Alaskan Native Students

Score	N Points	N	Mean	S.D.	Alpha
ELA Scale Score		111	509.84	54.83	0.91
Language Scale Score	49	111	509.75	57.59	0.84
Research to Build and Present Knowledge Domain ¹	5	111	2.19	0.97	.
Production and Distribution of Writing Domain ¹	5	111	1.86	0.90	.
Text Types and Purposes Domain	16	111	7.72	2.85	0.62
Conventions of Standard English / Knowledge of Language Domain	19	111	8.83	3.23	0.67
Vocabulary Acquisition and Use Domain	4	111	1.85	1.05	0.35

¹ The score for this domain comes from a single 5-point rubric.

Native Hawaiian/Pacific Islander Students

Score	N Points	N	Mean	S.D.	Alpha
ELA Scale Score		126	484.33	44.81	0.89
Language Scale Score	49	126	485.90	49.93	0.81
Research to Build and Present Knowledge Domain ¹	5	126	1.91	0.90	.
Production and Distribution of Writing Domain ¹	5	126	1.67	0.83	.
Text Types and Purposes Domain	16	126	6.56	2.56	0.52
Conventions of Standard English / Knowledge of Language Domain	19	126	7.69	2.80	0.57
Vocabulary Acquisition and Use Domain	4	126	1.56	0.89	0.09

¹ The score for this domain comes from a single 5-point rubric.

Multi-Racial Students

Score	N Points	N	Mean	S.D.	Alpha
ELA Scale Score		1404	531.47	58.70	0.92
Language Scale Score	49	1404	530.72	62.01	0.86
Research to Build and Present Knowledge Domain ¹	5	1404	2.46	1.00	.
Production and Distribution of Writing Domain ¹	5	1404	2.24	1.00	.
Text Types and Purposes Domain	16	1404	8.51	3.00	0.66
Conventions of Standard English / Knowledge of Language Domain	19	1404	9.75	3.37	0.70
Vocabulary Acquisition and Use Domain	4	1404	2.11	1.01	0.24

¹ The score for this domain comes from a single 5-point rubric.

**2021 ISASP Summary Statistics
Grade 09 Language / Writing - Online**

Hispanic Students

Score	N Points	N	Mean	S.D.	Alpha
ELA Scale Score		4078	515.09	54.27	0.91
Language Scale Score	49	4078	514.39	58.84	0.86
Research to Build and Present Knowledge Domain ¹	5	4078	2.31	0.99	.
Production and Distribution of Writing Domain ¹	5	4078	2.06	0.97	.
Text Types and Purposes Domain	16	4078	7.79	2.94	0.64
Conventions of Standard English / Knowledge of Language Domain	19	4078	8.89	3.31	0.69
Vocabulary Acquisition and Use Domain	4	4078	1.89	0.97	0.18

¹ The score for this domain comes from a single 5-point rubric.

English Language Learner (ELL) Students

Score	N Points	N	Mean	S.D.	Alpha
ELA Scale Score		1743	471.08	34.00	0.83
Language Scale Score	49	1743	468.49	41.08	0.76
Research to Build and Present Knowledge Domain ¹	5	1743	1.67	0.90	.
Production and Distribution of Writing Domain ¹	5	1743	1.46	0.81	.
Text Types and Purposes Domain	16	1743	5.78	2.29	0.41
Conventions of Standard English / Knowledge of Language Domain	19	1743	6.44	2.59	0.51
Vocabulary Acquisition and Use Domain	4	1743	1.56	0.92	0.09

¹ The score for this domain comes from a single 5-point rubric.

Students with Free or Reduced Lunch (FRL)

Score	N Points	N	Mean	S.D.	Alpha
ELA Scale Score		13466	516.03	53.08	0.91
Language Scale Score	49	13466	515.57	57.99	0.85
Research to Build and Present Knowledge Domain ¹	5	13466	2.27	0.98	.
Production and Distribution of Writing Domain ¹	5	13466	2.04	0.96	.
Text Types and Purposes Domain	16	13466	7.84	2.87	0.62
Conventions of Standard English / Knowledge of Language Domain	19	13466	9.01	3.24	0.67
Vocabulary Acquisition and Use Domain	4	13466	1.97	0.98	0.19

¹ The score for this domain comes from a single 5-point rubric.

**2021 ISASP Summary Statistics
Grade 09 Language / Writing - Online**

Students with an Individual Education Plan (IEP)

Score	N Points	N	Mean	S.D.	Alpha
ELA Scale Score		3906	475.86	39.23	0.86
Language Scale Score	49	3906	470.90	44.29	0.78
Research to Build and Present Knowledge Domain ¹	5	3906	1.59	0.87	.
Production and Distribution of Writing Domain ¹	5	3906	1.42	0.80	.
Text Types and Purposes Domain	16	3906	5.93	2.43	0.49
Conventions of Standard English / Knowledge of Language Domain	19	3906	6.63	2.66	0.53
Vocabulary Acquisition and Use Domain	4	3906	1.71	0.96	0.15

¹ The score for this domain comes from a single 5-point rubric.

**2021 ISASP Summary Statistics
Grade 09 Language / Writing - Paper**

Total Students

Score	N Points	N	Mean	S.D.	Alpha
ELA Scale Score		1503	549.26	54.04	0.91
Language Scale Score	49	1503	547.64	55.42	0.85
Research to Build and Present Knowledge Domain ¹	5	1503	2.77	0.75	.
Production and Distribution of Writing Domain ¹	5	1503	2.43	0.84	.
Text Types and Purposes Domain	16	1503	9.12	2.76	0.64
Conventions of Standard English / Knowledge of Language Domain	19	1503	10.63	3.15	0.68
Vocabulary Acquisition and Use Domain	4	1503	2.32	0.99	0.26

¹ The score for this domain comes from a single 5-point rubric.

Female Students

Score	N Points	N	Mean	S.D.	Alpha
ELA Scale Score		692	558.01	52.68	0.91
Language Scale Score	49	692	560.73	53.15	0.84
Research to Build and Present Knowledge Domain ¹	5	692	2.97	0.72	.
Production and Distribution of Writing Domain ¹	5	692	2.68	0.86	.
Text Types and Purposes Domain	16	692	9.77	2.65	0.63
Conventions of Standard English / Knowledge of Language Domain	19	692	11.21	3.04	0.68
Vocabulary Acquisition and Use Domain	4	692	2.29	0.97	0.24

¹ The score for this domain comes from a single 5-point rubric.

Male Students

Score	N Points	N	Mean	S.D.	Alpha
ELA Scale Score		811	541.79	54.10	0.91
Language Scale Score	49	811	536.48	54.91	0.85
Research to Build and Present Knowledge Domain ¹	5	811	2.59	0.74	.
Production and Distribution of Writing Domain ¹	5	811	2.22	0.77	.
Text Types and Purposes Domain	16	811	8.56	2.72	0.63
Conventions of Standard English / Knowledge of Language Domain	19	811	10.13	3.15	0.68
Vocabulary Acquisition and Use Domain	4	811	2.34	1.01	0.29

¹ The score for this domain comes from a single 5-point rubric.

**2021 ISASP Summary Statistics
Grade 09 Language / Writing - Paper**

White Students

Score	N Points	N	Mean	S.D.	Alpha
ELA Scale Score		1312	553.59	52.49	0.91
Language Scale Score	49	1312	551.94	53.34	0.84
Research to Build and Present Knowledge Domain ¹	5	1312	2.81	0.72	.
Production and Distribution of Writing Domain ¹	5	1312	2.48	0.82	.
Text Types and Purposes Domain	16	1312	9.32	2.68	0.63
Conventions of Standard English / Knowledge of Language Domain	19	1312	10.86	3.03	0.67
Vocabulary Acquisition and Use Domain	4	1312	2.37	0.97	0.24

¹ The score for this domain comes from a single 5-point rubric.

Black/African American Students

Score	N Points	N	Mean	S.D.	Alpha
ELA Scale Score		31	507.97	59.47	0.93
Language Scale Score	49	31	505.03	65.63	0.89
Research to Build and Present Knowledge Domain ¹	5	31	2.16	1.04	.
Production and Distribution of Writing Domain ¹	5	31	1.81	1.01	.
Text Types and Purposes Domain	16	31	7.03	3.12	0.66
Conventions of Standard English / Knowledge of Language Domain	19	31	8.32	3.75	0.73
Vocabulary Acquisition and Use Domain	4	31	2.16	1.24	0.59

¹ The score for this domain comes from a single 5-point rubric.

Asian Students

Score	N Points	N	Mean	S.D.	Alpha
ELA Scale Score		15	544.67	50.47	0.90
Language Scale Score	49	15	539.33	57.47	0.83
Research to Build and Present Knowledge Domain ¹	5	15	2.67	0.90	.
Production and Distribution of Writing Domain ¹	5	15	2.47	0.92	.
Text Types and Purposes Domain	16	15	8.27	2.15	0.28
Conventions of Standard English / Knowledge of Language Domain	19	15	10.73	3.75	0.76
Vocabulary Acquisition and Use Domain	4	15	2.13	0.99	0.21

¹ The score for this domain comes from a single 5-point rubric.

**2021 ISASP Summary Statistics
Grade 09 Language / Writing - Paper**

American Indian/Alaskan Native Students¹

Score	N Points	N	Mean	S.D.	Alpha
ELA Scale Score		--	--	--	--
Language Scale Score	49	--	--	--	--
Research to Build and Present Knowledge Domain	5	--	--	--	--
Production and Distribution of Writing Domain	5	--	--	--	--
Text Types and Purposes Domain	16	--	--	--	--
Conventions of Standard English / Knowledge of Language Domain	19	--	--	--	--
Vocabulary Acquisition and Use Domain	4	--	--	--	--

¹ The cells containing '--' are due to counts too small to report.

Native Hawaiian/Pacific Islander Students¹

Score	N Points	N	Mean	S.D.	Alpha
ELA Scale Score		--	--	--	--
Language Scale Score	49	--	--	--	--
Research to Build and Present Knowledge Domain	5	--	--	--	--
Production and Distribution of Writing Domain	5	--	--	--	--
Text Types and Purposes Domain	16	--	--	--	--
Conventions of Standard English / Knowledge of Language Domain	19	--	--	--	--
Vocabulary Acquisition and Use Domain	4	--	--	--	--

¹ The cells containing '--' are due to counts too small to report.

Multi-Racial Students

Score	N Points	N	Mean	S.D.	Alpha
ELA Scale Score		32	517.03	57.37	0.92
Language Scale Score	49	32	521.53	64.58	0.90
Research to Build and Present Knowledge Domain ¹	5	32	2.50	0.98	.
Production and Distribution of Writing Domain ¹	5	32	2.09	0.96	.
Text Types and Purposes Domain	16	32	7.94	2.98	0.64
Conventions of Standard English / Knowledge of Language Domain	19	32	8.88	4.04	0.80
Vocabulary Acquisition and Use Domain	4	32	2.22	1.16	0.39

¹ The score for this domain comes from a single 5-point rubric.

**2021 ISASP Summary Statistics
Grade 09 Language / Writing - Paper**

Hispanic Students

Score	N Points	N	Mean	S.D.	Alpha
ELA Scale Score		104	521.46	53.65	0.91
Language Scale Score	49	104	520.32	57.27	0.85
Research to Build and Present Knowledge Domain ¹	5	104	2.57	0.86	.
Production and Distribution of Writing Domain ¹	5	104	2.20	0.89	.
Text Types and Purposes Domain	16	104	7.91	2.92	0.65
Conventions of Standard English / Knowledge of Language Domain	19	104	9.22	3.06	0.64
Vocabulary Acquisition and Use Domain	4	104	1.87	0.94	0.16

¹ The score for this domain comes from a single 5-point rubric.

English Language Learner (ELL) Students

Score	N Points	N	Mean	S.D.	Alpha
ELA Scale Score		33	482.55	34.81	0.79
Language Scale Score	49	33	481.97	46.19	0.78
Research to Build and Present Knowledge Domain ¹	5	33	2.24	0.83	.
Production and Distribution of Writing Domain ¹	5	33	1.94	0.83	.
Text Types and Purposes Domain	16	33	6.24	2.26	0.40
Conventions of Standard English / Knowledge of Language Domain	19	33	7.15	2.75	0.57
Vocabulary Acquisition and Use Domain	4	33	1.36	0.82	0.05

¹ The score for this domain comes from a single 5-point rubric.

Students with Free or Reduced Lunch (FRL)

Score	N Points	N	Mean	S.D.	Alpha
ELA Scale Score		453	524.38	50.76	0.90
Language Scale Score	49	453	521.93	54.54	0.84
Research to Build and Present Knowledge Domain ¹	5	453	2.50	0.82	.
Production and Distribution of Writing Domain ¹	5	453	2.13	0.83	.
Text Types and Purposes Domain	16	453	7.99	2.73	0.60
Conventions of Standard English / Knowledge of Language Domain	19	453	9.25	3.16	0.67
Vocabulary Acquisition and Use Domain	4	453	2.11	1.00	0.26

¹ The score for this domain comes from a single 5-point rubric.

**2021 ISASP Summary Statistics
Grade 09 Language / Writing - Paper**

Students with an Individual Education Plan (IEP)

Score	N Points	N	Mean	S.D.	Alpha
ELA Scale Score		244	485.99	39.42	0.86
Language Scale Score	49	244	482.05	42.55	0.75
Research to Build and Present Knowledge Domain ¹	5	244	2.02	0.80	.
Production and Distribution of Writing Domain ¹	5	244	1.66	0.71	.
Text Types and Purposes Domain	16	244	6.36	2.33	0.45
Conventions of Standard English / Knowledge of Language Domain	19	244	7.05	2.54	0.49
Vocabulary Acquisition and Use Domain	4	244	1.82	0.98	0.20

¹ The score for this domain comes from a single 5-point rubric.

**2021 ISASP Summary Statistics
Grade 10 Language / Writing - Combined**

Total Students

Score	N Points	N	Mean	S.D.	Alpha
ELA Scale Score		35870	570.97	56.49	0.92
Language Scale Score	49	35870	560.44	58.81	0.88
Research to Build and Present Knowledge Domain ¹	5	35870	2.45	1.00	.
Production and Distribution of Writing Domain ¹	5	35870	2.18	1.05	.
Text Types and Purposes Domain	13	35870	6.30	2.70	0.67
Conventions of Standard English / Knowledge of Language Domain	22	35870	13.02	3.98	0.75
Vocabulary Acquisition and Use Domain	4	35870	2.43	1.03	0.32

¹ The score for this domain comes from a single 5-point rubric.

Female Students

Score	N Points	N	Mean	S.D.	Alpha
ELA Scale Score		17401	580.28	54.03	0.92
Language Scale Score	49	17401	572.35	56.91	0.87
Research to Build and Present Knowledge Domain ¹	5	17401	2.68	0.97	.
Production and Distribution of Writing Domain ¹	5	17401	2.43	1.04	.
Text Types and Purposes Domain	13	17401	6.81	2.66	0.67
Conventions of Standard English / Knowledge of Language Domain	22	17401	13.67	3.79	0.74
Vocabulary Acquisition and Use Domain	4	17401	2.52	0.98	0.27

¹ The score for this domain comes from a single 5-point rubric.

Male Students

Score	N Points	N	Mean	S.D.	Alpha
ELA Scale Score		18469	562.19	57.35	0.93
Language Scale Score	49	18469	549.21	58.37	0.88
Research to Build and Present Knowledge Domain ¹	5	18469	2.23	0.97	.
Production and Distribution of Writing Domain ¹	5	18469	1.96	1.01	.
Text Types and Purposes Domain	13	18469	5.82	2.66	0.65
Conventions of Standard English / Knowledge of Language Domain	22	18469	12.40	4.06	0.76
Vocabulary Acquisition and Use Domain	4	18469	2.35	1.07	0.35

¹ The score for this domain comes from a single 5-point rubric.

**2021 ISASP Summary Statistics
Grade 10 Language / Writing - Combined**

White Students

Score	N Points	N	Mean	S.D.	Alpha
ELA Scale Score		27741	577.80	54.78	0.92
Language Scale Score	49	27741	567.25	57.08	0.87
Research to Build and Present Knowledge Domain ¹	5	27741	2.54	0.97	.
Production and Distribution of Writing Domain ¹	5	27741	2.28	1.03	.
Text Types and Purposes Domain	13	27741	6.57	2.66	0.66
Conventions of Standard English / Knowledge of Language Domain	22	27741	13.48	3.85	0.74
Vocabulary Acquisition and Use Domain	4	27741	2.50	1.00	0.28

¹ The score for this domain comes from a single 5-point rubric.

Black/African American Students

Score	N Points	N	Mean	S.D.	Alpha
ELA Scale Score		1854	528.97	50.38	0.91
Language Scale Score	49	1854	517.99	53.43	0.86
Research to Build and Present Knowledge Domain ¹	5	1854	1.81	1.02	.
Production and Distribution of Writing Domain ¹	5	1854	1.54	0.99	.
Text Types and Purposes Domain	13	1854	4.60	2.40	0.56
Conventions of Standard English / Knowledge of Language Domain	22	1854	10.24	3.79	0.70
Vocabulary Acquisition and Use Domain	4	1854	2.02	1.14	0.42

¹ The score for this domain comes from a single 5-point rubric.

Asian Students

Score	N Points	N	Mean	S.D.	Alpha
ELA Scale Score		797	584.93	61.16	0.93
Language Scale Score	49	797	576.19	64.02	0.89
Research to Build and Present Knowledge Domain ¹	5	797	2.75	1.05	.
Production and Distribution of Writing Domain ¹	5	797	2.50	1.13	.
Text Types and Purposes Domain	13	797	7.00	2.88	0.72
Conventions of Standard English / Knowledge of Language Domain	22	797	13.80	4.15	0.78
Vocabulary Acquisition and Use Domain	4	797	2.53	1.07	0.44

¹ The score for this domain comes from a single 5-point rubric.

**2021 ISASP Summary Statistics
Grade 10 Language / Writing - Combined**

American Indian/Alaskan Native Students

Score	N Points	N	Mean	S.D.	Alpha
ELA Scale Score		136	538.69	50.55	0.91
Language Scale Score	49	136	525.78	54.12	0.85
Research to Build and Present Knowledge Domain ¹	5	136	1.99	1.05	.
Production and Distribution of Writing Domain ¹	5	136	1.73	1.02	.
Text Types and Purposes Domain	13	136	4.80	2.29	0.49
Conventions of Standard English / Knowledge of Language Domain	22	136	10.80	3.76	0.69
Vocabulary Acquisition and Use Domain	4	136	2.02	1.11	0.38

¹ The score for this domain comes from a single 5-point rubric.

Native Hawaiian/Pacific Islander Students

Score	N Points	N	Mean	S.D.	Alpha
ELA Scale Score		127	522.80	52.57	0.91
Language Scale Score	49	127	513.73	55.34	0.88
Research to Build and Present Knowledge Domain ¹	5	127	1.87	0.90	.
Production and Distribution of Writing Domain ¹	5	127	1.62	0.94	.
Text Types and Purposes Domain	13	127	4.36	2.38	0.62
Conventions of Standard English / Knowledge of Language Domain	22	127	9.96	4.12	0.76
Vocabulary Acquisition and Use Domain	4	127	1.83	1.11	0.35

¹ The score for this domain comes from a single 5-point rubric.

Multi-Racial Students

Score	N Points	N	Mean	S.D.	Alpha
ELA Scale Score		1322	560.95	56.53	0.92
Language Scale Score	49	1322	550.68	59.22	0.88
Research to Build and Present Knowledge Domain ¹	5	1322	2.30	1.03	.
Production and Distribution of Writing Domain ¹	5	1322	2.02	1.06	.
Text Types and Purposes Domain	13	1322	5.86	2.73	0.66
Conventions of Standard English / Knowledge of Language Domain	22	1322	12.38	4.01	0.74
Vocabulary Acquisition and Use Domain	4	1322	2.38	1.04	0.31

¹ The score for this domain comes from a single 5-point rubric.

**2021 ISASP Summary Statistics
Grade 10 Language / Writing - Combined**

Hispanic Students

Score	N Points	N	Mean	S.D.	Alpha
ELA Scale Score		3893	545.53	52.71	0.91
Language Scale Score	49	3893	534.96	55.11	0.86
Research to Build and Present Knowledge Domain ¹	5	3893	2.14	0.97	.
Production and Distribution of Writing Domain ¹	5	3893	1.85	1.00	.
Text Types and Purposes Domain	13	3893	5.30	2.52	0.60
Conventions of Standard English / Knowledge of Language Domain	22	3893	11.24	3.84	0.72
Vocabulary Acquisition and Use Domain	4	3893	2.18	1.07	0.34

¹ The score for this domain comes from a single 5-point rubric.

English Language Learner (ELL) Students

Score	N Points	N	Mean	S.D.	Alpha
ELA Scale Score		1814	504.89	34.80	0.85
Language Scale Score	49	1814	495.18	38.59	0.76
Research to Build and Present Knowledge Domain ¹	5	1814	1.61	0.84	.
Production and Distribution of Writing Domain ¹	5	1814	1.31	0.76	.
Text Types and Purposes Domain	13	1814	3.74	1.75	0.27
Conventions of Standard English / Knowledge of Language Domain	22	1814	8.64	3.09	0.56
Vocabulary Acquisition and Use Domain	4	1814	1.64	1.08	0.36

¹ The score for this domain comes from a single 5-point rubric.

Students with Free or Reduced Lunch (FRL)

Score	N Points	N	Mean	S.D.	Alpha
ELA Scale Score		12566	547.83	52.84	0.91
Language Scale Score	49	12566	536.93	55.42	0.86
Research to Build and Present Knowledge Domain ¹	5	12566	2.14	0.99	.
Production and Distribution of Writing Domain ¹	5	12566	1.85	1.02	.
Text Types and Purposes Domain	13	12566	5.32	2.52	0.60
Conventions of Standard English / Knowledge of Language Domain	22	12566	11.49	3.87	0.72
Vocabulary Acquisition and Use Domain	4	12566	2.22	1.08	0.36

¹ The score for this domain comes from a single 5-point rubric.

**2021 ISASP Summary Statistics
Grade 10 Language / Writing - Combined**

Students with an Individual Education Plan (IEP)

Score	N Points	N	Mean	S.D.	Alpha
ELA Scale Score		3656	508.30	39.49	0.87
Language Scale Score	49	3656	495.84	40.93	0.79
Research to Build and Present Knowledge Domain ¹	5	3656	1.55	0.83	.
Production and Distribution of Writing Domain ¹	5	3656	1.27	0.76	.
Text Types and Purposes Domain	13	3656	3.73	1.87	0.38
Conventions of Standard English / Knowledge of Language Domain	22	3656	8.72	3.25	0.60
Vocabulary Acquisition and Use Domain	4	3656	1.76	1.12	0.40

¹ The score for this domain comes from a single 5-point rubric.

**2021 ISASP Summary Statistics
Grade 10 Language / Writing - Online**

Total Students

Score	N Points	N	Mean	S.D.	Alpha
ELA Scale Score		34442	570.69	56.54	0.92
Language Scale Score	49	34442	560.22	58.94	0.88
Research to Build and Present Knowledge Domain ¹	5	34442	2.45	1.00	.
Production and Distribution of Writing Domain ¹	5	34442	2.18	1.06	.
Text Types and Purposes Domain	13	34442	6.29	2.71	0.67
Conventions of Standard English / Knowledge of Language Domain	22	34442	13.00	3.98	0.75
Vocabulary Acquisition and Use Domain	4	34442	2.43	1.03	0.32

¹ The score for this domain comes from a single 5-point rubric.

Female Students

Score	N Points	N	Mean	S.D.	Alpha
ELA Scale Score		16705	579.86	54.04	0.92
Language Scale Score	49	16705	572.01	57.00	0.87
Research to Build and Present Knowledge Domain ¹	5	16705	2.68	0.97	.
Production and Distribution of Writing Domain ¹	5	16705	2.42	1.05	.
Text Types and Purposes Domain	13	16705	6.80	2.66	0.67
Conventions of Standard English / Knowledge of Language Domain	22	16705	13.65	3.79	0.74
Vocabulary Acquisition and Use Domain	4	16705	2.52	0.98	0.26

¹ The score for this domain comes from a single 5-point rubric.

Male Students

Score	N Points	N	Mean	S.D.	Alpha
ELA Scale Score		17737	562.05	57.47	0.93
Language Scale Score	49	17737	549.11	58.58	0.88
Research to Build and Present Knowledge Domain ¹	5	17737	2.23	0.98	.
Production and Distribution of Writing Domain ¹	5	17737	1.96	1.02	.
Text Types and Purposes Domain	13	17737	5.82	2.66	0.65
Conventions of Standard English / Knowledge of Language Domain	22	17737	12.40	4.07	0.76
Vocabulary Acquisition and Use Domain	4	17737	2.35	1.07	0.36

¹ The score for this domain comes from a single 5-point rubric.

**2021 ISASP Summary Statistics
Grade 10 Language / Writing - Online**

White Students

Score	N Points	N	Mean	S.D.	Alpha
ELA Scale Score		26504	577.61	54.80	0.92
Language Scale Score	49	26504	567.13	57.18	0.87
Research to Build and Present Knowledge Domain ¹	5	26504	2.54	0.97	.
Production and Distribution of Writing Domain ¹	5	26504	2.28	1.04	.
Text Types and Purposes Domain	13	26504	6.57	2.66	0.66
Conventions of Standard English / Knowledge of Language Domain	22	26504	13.48	3.85	0.74
Vocabulary Acquisition and Use Domain	4	26504	2.50	1.00	0.28

¹ The score for this domain comes from a single 5-point rubric.

Black/African American Students

Score	N Points	N	Mean	S.D.	Alpha
ELA Scale Score		1829	529.12	50.44	0.91
Language Scale Score	49	1829	518.11	53.58	0.86
Research to Build and Present Knowledge Domain ¹	5	1829	1.81	1.03	.
Production and Distribution of Writing Domain ¹	5	1829	1.54	0.99	.
Text Types and Purposes Domain	13	1829	4.61	2.41	0.56
Conventions of Standard English / Knowledge of Language Domain	22	1829	10.25	3.80	0.70
Vocabulary Acquisition and Use Domain	4	1829	2.03	1.14	0.42

¹ The score for this domain comes from a single 5-point rubric.

Asian Students

Score	N Points	N	Mean	S.D.	Alpha
ELA Scale Score		778	585.31	61.13	0.93
Language Scale Score	49	778	576.61	64.15	0.89
Research to Build and Present Knowledge Domain ¹	5	778	2.75	1.05	.
Production and Distribution of Writing Domain ¹	5	778	2.50	1.13	.
Text Types and Purposes Domain	13	778	7.02	2.88	0.71
Conventions of Standard English / Knowledge of Language Domain	22	778	13.83	4.17	0.78
Vocabulary Acquisition and Use Domain	4	778	2.53	1.07	0.43

¹ The score for this domain comes from a single 5-point rubric.

**2021 ISASP Summary Statistics
Grade 10 Language / Writing - Online**

American Indian/Alaskan Native Students

Score	N Points	N	Mean	S.D.	Alpha
ELA Scale Score		124	539.03	50.59	0.91
Language Scale Score	49	124	526.85	54.69	0.86
Research to Build and Present Knowledge Domain ¹	5	124	2.04	1.05	.
Production and Distribution of Writing Domain ¹	5	124	1.75	1.03	.
Text Types and Purposes Domain	13	124	4.85	2.28	0.49
Conventions of Standard English / Knowledge of Language Domain	22	124	10.84	3.81	0.70
Vocabulary Acquisition and Use Domain	4	124	2.02	1.12	0.38

¹ The score for this domain comes from a single 5-point rubric.

Native Hawaiian/Pacific Islander Students

Score	N Points	N	Mean	S.D.	Alpha
ELA Scale Score		123	521.82	52.66	0.91
Language Scale Score	49	123	512.67	55.24	0.88
Research to Build and Present Knowledge Domain ¹	5	123	1.85	0.89	.
Production and Distribution of Writing Domain ¹	5	123	1.60	0.94	.
Text Types and Purposes Domain	13	123	4.33	2.40	0.63
Conventions of Standard English / Knowledge of Language Domain	22	123	9.89	4.11	0.76
Vocabulary Acquisition and Use Domain	4	123	1.81	1.12	0.37

¹ The score for this domain comes from a single 5-point rubric.

Multi-Racial Students

Score	N Points	N	Mean	S.D.	Alpha
ELA Scale Score		1292	560.79	56.50	0.92
Language Scale Score	49	1292	550.72	59.20	0.88
Research to Build and Present Knowledge Domain ¹	5	1292	2.31	1.03	.
Production and Distribution of Writing Domain ¹	5	1292	2.02	1.06	.
Text Types and Purposes Domain	13	1292	5.86	2.73	0.66
Conventions of Standard English / Knowledge of Language Domain	22	1292	12.40	3.99	0.74
Vocabulary Acquisition and Use Domain	4	1292	2.38	1.05	0.32

¹ The score for this domain comes from a single 5-point rubric.

**2021 ISASP Summary Statistics
Grade 10 Language / Writing - Online**

Hispanic Students

Score	N Points	N	Mean	S.D.	Alpha
ELA Scale Score		3792	545.37	52.88	0.91
Language Scale Score	49	3792	534.73	55.24	0.86
Research to Build and Present Knowledge Domain ¹	5	3792	2.14	0.97	.
Production and Distribution of Writing Domain ¹	5	3792	1.85	1.00	.
Text Types and Purposes Domain	13	3792	5.30	2.52	0.60
Conventions of Standard English / Knowledge of Language Domain	22	3792	11.23	3.85	0.72
Vocabulary Acquisition and Use Domain	4	3792	2.17	1.07	0.34

¹ The score for this domain comes from a single 5-point rubric.

English Language Learner (ELL) Students

Score	N Points	N	Mean	S.D.	Alpha
ELA Scale Score		1773	504.40	34.62	0.85
Language Scale Score	49	1773	494.65	38.40	0.76
Research to Build and Present Knowledge Domain ¹	5	1773	1.60	0.84	.
Production and Distribution of Writing Domain ¹	5	1773	1.30	0.76	.
Text Types and Purposes Domain	13	1773	3.72	1.74	0.26
Conventions of Standard English / Knowledge of Language Domain	22	1773	8.60	3.08	0.55
Vocabulary Acquisition and Use Domain	4	1773	1.63	1.09	0.37

¹ The score for this domain comes from a single 5-point rubric.

Students with Free or Reduced Lunch (FRL)

Score	N Points	N	Mean	S.D.	Alpha
ELA Scale Score		12170	547.57	52.79	0.91
Language Scale Score	49	12170	536.71	55.44	0.86
Research to Build and Present Knowledge Domain ¹	5	12170	2.13	0.99	.
Production and Distribution of Writing Domain ¹	5	12170	1.85	1.02	.
Text Types and Purposes Domain	13	12170	5.31	2.52	0.60
Conventions of Standard English / Knowledge of Language Domain	22	12170	11.48	3.86	0.72
Vocabulary Acquisition and Use Domain	4	12170	2.22	1.09	0.36

¹ The score for this domain comes from a single 5-point rubric.

**2021 ISASP Summary Statistics
Grade 10 Language / Writing - Online**

Students with an Individual Education Plan (IEP)

Score	N Points	N	Mean	S.D.	Alpha
ELA Scale Score		3477	508.39	39.62	0.87
Language Scale Score	49	3477	495.85	41.07	0.79
Research to Build and Present Knowledge Domain ¹	5	3477	1.54	0.83	.
Production and Distribution of Writing Domain ¹	5	3477	1.26	0.75	.
Text Types and Purposes Domain	13	3477	3.73	1.88	0.39
Conventions of Standard English / Knowledge of Language Domain	22	3477	8.74	3.25	0.60
Vocabulary Acquisition and Use Domain	4	3477	1.76	1.13	0.41

¹ The score for this domain comes from a single 5-point rubric.

**2021 ISASP Summary Statistics
Grade 10 Language / Writing - Paper**

Total Students

Score	N Points	N	Mean	S.D.	Alpha
ELA Scale Score		1428	577.57	54.91	0.92
Language Scale Score	49	1428	565.69	55.41	0.88
Research to Build and Present Knowledge Domain ¹	5	1428	2.50	0.91	.
Production and Distribution of Writing Domain ¹	5	1428	2.22	0.91	.
Text Types and Purposes Domain	13	1428	6.58	2.60	0.68
Conventions of Standard English / Knowledge of Language Domain	22	1428	13.33	3.91	0.76
Vocabulary Acquisition and Use Domain	4	1428	2.54	1.01	0.32

¹ The score for this domain comes from a single 5-point rubric.

Female Students

Score	N Points	N	Mean	S.D.	Alpha
ELA Scale Score		696	590.18	52.87	0.92
Language Scale Score	49	696	580.41	54.07	0.88
Research to Build and Present Knowledge Domain ¹	5	696	2.77	0.89	.
Production and Distribution of Writing Domain ¹	5	696	2.50	0.88	.
Text Types and Purposes Domain	13	696	7.19	2.52	0.68
Conventions of Standard English / Knowledge of Language Domain	22	696	14.15	3.78	0.77
Vocabulary Acquisition and Use Domain	4	696	2.65	0.98	0.34

¹ The score for this domain comes from a single 5-point rubric.

Male Students

Score	N Points	N	Mean	S.D.	Alpha
ELA Scale Score		732	565.57	54.15	0.92
Language Scale Score	49	732	551.70	53.01	0.87
Research to Build and Present Knowledge Domain ¹	5	732	2.25	0.85	.
Production and Distribution of Writing Domain ¹	5	732	1.95	0.85	.
Text Types and Purposes Domain	13	732	6.01	2.54	0.66
Conventions of Standard English / Knowledge of Language Domain	22	732	12.54	3.87	0.75
Vocabulary Acquisition and Use Domain	4	732	2.43	1.04	0.30

¹ The score for this domain comes from a single 5-point rubric.

**2021 ISASP Summary Statistics
Grade 10 Language / Writing - Paper**

White Students

Score	N Points	N	Mean	S.D.	Alpha
ELA Scale Score		1237	581.74	54.22	0.92
Language Scale Score	49	1237	569.73	54.73	0.88
Research to Build and Present Knowledge Domain ¹	5	1237	2.55	0.88	.
Production and Distribution of Writing Domain ¹	5	1237	2.26	0.90	.
Text Types and Purposes Domain	13	1237	6.76	2.58	0.68
Conventions of Standard English / Knowledge of Language Domain	22	1237	13.60	3.85	0.76
Vocabulary Acquisition and Use Domain	4	1237	2.58	1.01	0.33

¹ The score for this domain comes from a single 5-point rubric.

Black/African American Students

Score	N Points	N	Mean	S.D.	Alpha
ELA Scale Score		25	518.04	45.31	0.90
Language Scale Score	49	25	509.00	40.35	0.80
Research to Build and Present Knowledge Domain ¹	5	25	1.72	0.61	.
Production and Distribution of Writing Domain ¹	5	25	1.44	0.51	.
Text Types and Purposes Domain	13	25	4.24	2.13	0.59
Conventions of Standard English / Knowledge of Language Domain	22	25	9.80	2.92	0.52
Vocabulary Acquisition and Use Domain	4	25	1.84	1.18	0.41

¹ The score for this domain comes from a single 5-point rubric.

Asian Students

Score	N Points	N	Mean	S.D.	Alpha
ELA Scale Score		19	569.16	61.63	0.93
Language Scale Score	49	19	558.89	57.18	0.86
Research to Build and Present Knowledge Domain ¹	5	19	2.53	1.02	.
Production and Distribution of Writing Domain ¹	5	19	2.37	1.16	.
Text Types and Purposes Domain	13	19	5.95	2.78	0.72
Conventions of Standard English / Knowledge of Language Domain	22	19	12.89	3.45	0.65
Vocabulary Acquisition and Use Domain	4	19	2.42	1.26	0.68

¹ The score for this domain comes from a single 5-point rubric.

**2021 ISASP Summary Statistics
Grade 10 Language / Writing - Paper**

American Indian/Alaskan Native Students

Score	N Points	N	Mean	S.D.	Alpha
ELA Scale Score		12	535.17	52.28	0.91
Language Scale Score	49	12	514.67	48.48	0.84
Research to Build and Present Knowledge Domain ¹	5	12	1.50	1.00	.
Production and Distribution of Writing Domain ¹	5	12	1.50	1.00	.
Text Types and Purposes Domain	13	12	4.25	2.38	0.60
Conventions of Standard English / Knowledge of Language Domain	22	12	10.42	3.26	0.62
Vocabulary Acquisition and Use Domain	4	12	2.00	1.13	0.42

¹ The score for this domain comes from a single 5-point rubric.

Native Hawaiian/Pacific Islander Students¹

Score	N Points	N	Mean	S.D.	Alpha
ELA Scale Score		--	--	--	--
Language Scale Score	49	--	--	--	--
Research to Build and Present Knowledge Domain	5	--	--	--	--
Production and Distribution of Writing Domain	5	--	--	--	--
Text Types and Purposes Domain	13	--	--	--	--
Conventions of Standard English / Knowledge of Language Domain	22	--	--	--	--
Vocabulary Acquisition and Use Domain	4	--	--	--	--

¹ The cells containing '--' are due to counts too small to report.

Multi-Racial Students

Score	N Points	N	Mean	S.D.	Alpha
ELA Scale Score		30	567.93	58.17	0.93
Language Scale Score	49	30	548.73	60.85	0.89
Research to Build and Present Knowledge Domain ¹	5	30	2.17	1.15	.
Production and Distribution of Writing Domain ¹	5	30	2.00	1.02	.
Text Types and Purposes Domain	13	30	6.17	2.74	0.63
Conventions of Standard English / Knowledge of Language Domain	22	30	11.87	4.52	0.82
Vocabulary Acquisition and Use Domain	4	30	2.47	0.94	0.05

¹ The score for this domain comes from a single 5-point rubric.

**2021 ISASP Summary Statistics
Grade 10 Language / Writing - Paper**

Hispanic Students

Score	N Points	N	Mean	S.D.	Alpha
ELA Scale Score		101	551.68	45.88	0.90
Language Scale Score	49	101	543.33	49.51	0.85
Research to Build and Present Knowledge Domain ¹	5	101	2.30	0.93	.
Production and Distribution of Writing Domain ¹	5	101	1.99	0.88	.
Text Types and Purposes Domain	13	101	5.53	2.24	0.55
Conventions of Standard English / Knowledge of Language Domain	22	101	11.76	3.72	0.72
Vocabulary Acquisition and Use Domain	4	101	2.33	0.93	0.06

¹ The score for this domain comes from a single 5-point rubric.

English Language Learner (ELL) Students

Score	N Points	N	Mean	S.D.	Alpha
ELA Scale Score		41	526.17	36.16	0.85
Language Scale Score	49	41	518.15	40.00	0.81
Research to Build and Present Knowledge Domain ¹	5	41	1.95	0.77	.
Production and Distribution of Writing Domain ¹	5	41	1.61	0.70	.
Text Types and Purposes Domain	13	41	4.44	1.95	0.47
Conventions of Standard English / Knowledge of Language Domain	22	41	10.17	3.37	0.66
Vocabulary Acquisition and Use Domain	4	41	2.05	0.89	0.00

¹ The score for this domain comes from a single 5-point rubric.

Students with Free or Reduced Lunch (FRL)

Score	N Points	N	Mean	S.D.	Alpha
ELA Scale Score		396	555.93	53.69	0.92
Language Scale Score	49	396	543.66	54.56	0.87
Research to Build and Present Knowledge Domain ¹	5	396	2.25	0.87	.
Production and Distribution of Writing Domain ¹	5	396	1.96	0.90	.
Text Types and Purposes Domain	13	396	5.62	2.50	0.64
Conventions of Standard English / Knowledge of Language Domain	22	396	11.86	3.99	0.76
Vocabulary Acquisition and Use Domain	4	396	2.33	1.00	0.23

¹ The score for this domain comes from a single 5-point rubric.

**2021 ISASP Summary Statistics
Grade 10 Language / Writing - Paper**

Students with an Individual Education Plan (IEP)

Score	N Points	N	Mean	S.D.	Alpha
ELA Scale Score		179	506.72	36.97	0.86
Language Scale Score	49	179	495.59	38.21	0.76
Research to Build and Present Knowledge Domain ¹	5	179	1.65	0.84	.
Production and Distribution of Writing Domain ¹	5	179	1.39	0.80	.
Text Types and Purposes Domain	13	179	3.77	1.74	0.27
Conventions of Standard English / Knowledge of Language Domain	22	179	8.40	3.10	0.58
Vocabulary Acquisition and Use Domain	4	179	1.79	1.05	0.25

¹ The score for this domain comes from a single 5-point rubric.

**2021 ISASP Summary Statistics
Grade 11 Language / Writing - Combined**

Total Students

Score	N Points	N	Mean	S.D.	Alpha
ELA Scale Score		33592	600.98	58.79	0.93
Language Scale Score	49	33592	591.15	60.31	0.88
Research to Build and Present Knowledge Domain ¹	5	33592	2.54	1.02	.
Production and Distribution of Writing Domain ¹	5	33592	2.46	1.04	.
Text Types and Purposes Domain	14	33592	8.06	2.84	0.69
Conventions of Standard English / Knowledge of Language Domain	21	33592	11.58	3.81	0.73
Vocabulary Acquisition and Use Domain	4	33592	3.34	0.96	0.54

¹ The score for this domain comes from a single 5-point rubric.

Female Students

Score	N Points	N	Mean	S.D.	Alpha
ELA Scale Score		16303	610.96	55.72	0.92
Language Scale Score	49	16303	604.35	56.31	0.87
Research to Build and Present Knowledge Domain ¹	5	16303	2.75	0.94	.
Production and Distribution of Writing Domain ¹	5	16303	2.67	0.98	.
Text Types and Purposes Domain	14	16303	8.68	2.63	0.65
Conventions of Standard English / Knowledge of Language Domain	21	16303	12.28	3.65	0.72
Vocabulary Acquisition and Use Domain	4	16303	3.47	0.84	0.48

¹ The score for this domain comes from a single 5-point rubric.

Male Students

Score	N Points	N	Mean	S.D.	Alpha
ELA Scale Score		17289	591.58	60.06	0.93
Language Scale Score	49	17289	578.70	61.30	0.88
Research to Build and Present Knowledge Domain ¹	5	17289	2.35	1.04	.
Production and Distribution of Writing Domain ¹	5	17289	2.26	1.06	.
Text Types and Purposes Domain	14	17289	7.48	2.91	0.69
Conventions of Standard English / Knowledge of Language Domain	21	17289	10.93	3.84	0.72
Vocabulary Acquisition and Use Domain	4	17289	3.21	1.04	0.57

¹ The score for this domain comes from a single 5-point rubric.

**2021 ISASP Summary Statistics
Grade 11 Language / Writing - Combined**

White Students

Score	N Points	N	Mean	S.D.	Alpha
ELA Scale Score		26551	606.80	56.92	0.92
Language Scale Score	49	26551	596.98	58.18	0.87
Research to Build and Present Knowledge Domain ¹	5	26551	2.61	0.99	.
Production and Distribution of Writing Domain ¹	5	26551	2.53	1.02	.
Text Types and Purposes Domain	14	26551	8.29	2.76	0.68
Conventions of Standard English / Knowledge of Language Domain	21	26551	11.95	3.69	0.71
Vocabulary Acquisition and Use Domain	4	26551	3.44	0.88	0.51

¹ The score for this domain comes from a single 5-point rubric.

Black/African American Students

Score	N Points	N	Mean	S.D.	Alpha
ELA Scale Score		1604	555.33	55.84	0.93
Language Scale Score	49	1604	545.19	58.41	0.88
Research to Build and Present Knowledge Domain ¹	5	1604	1.88	1.06	.
Production and Distribution of Writing Domain ¹	5	1604	1.80	1.06	.
Text Types and Purposes Domain	14	1604	6.19	2.88	0.68
Conventions of Standard English / Knowledge of Language Domain	21	1604	8.74	3.72	0.70
Vocabulary Acquisition and Use Domain	4	1604	2.75	1.18	0.51

¹ The score for this domain comes from a single 5-point rubric.

Asian Students

Score	N Points	N	Mean	S.D.	Alpha
ELA Scale Score		782	613.00	65.57	0.94
Language Scale Score	49	782	606.12	68.00	0.90
Research to Build and Present Knowledge Domain ¹	5	782	2.85	1.02	.
Production and Distribution of Writing Domain ¹	5	782	2.79	1.05	.
Text Types and Purposes Domain	14	782	8.77	2.94	0.72
Conventions of Standard English / Knowledge of Language Domain	21	782	12.36	4.25	0.79
Vocabulary Acquisition and Use Domain	4	782	3.21	1.06	0.58

¹ The score for this domain comes from a single 5-point rubric.

**2021 ISASP Summary Statistics
Grade 11 Language / Writing - Combined**

American Indian/Alaskan Native Students

Score	N Points	N	Mean	S.D.	Alpha
ELA Scale Score		129	578.12	51.81	0.91
Language Scale Score	49	129	566.71	55.27	0.86
Research to Build and Present Knowledge Domain ¹	5	129	2.25	0.96	.
Production and Distribution of Writing Domain ¹	5	129	2.16	1.02	.
Text Types and Purposes Domain	14	129	6.96	2.89	0.70
Conventions of Standard English / Knowledge of Language Domain	21	129	10.26	3.15	0.58
Vocabulary Acquisition and Use Domain	4	129	3.00	1.10	0.50

¹ The score for this domain comes from a single 5-point rubric.

Native Hawaiian/Pacific Islander Students

Score	N Points	N	Mean	S.D.	Alpha
ELA Scale Score		99	545.80	54.49	0.92
Language Scale Score	49	99	540.65	59.55	0.89
Research to Build and Present Knowledge Domain ¹	5	99	1.91	0.94	.
Production and Distribution of Writing Domain ¹	5	99	1.83	0.95	.
Text Types and Purposes Domain	14	99	6.08	3.11	0.76
Conventions of Standard English / Knowledge of Language Domain	21	99	8.65	3.68	0.70
Vocabulary Acquisition and Use Domain	4	99	2.31	1.34	0.61

¹ The score for this domain comes from a single 5-point rubric.

Multi-Racial Students

Score	N Points	N	Mean	S.D.	Alpha
ELA Scale Score		1121	592.72	60.18	0.93
Language Scale Score	49	1121	582.60	62.78	0.89
Research to Build and Present Knowledge Domain ¹	5	1121	2.40	1.09	.
Production and Distribution of Writing Domain ¹	5	1121	2.32	1.12	.
Text Types and Purposes Domain	14	1121	7.67	2.99	0.71
Conventions of Standard English / Knowledge of Language Domain	21	1121	11.12	3.88	0.72
Vocabulary Acquisition and Use Domain	4	1121	3.22	1.04	0.57

¹ The score for this domain comes from a single 5-point rubric.

**2021 ISASP Summary Statistics
Grade 11 Language / Writing - Combined**

Hispanic Students

Score	N Points	N	Mean	S.D.	Alpha
ELA Scale Score		3306	578.90	56.77	0.92
Language Scale Score	49	3306	568.47	58.94	0.87
Research to Build and Present Knowledge Domain ¹	5	3306	2.29	1.01	.
Production and Distribution of Writing Domain ¹	5	3306	2.21	1.02	.
Text Types and Purposes Domain	14	3306	7.25	2.81	0.66
Conventions of Standard English / Knowledge of Language Domain	21	3306	10.09	3.69	0.70
Vocabulary Acquisition and Use Domain	4	3306	2.95	1.13	0.53

¹ The score for this domain comes from a single 5-point rubric.

English Language Learner (ELL) Students

Score	N Points	N	Mean	S.D.	Alpha
ELA Scale Score		1401	526.19	36.87	0.86
Language Scale Score	49	1401	516.98	39.97	0.78
Research to Build and Present Knowledge Domain ¹	5	1401	1.66	0.88	.
Production and Distribution of Writing Domain ¹	5	1401	1.56	0.84	.
Text Types and Purposes Domain	14	1401	5.13	2.23	0.50
Conventions of Standard English / Knowledge of Language Domain	21	1401	7.01	2.67	0.45
Vocabulary Acquisition and Use Domain	4	1401	2.04	1.12	0.29

¹ The score for this domain comes from a single 5-point rubric.

Students with Free or Reduced Lunch (FRL)

Score	N Points	N	Mean	S.D.	Alpha
ELA Scale Score		10622	575.79	55.76	0.92
Language Scale Score	49	10622	565.53	58.01	0.87
Research to Build and Present Knowledge Domain ¹	5	10622	2.20	1.01	.
Production and Distribution of Writing Domain ¹	5	10622	2.11	1.03	.
Text Types and Purposes Domain	14	10622	7.03	2.80	0.66
Conventions of Standard English / Knowledge of Language Domain	21	10622	10.02	3.68	0.69
Vocabulary Acquisition and Use Domain	4	10622	3.04	1.10	0.54

¹ The score for this domain comes from a single 5-point rubric.

**2021 ISASP Summary Statistics
Grade 11 Language / Writing - Combined**

Students with an Individual Education Plan (IEP)

Score	N Points	N	Mean	S.D.	Alpha
ELA Scale Score		3037	530.51	41.07	0.88
Language Scale Score	49	3037	520.21	43.03	0.81
Research to Build and Present Knowledge Domain ¹	5	3037	1.56	0.85	.
Production and Distribution of Writing Domain ¹	5	3037	1.47	0.85	.
Text Types and Purposes Domain	14	3037	5.10	2.27	0.53
Conventions of Standard English / Knowledge of Language Domain	21	3037	7.37	2.99	0.56
Vocabulary Acquisition and Use Domain	4	3037	2.36	1.22	0.47

¹ The score for this domain comes from a single 5-point rubric.

**2021 ISASP Summary Statistics
Grade 11 Language / Writing - Online**

Total Students

Score	N Points	N	Mean	S.D.	Alpha
ELA Scale Score		32280	600.49	58.78	0.93
Language Scale Score	49	32280	590.60	60.34	0.88
Research to Build and Present Knowledge Domain ¹	5	32280	2.53	1.02	.
Production and Distribution of Writing Domain ¹	5	32280	2.45	1.04	.
Text Types and Purposes Domain	14	32280	8.04	2.84	0.69
Conventions of Standard English / Knowledge of Language Domain	21	32280	11.55	3.81	0.73
Vocabulary Acquisition and Use Domain	4	32280	3.34	0.96	0.54

¹ The score for this domain comes from a single 5-point rubric.

Female Students

Score	N Points	N	Mean	S.D.	Alpha
ELA Scale Score		15672	610.48	55.72	0.92
Language Scale Score	49	15672	603.84	56.38	0.87
Research to Build and Present Knowledge Domain ¹	5	15672	2.74	0.94	.
Production and Distribution of Writing Domain ¹	5	15672	2.66	0.98	.
Text Types and Purposes Domain	14	15672	8.66	2.63	0.65
Conventions of Standard English / Knowledge of Language Domain	21	15672	12.25	3.65	0.72
Vocabulary Acquisition and Use Domain	4	15672	3.47	0.84	0.48

¹ The score for this domain comes from a single 5-point rubric.

Male Students

Score	N Points	N	Mean	S.D.	Alpha
ELA Scale Score		16608	591.06	60.03	0.93
Language Scale Score	49	16608	578.10	61.27	0.88
Research to Build and Present Knowledge Domain ¹	5	16608	2.33	1.04	.
Production and Distribution of Writing Domain ¹	5	16608	2.25	1.06	.
Text Types and Purposes Domain	14	16608	7.46	2.91	0.69
Conventions of Standard English / Knowledge of Language Domain	21	16608	10.89	3.84	0.72
Vocabulary Acquisition and Use Domain	4	16608	3.21	1.05	0.57

¹ The score for this domain comes from a single 5-point rubric.

**2021 ISASP Summary Statistics
Grade 11 Language / Writing - Online**

White Students

Score	N Points	N	Mean	S.D.	Alpha
ELA Scale Score		25389	606.41	56.87	0.92
Language Scale Score	49	25389	596.53	58.19	0.87
Research to Build and Present Knowledge Domain ¹	5	25389	2.60	0.99	.
Production and Distribution of Writing Domain ¹	5	25389	2.52	1.02	.
Text Types and Purposes Domain	14	25389	8.27	2.76	0.68
Conventions of Standard English / Knowledge of Language Domain	21	25389	11.93	3.68	0.71
Vocabulary Acquisition and Use Domain	4	25389	3.44	0.88	0.51

¹ The score for this domain comes from a single 5-point rubric.

Black/African American Students

Score	N Points	N	Mean	S.D.	Alpha
ELA Scale Score		1588	555.32	55.89	0.93
Language Scale Score	49	1588	545.08	58.39	0.88
Research to Build and Present Knowledge Domain ¹	5	1588	1.88	1.06	.
Production and Distribution of Writing Domain ¹	5	1588	1.79	1.06	.
Text Types and Purposes Domain	14	1588	6.19	2.88	0.68
Conventions of Standard English / Knowledge of Language Domain	21	1588	8.73	3.72	0.70
Vocabulary Acquisition and Use Domain	4	1588	2.75	1.18	0.52

¹ The score for this domain comes from a single 5-point rubric.

Asian Students

Score	N Points	N	Mean	S.D.	Alpha
ELA Scale Score		765	612.67	65.96	0.94
Language Scale Score	49	765	605.72	68.45	0.90
Research to Build and Present Knowledge Domain ¹	5	765	2.85	1.03	.
Production and Distribution of Writing Domain ¹	5	765	2.78	1.05	.
Text Types and Purposes Domain	14	765	8.75	2.95	0.73
Conventions of Standard English / Knowledge of Language Domain	21	765	12.34	4.27	0.79
Vocabulary Acquisition and Use Domain	4	765	3.21	1.06	0.58

¹ The score for this domain comes from a single 5-point rubric.

**2021 ISASP Summary Statistics
Grade 11 Language / Writing - Online**

American Indian/Alaskan Native Students

Score	N Points	N	Mean	S.D.	Alpha
ELA Scale Score		121	576.98	52.40	0.91
Language Scale Score	49	121	564.93	55.01	0.86
Research to Build and Present Knowledge Domain ¹	5	121	2.23	0.96	.
Production and Distribution of Writing Domain ¹	5	121	2.14	1.01	.
Text Types and Purposes Domain	14	121	6.86	2.90	0.71
Conventions of Standard English / Knowledge of Language Domain	21	121	10.20	3.13	0.57
Vocabulary Acquisition and Use Domain	4	121	2.95	1.11	0.49

¹ The score for this domain comes from a single 5-point rubric.

Native Hawaiian/Pacific Islander Students

Score	N Points	N	Mean	S.D.	Alpha
ELA Scale Score		96	546.41	54.72	0.92
Language Scale Score	49	96	541.51	59.34	0.89
Research to Build and Present Knowledge Domain ¹	5	96	1.92	0.94	.
Production and Distribution of Writing Domain ¹	5	96	1.83	0.95	.
Text Types and Purposes Domain	14	96	6.14	3.06	0.74
Conventions of Standard English / Knowledge of Language Domain	21	96	8.75	3.65	0.69
Vocabulary Acquisition and Use Domain	4	96	2.31	1.32	0.60

¹ The score for this domain comes from a single 5-point rubric.

Multi-Racial Students

Score	N Points	N	Mean	S.D.	Alpha
ELA Scale Score		1094	592.54	60.10	0.93
Language Scale Score	49	1094	582.52	62.82	0.89
Research to Build and Present Knowledge Domain ¹	5	1094	2.40	1.09	.
Production and Distribution of Writing Domain ¹	5	1094	2.32	1.12	.
Text Types and Purposes Domain	14	1094	7.67	3.00	0.71
Conventions of Standard English / Knowledge of Language Domain	21	1094	11.12	3.87	0.72
Vocabulary Acquisition and Use Domain	4	1094	3.22	1.04	0.57

¹ The score for this domain comes from a single 5-point rubric.

**2021 ISASP Summary Statistics
Grade 11 Language / Writing - Online**

Hispanic Students

Score	N Points	N	Mean	S.D.	Alpha
ELA Scale Score		3227	578.46	56.69	0.92
Language Scale Score	49	3227	567.92	58.77	0.87
Research to Build and Present Knowledge Domain ¹	5	3227	2.28	1.01	.
Production and Distribution of Writing Domain ¹	5	3227	2.20	1.02	.
Text Types and Purposes Domain	14	3227	7.22	2.80	0.65
Conventions of Standard English / Knowledge of Language Domain	21	3227	10.07	3.68	0.70
Vocabulary Acquisition and Use Domain	4	3227	2.95	1.13	0.53

¹ The score for this domain comes from a single 5-point rubric.

English Language Learner (ELL) Students

Score	N Points	N	Mean	S.D.	Alpha
ELA Scale Score		1374	525.52	35.91	0.86
Language Scale Score	49	1374	516.21	39.10	0.77
Research to Build and Present Knowledge Domain ¹	5	1374	1.65	0.87	.
Production and Distribution of Writing Domain ¹	5	1374	1.55	0.83	.
Text Types and Purposes Domain	14	1374	5.11	2.20	0.48
Conventions of Standard English / Knowledge of Language Domain	21	1374	6.97	2.62	0.43
Vocabulary Acquisition and Use Domain	4	1374	2.03	1.12	0.28

¹ The score for this domain comes from a single 5-point rubric.

Students with Free or Reduced Lunch (FRL)

Score	N Points	N	Mean	S.D.	Alpha
ELA Scale Score		10309	575.50	55.58	0.92
Language Scale Score	49	10309	565.19	57.82	0.87
Research to Build and Present Knowledge Domain ¹	5	10309	2.19	1.01	.
Production and Distribution of Writing Domain ¹	5	10309	2.10	1.03	.
Text Types and Purposes Domain	14	10309	7.01	2.80	0.66
Conventions of Standard English / Knowledge of Language Domain	21	10309	10.00	3.67	0.69
Vocabulary Acquisition and Use Domain	4	10309	3.03	1.11	0.54

¹ The score for this domain comes from a single 5-point rubric.

**2021 ISASP Summary Statistics
Grade 11 Language / Writing - Online**

Students with an Individual Education Plan (IEP)

Score	N Points	N	Mean	S.D.	Alpha
ELA Scale Score		2876	529.89	40.77	0.88
Language Scale Score	49	2876	519.60	42.74	0.80
Research to Build and Present Knowledge Domain ¹	5	2876	1.54	0.85	.
Production and Distribution of Writing Domain ¹	5	2876	1.46	0.84	.
Text Types and Purposes Domain	14	2876	5.08	2.26	0.52
Conventions of Standard English / Knowledge of Language Domain	21	2876	7.32	2.97	0.55
Vocabulary Acquisition and Use Domain	4	2876	2.35	1.22	0.47

¹ The score for this domain comes from a single 5-point rubric.

**2021 ISASP Summary Statistics
Grade 11 Language / Writing - Paper**

Total Students

Score	N Points	N	Mean	S.D.	Alpha
ELA Scale Score		1312	613.16	57.79	0.93
Language Scale Score	49	1312	604.68	58.02	0.88
Research to Build and Present Knowledge Domain ¹	5	1312	2.83	0.94	.
Production and Distribution of Writing Domain ¹	5	1312	2.74	0.96	.
Text Types and Purposes Domain	14	1312	8.61	2.78	0.71
Conventions of Standard English / Knowledge of Language Domain	21	1312	12.35	3.72	0.73
Vocabulary Acquisition and Use Domain	4	1312	3.38	0.90	0.47

¹ The score for this domain comes from a single 5-point rubric.

Female Students

Score	N Points	N	Mean	S.D.	Alpha
ELA Scale Score		631	622.87	54.34	0.92
Language Scale Score	49	631	616.93	53.01	0.87
Research to Build and Present Knowledge Domain ¹	5	631	2.98	0.88	.
Production and Distribution of Writing Domain ¹	5	631	2.95	0.89	.
Text Types and Purposes Domain	14	631	9.21	2.55	0.68
Conventions of Standard English / Knowledge of Language Domain	21	631	12.98	3.45	0.70
Vocabulary Acquisition and Use Domain	4	631	3.50	0.81	0.47

¹ The score for this domain comes from a single 5-point rubric.

Male Students

Score	N Points	N	Mean	S.D.	Alpha
ELA Scale Score		681	604.16	59.45	0.93
Language Scale Score	49	681	593.33	60.16	0.89
Research to Build and Present Knowledge Domain ¹	5	681	2.69	0.97	.
Production and Distribution of Writing Domain ¹	5	681	2.54	0.97	.
Text Types and Purposes Domain	14	681	8.06	2.88	0.70
Conventions of Standard English / Knowledge of Language Domain	21	681	11.76	3.87	0.74
Vocabulary Acquisition and Use Domain	4	681	3.26	0.96	0.46

¹ The score for this domain comes from a single 5-point rubric.

**2021 ISASP Summary Statistics
Grade 11 Language / Writing - Paper**

White Students

Score	N Points	N	Mean	S.D.	Alpha
ELA Scale Score		1162	615.51	57.30	0.93
Language Scale Score	49	1162	606.75	57.23	0.88
Research to Build and Present Knowledge Domain ¹	5	1162	2.85	0.92	.
Production and Distribution of Writing Domain ¹	5	1162	2.76	0.94	.
Text Types and Purposes Domain	14	1162	8.68	2.75	0.70
Conventions of Standard English / Knowledge of Language Domain	21	1162	12.51	3.65	0.73
Vocabulary Acquisition and Use Domain	4	1162	3.41	0.87	0.46

¹ The score for this domain comes from a single 5-point rubric.

Black/African American Students

Score	N Points	N	Mean	S.D.	Alpha
ELA Scale Score		16	555.94	52.12	0.91
Language Scale Score	49	16	555.88	61.45	0.87
Research to Build and Present Knowledge Domain ¹	5	16	2.25	1.06	.
Production and Distribution of Writing Domain ¹	5	16	2.31	1.14	.
Text Types and Purposes Domain	14	16	6.63	3.03	0.69
Conventions of Standard English / Knowledge of Language Domain	21	16	9.31	3.70	0.67
Vocabulary Acquisition and Use Domain	4	16	2.56	1.09	0.24

¹ The score for this domain comes from a single 5-point rubric.

Asian Students

Score	N Points	N	Mean	S.D.	Alpha
ELA Scale Score		17	627.82	43.12	0.88
Language Scale Score	49	17	624.06	41.04	0.81
Research to Build and Present Knowledge Domain ¹	5	17	3.06	0.56	.
Production and Distribution of Writing Domain ¹	5	17	3.18	0.64	.
Text Types and Purposes Domain	14	17	9.71	2.08	0.59
Conventions of Standard English / Knowledge of Language Domain	21	17	13.24	3.09	0.65
Vocabulary Acquisition and Use Domain	4	17	3.53	0.72	0.29

¹ The score for this domain comes from a single 5-point rubric.

**2021 ISASP Summary Statistics
Grade 11 Language / Writing - Paper**

American Indian/Alaskan Native Students¹

Score	N Points	N	Mean	S.D.	Alpha
ELA Scale Score		--	--	--	--
Language Scale Score	49	--	--	--	--
Research to Build and Present Knowledge Domain	5	--	--	--	--
Production and Distribution of Writing Domain	5	--	--	--	--
Text Types and Purposes Domain	14	--	--	--	--
Conventions of Standard English / Knowledge of Language Domain	21	--	--	--	--
Vocabulary Acquisition and Use Domain	4	--	--	--	--

¹ The cells containing '--' are due to counts too small to report.

Native Hawaiian/Pacific Islander Students¹

Score	N Points	N	Mean	S.D.	Alpha
ELA Scale Score		--	--	--	--
Language Scale Score	49	--	--	--	--
Research to Build and Present Knowledge Domain	5	--	--	--	--
Production and Distribution of Writing Domain	5	--	--	--	--
Text Types and Purposes Domain	14	--	--	--	--
Conventions of Standard English / Knowledge of Language Domain	21	--	--	--	--
Vocabulary Acquisition and Use Domain	4	--	--	--	--

¹ The cells containing '--' are due to counts too small to report.

Multi-Racial Students

Score	N Points	N	Mean	S.D.	Alpha
ELA Scale Score		27	600.11	64.14	0.94
Language Scale Score	49	27	586.04	61.99	0.91
Research to Build and Present Knowledge Domain ¹	5	27	2.59	1.08	.
Production and Distribution of Writing Domain ¹	5	27	2.30	0.99	.
Text Types and Purposes Domain	14	27	7.89	2.93	0.72
Conventions of Standard English / Knowledge of Language Domain	21	27	11.19	4.39	0.80
Vocabulary Acquisition and Use Domain	4	27	3.07	1.14	0.62

¹ The score for this domain comes from a single 5-point rubric.

**2021 ISASP Summary Statistics
Grade 11 Language / Writing - Paper**

Hispanic Students

Score	N Points	N	Mean	S.D.	Alpha
ELA Scale Score		79	596.59	57.56	0.93
Language Scale Score	49	79	590.99	61.51	0.89
Research to Build and Present Knowledge Domain ¹	5	79	2.65	1.07	.
Production and Distribution of Writing Domain ¹	5	79	2.61	1.07	.
Text Types and Purposes Domain	14	79	8.27	3.05	0.75
Conventions of Standard English / Knowledge of Language Domain	21	79	11.18	3.92	0.74
Vocabulary Acquisition and Use Domain	4	79	3.14	1.03	0.50

¹ The score for this domain comes from a single 5-point rubric.

English Language Learner (ELL) Students

Score	N Points	N	Mean	S.D.	Alpha
ELA Scale Score		27	560.37	62.04	0.94
Language Scale Score	49	27	555.96	60.75	0.90
Research to Build and Present Knowledge Domain ¹	5	27	2.22	1.12	.
Production and Distribution of Writing Domain ¹	5	27	2.15	1.06	.
Text Types and Purposes Domain	14	27	6.22	3.20	0.77
Conventions of Standard English / Knowledge of Language Domain	21	27	9.19	4.05	0.75
Vocabulary Acquisition and Use Domain	4	27	2.81	1.14	0.46

¹ The score for this domain comes from a single 5-point rubric.

Students with Free or Reduced Lunch (FRL)

Score	N Points	N	Mean	S.D.	Alpha
ELA Scale Score		313	585.42	60.60	0.93
Language Scale Score	49	313	576.80	62.82	0.89
Research to Build and Present Knowledge Domain ¹	5	313	2.44	1.04	.
Production and Distribution of Writing Domain ¹	5	313	2.32	1.05	.
Text Types and Purposes Domain	14	313	7.51	3.01	0.72
Conventions of Standard English / Knowledge of Language Domain	21	313	10.60	3.93	0.74
Vocabulary Acquisition and Use Domain	4	313	3.08	1.03	0.43

¹ The score for this domain comes from a single 5-point rubric.

**2021 ISASP Summary Statistics
Grade 11 Language / Writing - Paper**

Students with an Individual Education Plan (IEP)

Score	N Points	N	Mean	S.D.	Alpha
ELA Scale Score		161	541.55	44.75	0.89
Language Scale Score	49	161	531.25	46.77	0.82
Research to Build and Present Knowledge Domain ¹	5	161	1.78	0.83	.
Production and Distribution of Writing Domain ¹	5	161	1.72	0.92	.
Text Types and Purposes Domain	14	161	5.44	2.47	0.61
Conventions of Standard English / Knowledge of Language Domain	21	161	8.16	3.21	0.60
Vocabulary Acquisition and Use Domain	4	161	2.47	1.13	0.34

¹ The score for this domain comes from a single 5-point rubric.

Internal Consistency Reports

2021 ISASP Subscale Pearson Correlation Coefficients

Grade 03 Language / Writing

Score	ELA Scale Score	Language Scale Score	Research to Build and Present Knowledge	Production and Distribution of Writing	Text Types and Purposes	Conventions of Standard English	Vocabulary Acquisition and Use
ELA Scale Score	1.00	0.94	0.65	0.65	0.86	0.86	0.56
Language Scale Score	0.94	1.00	0.74	0.75	0.89	0.92	0.57
Research to Build and Present Knowledge Domain	0.65	0.74	1.00	0.82	0.62	0.57	0.31
Production and Distribution of Writing Domain	0.65	0.75	0.82	1.00	0.63	0.58	0.31
Text Types and Purposes Domain	0.86	0.89	0.62	0.63	1.00	0.71	0.46
Conventions of Standard English / Knowledge of Language Domain	0.86	0.92	0.57	0.58	0.71	1.00	0.45
Vocabulary Acquisition and Use Domain	0.56	0.57	0.31	0.31	0.46	0.45	1.00

Grade 04 Language / Writing

Score	ELA Scale Score	Language Scale Score	Research to Build and Present Knowledge	Production and Distribution of Writing	Text Types and Purposes	Conventions of Standard English	Vocabulary Acquisition and Use
ELA Scale Score	1.00	0.93	0.68	0.65	0.80	0.87	0.67
Language Scale Score	0.93	1.00	0.77	0.76	0.87	0.92	0.65
Research to Build and Present Knowledge Domain	0.68	0.77	1.00	0.77	0.64	0.60	0.39
Production and Distribution of Writing Domain	0.65	0.76	0.77	1.00	0.63	0.60	0.35
Text Types and Purposes Domain	0.80	0.87	0.64	0.63	1.00	0.68	0.50
Conventions of Standard English / Knowledge of Language Domain	0.87	0.92	0.60	0.60	0.68	1.00	0.53
Vocabulary Acquisition and Use Domain	0.67	0.65	0.39	0.35	0.50	0.53	1.00

2021 ISASP Subscale Pearson Correlation Coefficients

Grade 05 Language / Writing

Score	ELA Scale Score	Language Scale Score	Research to Build and Present Knowledge	Production and Distribution of Writing	Text Types and Purposes	Conventions of Standard English	Vocabulary Acquisition and Use
ELA Scale Score	1.00	0.94	0.72	0.72	0.80	0.87	0.64
Language Scale Score	0.94	1.00	0.80	0.80	0.85	0.92	0.64
Research to Build and Present Knowledge Domain	0.72	0.80	1.00	0.89	0.66	0.63	0.39
Production and Distribution of Writing Domain	0.72	0.80	0.89	1.00	0.67	0.64	0.38
Text Types and Purposes Domain	0.80	0.85	0.66	0.67	1.00	0.66	0.45
Conventions of Standard English / Knowledge of Language Domain	0.87	0.92	0.63	0.64	0.66	1.00	0.51
Vocabulary Acquisition and Use Domain	0.64	0.64	0.39	0.38	0.45	0.51	1.00

Grade 06 Language / Writing

Score	ELA Scale Score	Language Scale Score	Research to Build and Present Knowledge	Production and Distribution of Writing	Text Types and Purposes	Conventions of Standard English	Vocabulary Acquisition and Use
ELA Scale Score	1.00	0.94	0.71	0.70	0.85	0.85	0.60
Language Scale Score	0.94	1.00	0.80	0.79	0.89	0.91	0.61
Research to Build and Present Knowledge Domain	0.71	0.80	1.00	0.88	0.68	0.62	0.33
Production and Distribution of Writing Domain	0.70	0.79	0.88	1.00	0.68	0.62	0.32
Text Types and Purposes Domain	0.85	0.89	0.68	0.68	1.00	0.69	0.45
Conventions of Standard English / Knowledge of Language Domain	0.85	0.91	0.62	0.62	0.69	1.00	0.46
Vocabulary Acquisition and Use Domain	0.60	0.61	0.33	0.32	0.45	0.46	1.00

2021 ISASP Subscale Pearson Correlation Coefficients

Grade 07 Language / Writing

Score	ELA Scale Score	Language Scale Score	Research to Build and Present Knowledge	Production and Distribution of Writing	Text Types and Purposes	Conventions of Standard English	Vocabulary Acquisition and Use
ELA Scale Score	1.00	0.94	0.73	0.69	0.86	0.88	0.50
Language Scale Score	0.94	1.00	0.82	0.78	0.91	0.93	0.52
Research to Build and Present Knowledge Domain	0.73	0.82	1.00	0.87	0.69	0.67	0.31
Production and Distribution of Writing Domain	0.69	0.78	0.87	1.00	0.66	0.63	0.28
Text Types and Purposes Domain	0.86	0.91	0.69	0.66	1.00	0.75	0.41
Conventions of Standard English / Knowledge of Language Domain	0.88	0.93	0.67	0.63	0.75	1.00	0.43
Vocabulary Acquisition and Use Domain	0.50	0.52	0.31	0.28	0.41	0.43	1.00

Grade 08 Language / Writing

Score	ELA Scale Score	Language Scale Score	Research to Build and Present Knowledge	Production and Distribution of Writing	Text Types and Purposes	Conventions of Standard English	Vocabulary Acquisition and Use
ELA Scale Score	1.00	0.94	0.75	0.74	0.86	0.87	0.61
Language Scale Score	0.94	1.00	0.83	0.83	0.90	0.93	0.63
Research to Build and Present Knowledge Domain	0.75	0.83	1.00	0.87	0.72	0.69	0.42
Production and Distribution of Writing Domain	0.74	0.83	0.87	1.00	0.73	0.68	0.39
Text Types and Purposes Domain	0.86	0.90	0.72	0.73	1.00	0.73	0.49
Conventions of Standard English / Knowledge of Language Domain	0.87	0.93	0.69	0.68	0.73	1.00	0.52
Vocabulary Acquisition and Use Domain	0.61	0.63	0.42	0.39	0.49	0.52	1.00

2021 ISASP Subscale Pearson Correlation Coefficients

Grade 09 Language / Writing

Score	ELA Scale Score	Language Scale Score	Research to Build and Present Knowledge	Production and Distribution of Writing	Text Types and Purposes	Conventions of Standard English	Vocabulary Acquisition and Use
ELA Scale Score	1.00	0.93	0.75	0.73	0.86	0.85	0.48
Language Scale Score	0.93	1.00	0.84	0.81	0.91	0.91	0.49
Research to Build and Present Knowledge Domain	0.75	0.84	1.00	0.89	0.72	0.71	0.29
Production and Distribution of Writing Domain	0.73	0.81	0.89	1.00	0.70	0.67	0.27
Text Types and Purposes Domain	0.86	0.91	0.72	0.70	1.00	0.72	0.37
Conventions of Standard English / Knowledge of Language Domain	0.85	0.91	0.71	0.67	0.72	1.00	0.36
Vocabulary Acquisition and Use Domain	0.48	0.49	0.29	0.27	0.37	0.36	1.00

Grade 10 Language / Writing

Score	ELA Scale Score	Language Scale Score	Research to Build and Present Knowledge	Production and Distribution of Writing	Text Types and Purposes	Conventions of Standard English	Vocabulary Acquisition and Use
ELA Scale Score	1.00	0.93	0.73	0.73	0.86	0.88	0.52
Language Scale Score	0.93	1.00	0.82	0.82	0.91	0.93	0.55
Research to Build and Present Knowledge Domain	0.73	0.82	1.00	0.89	0.72	0.68	0.34
Production and Distribution of Writing Domain	0.73	0.82	0.89	1.00	0.73	0.66	0.33
Text Types and Purposes Domain	0.86	0.91	0.72	0.73	1.00	0.76	0.41
Conventions of Standard English / Knowledge of Language Domain	0.88	0.93	0.68	0.66	0.76	1.00	0.46
Vocabulary Acquisition and Use Domain	0.52	0.55	0.34	0.33	0.41	0.46	1.00

2021 ISASP Subscale Pearson Correlation Coefficients

Grade 11 Language / Writing

Score	ELA Scale Score	Language Scale Score	Research to Build and Present Knowledge	Production and Distribution of Writing	Text Types and Purposes	Conventions of Standard English	Vocabulary Acquisition and Use
ELA Scale Score	1.00	0.93	0.75	0.75	0.86	0.87	0.61
Language Scale Score	0.93	1.00	0.84	0.83	0.91	0.93	0.62
Research to Build and Present Knowledge Domain	0.75	0.84	1.00	0.93	0.73	0.68	0.44
Production and Distribution of Writing Domain	0.75	0.83	0.93	1.00	0.73	0.68	0.43
Text Types and Purposes Domain	0.86	0.91	0.73	0.73	1.00	0.75	0.53
Conventions of Standard English / Knowledge of Language Domain	0.87	0.93	0.68	0.68	0.75	1.00	0.54
Vocabulary Acquisition and Use Domain	0.61	0.62	0.44	0.43	0.53	0.54	1.00

Dimensionality Reports

2021 ISASP Dimensionality Report

Language / Writing

Grade	1st to 2nd Eigenvalue Ratio	2nd to 3rd Eigenvalue Ratio	Variance Explained by 1st Eigenvalue
3	4.0	1.9	65.3%
4	4.3	2.0	67.5%
5	4.3	1.9	66.4%
6	4.2	1.9	66.3%
7	4.6	2.1	70.0%
8	4.2	2.2	69.8%
9	4.3	2.0	68.4%
10	4.0	2.2	68.9%
11	5.0	2.1	72.1%

English Language Arts

Grade	1st to 2nd Eigenvalue Ratio	2nd to 3rd Eigenvalue Ratio	Variance Explained by 1st Eigenvalue
3	4.3	1.8	58.5%
4	4.8	1.8	61.5%
5	4.1	2.0	58.7%
6	4.5	1.9	60.9%
7	5.2	1.8	63.8%
8	5.0	1.5	62.9%
9	4.9	1.5	60.3%
10	5.2	1.2	61.9%
11	5.4	1.5	63.6%

DIF Reports

2021 ISASP C-DIF Summary Report

Number of C-DIF Flagged Items by Grade – Language / Writing

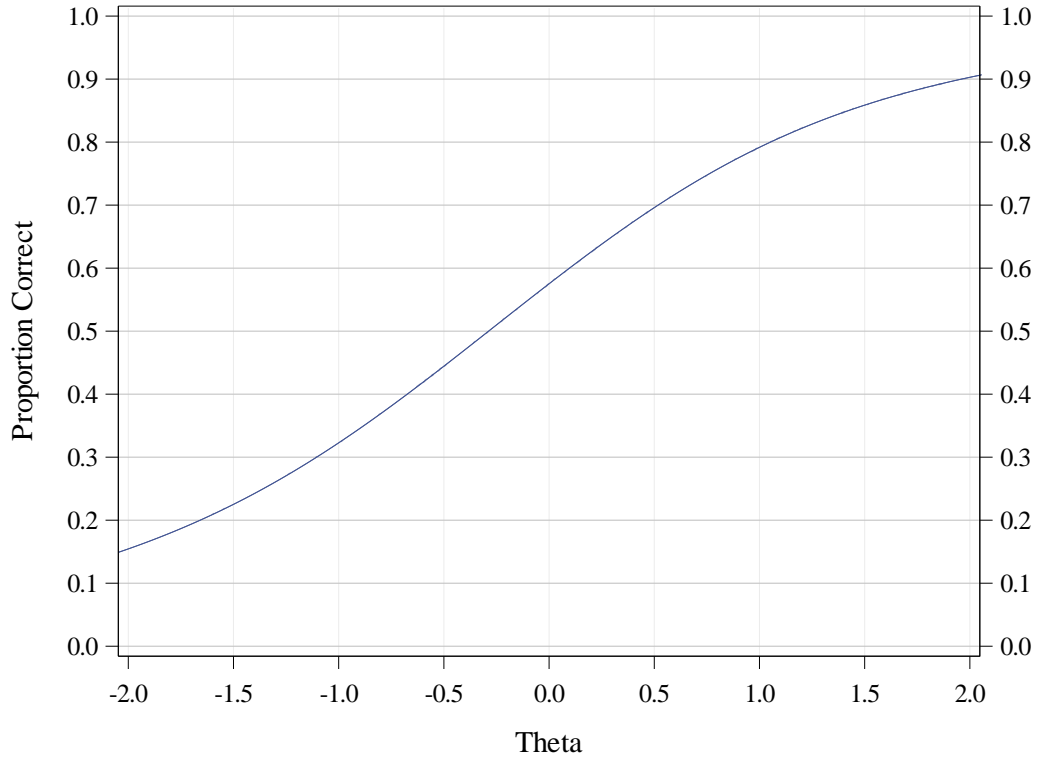
Grade	Total Number of Items on the Test	Total Number of Items with C-DIF, not including Paper/ Online	Female / Male	African American / White	Hispanic/ Non-Hispanic White	FRL Eligible /Not FRL Eligible	IEP / No IEP	ELL / Non-ELL	Items Rejected for C-DIF
3	25	0	0	0	0	0	0	0	0
4	26	0	0	0	0	0	0	0	0
5	27	0	0	0	0	0	0	0	0
6	28	0	0	0	0	0	0	0	0
7	29	0	0	0	0	0	0	0	0
8	29	0	0	0	0	0	0	0	0
9	30	1	1	0	0	0	0	0	0
10	30	1	1	0	0	0	0	0	0
11	30	2	0	0	1	0	0	2	0

Mathematics

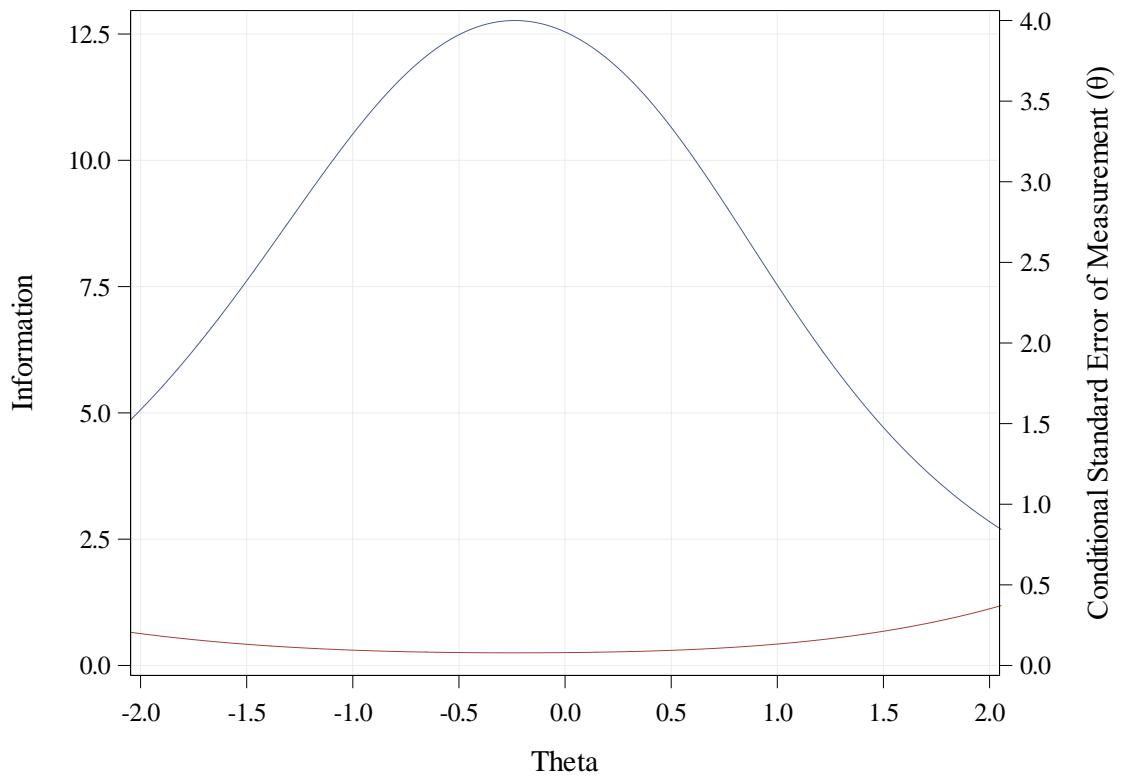
Form Reports

2021 ISASP Form Summary
Grade 03 Mathematics

Test Characteristic Curve

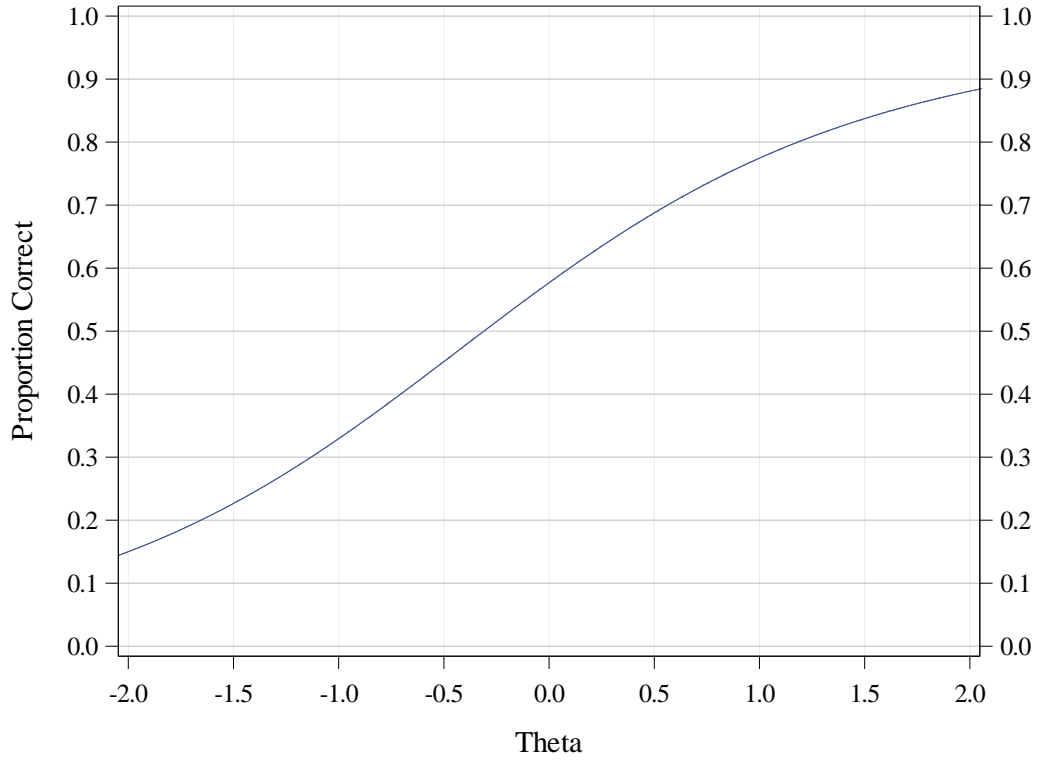


Test Information

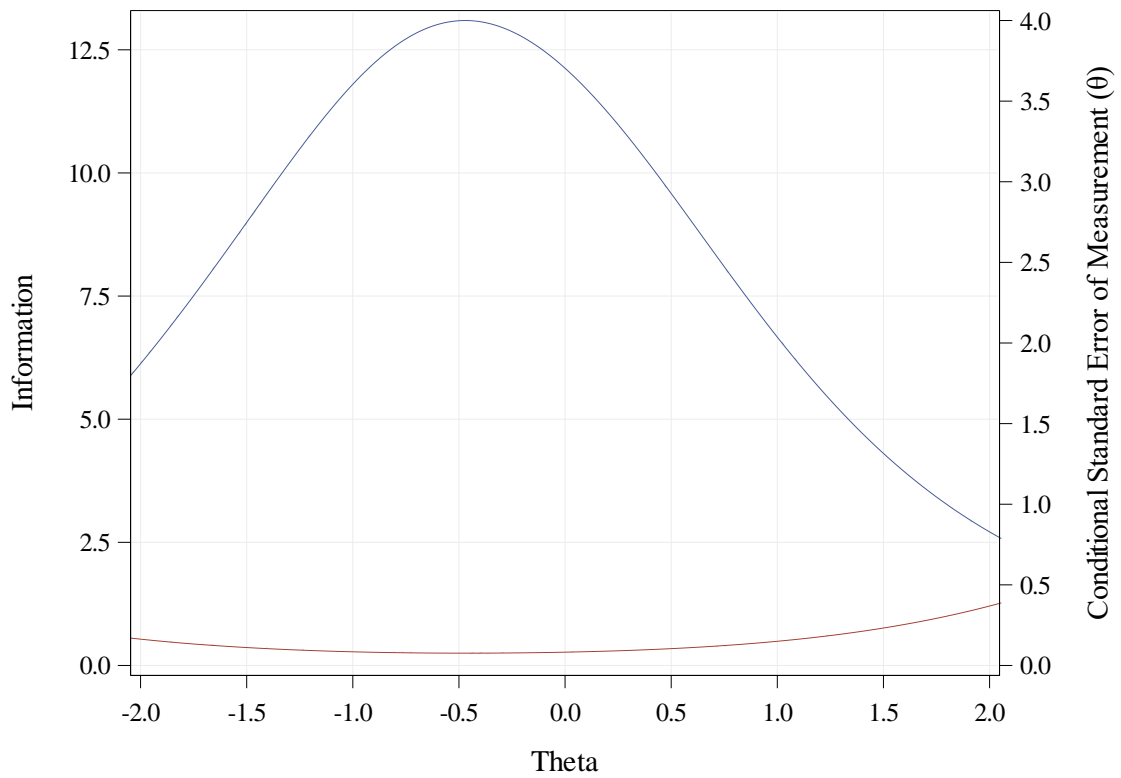


2021 ISASP Form Summary
Grade 04 Mathematics

Test Characteristic Curve

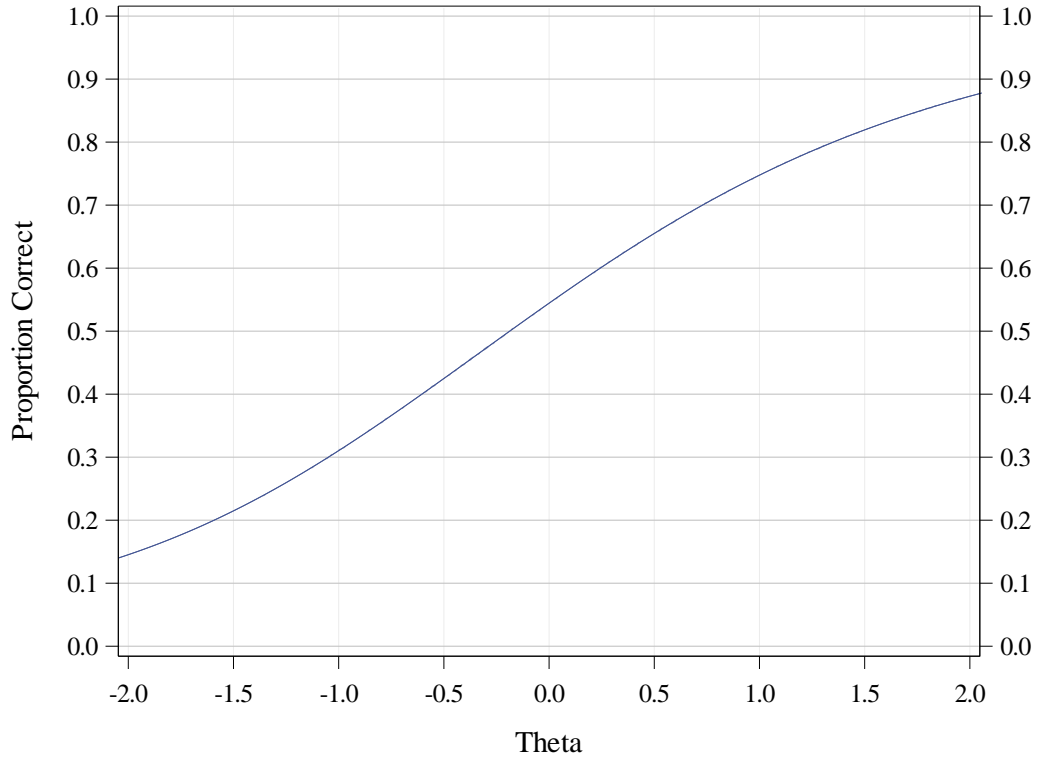


Test Information

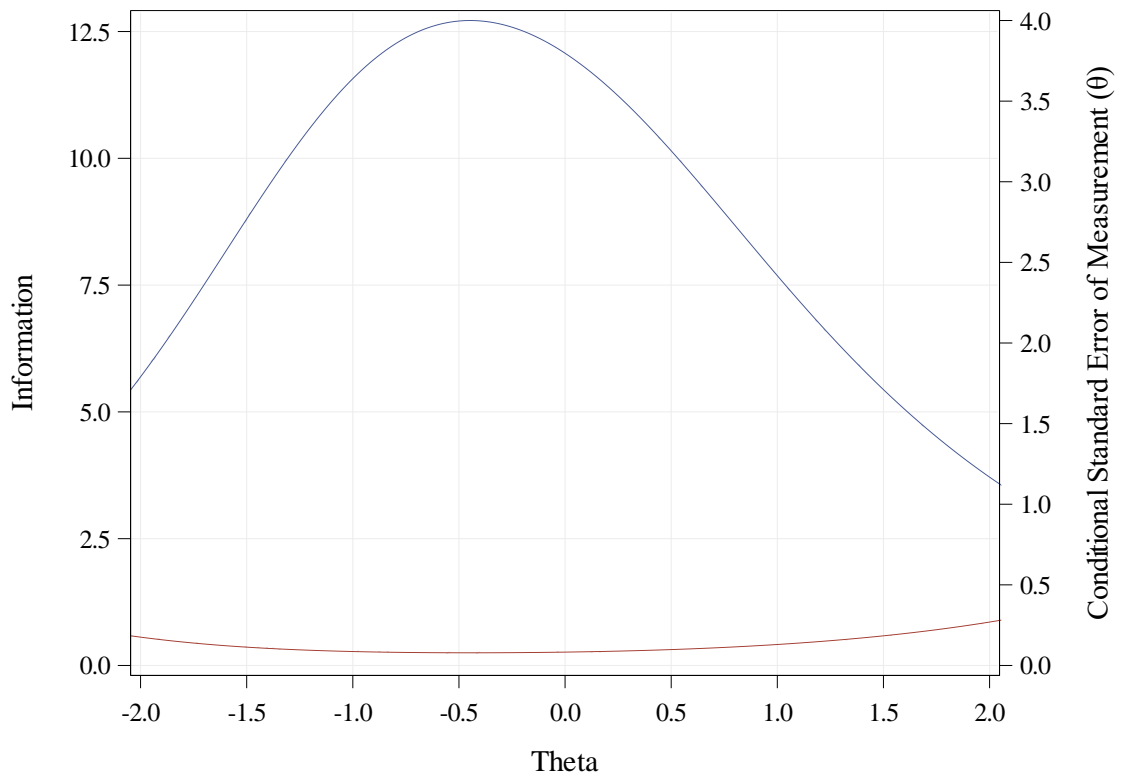


2021 ISASP Form Summary
Grade 05 Mathematics

Test Characteristic Curve

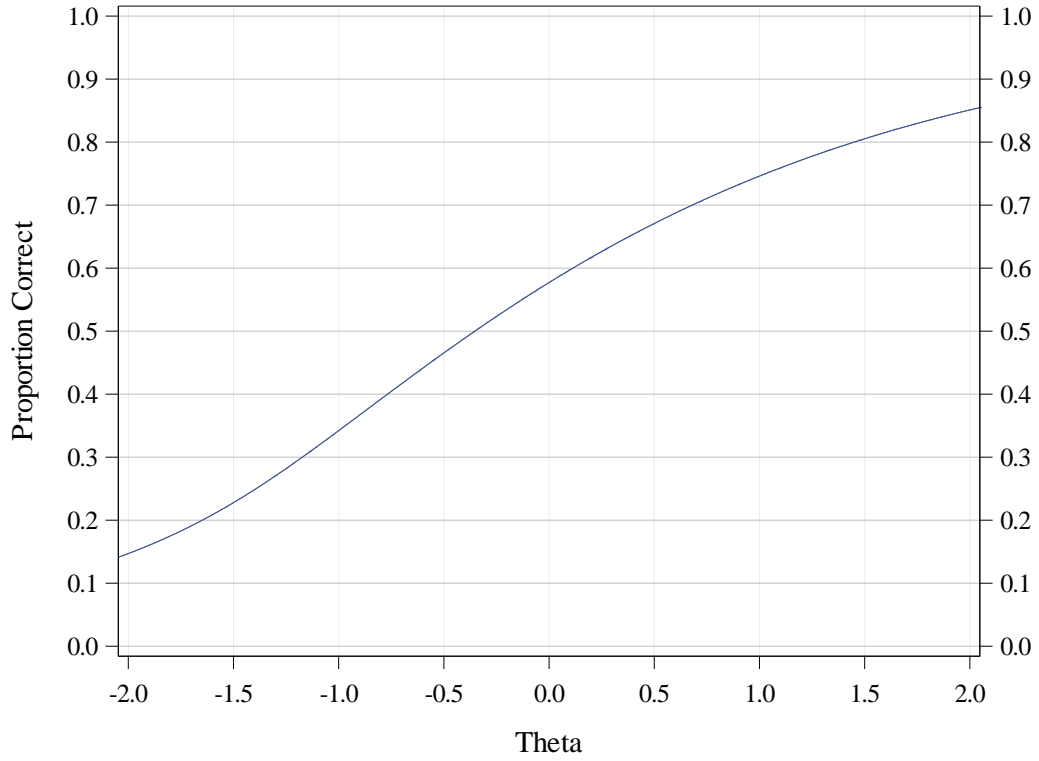


Test Information

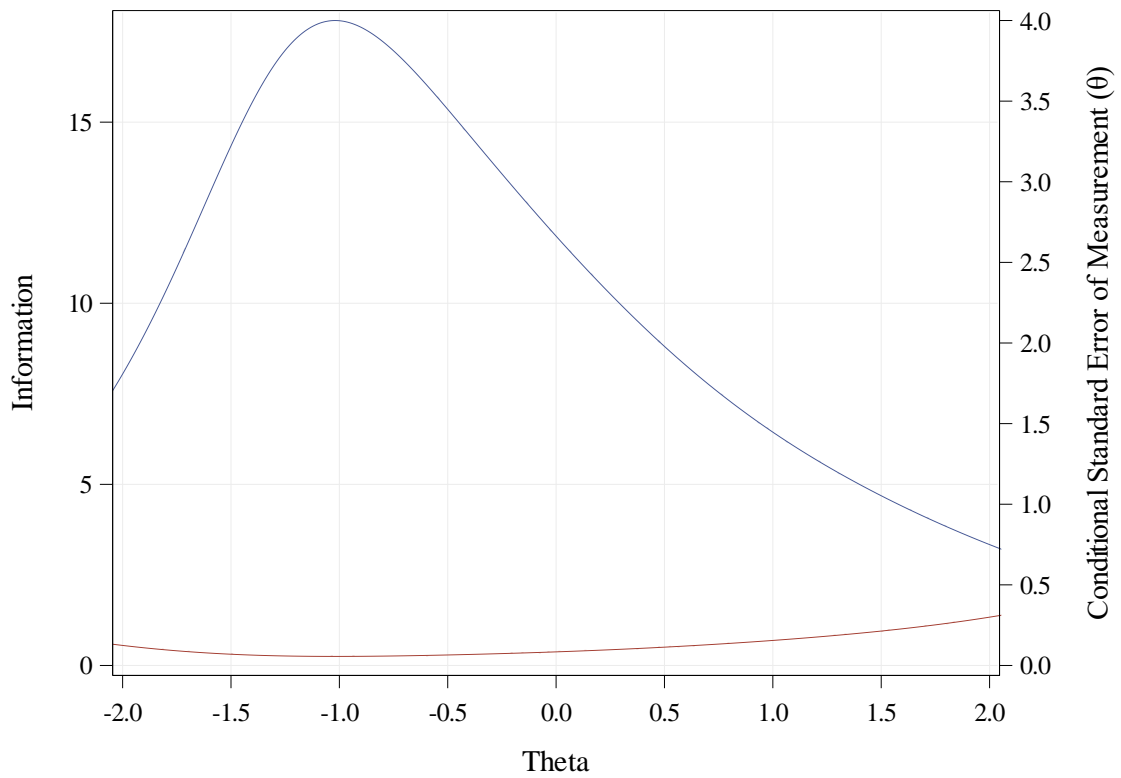


2021 ISASP Form Summary
Grade 06 Mathematics

Test Characteristic Curve

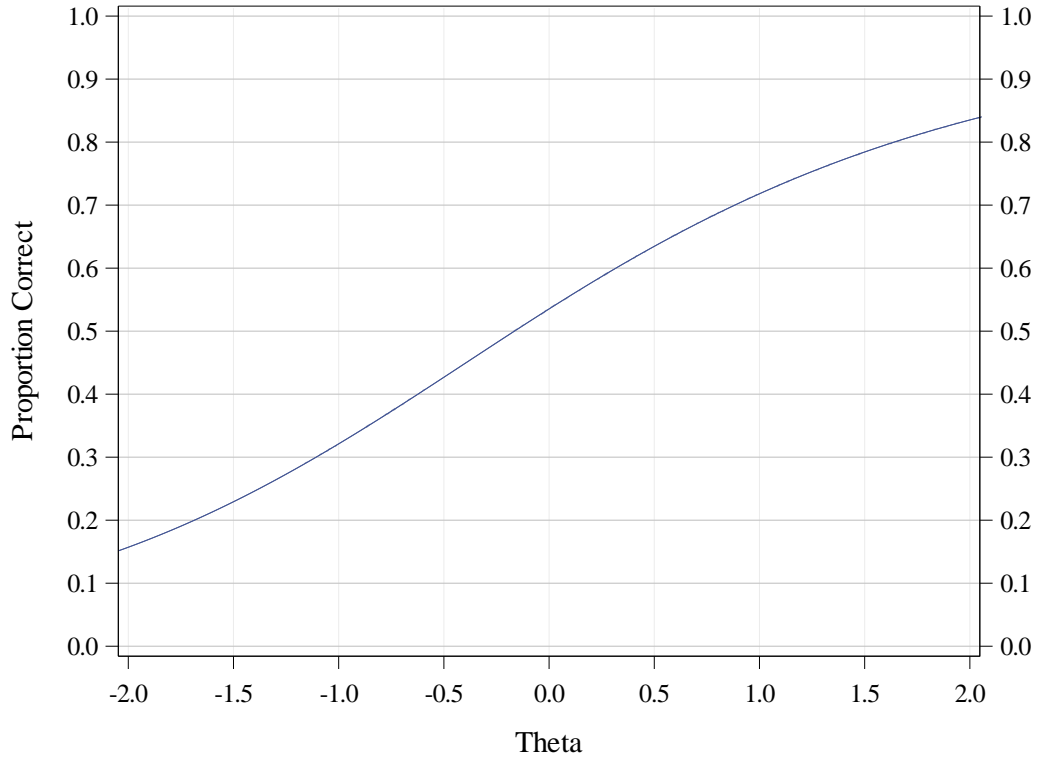


Test Information

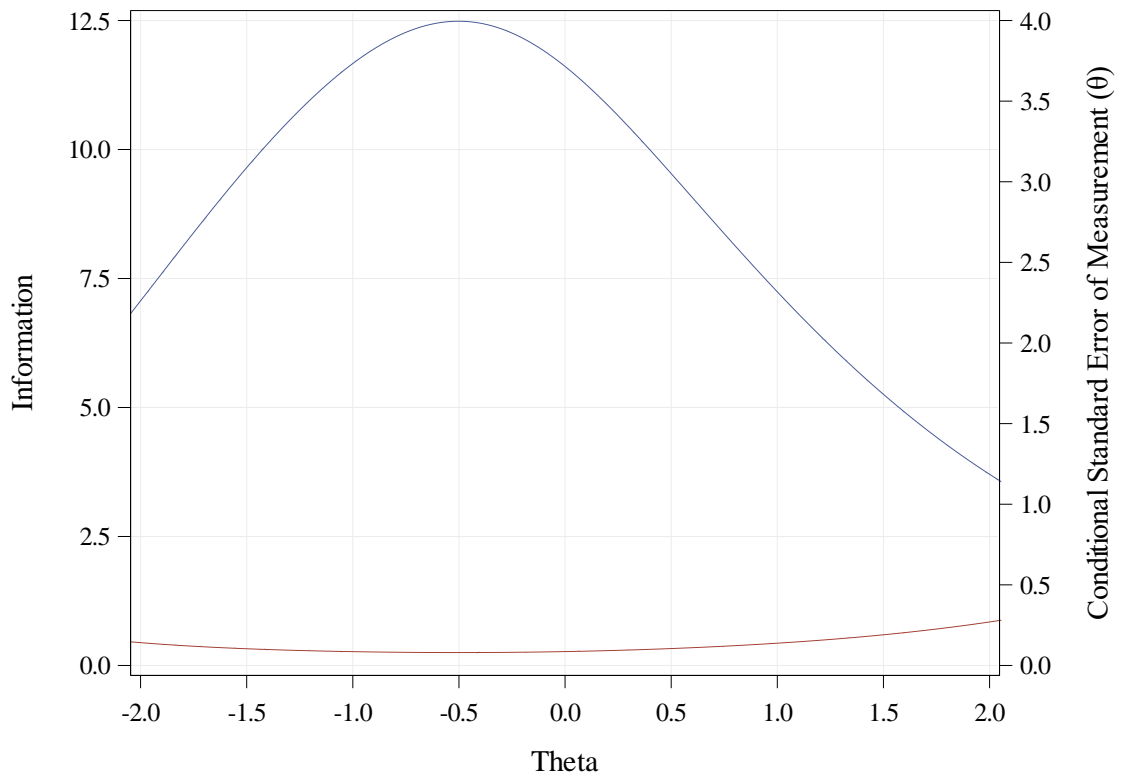


2021 ISASP Form Summary
Grade 07 Mathematics

Test Characteristic Curve

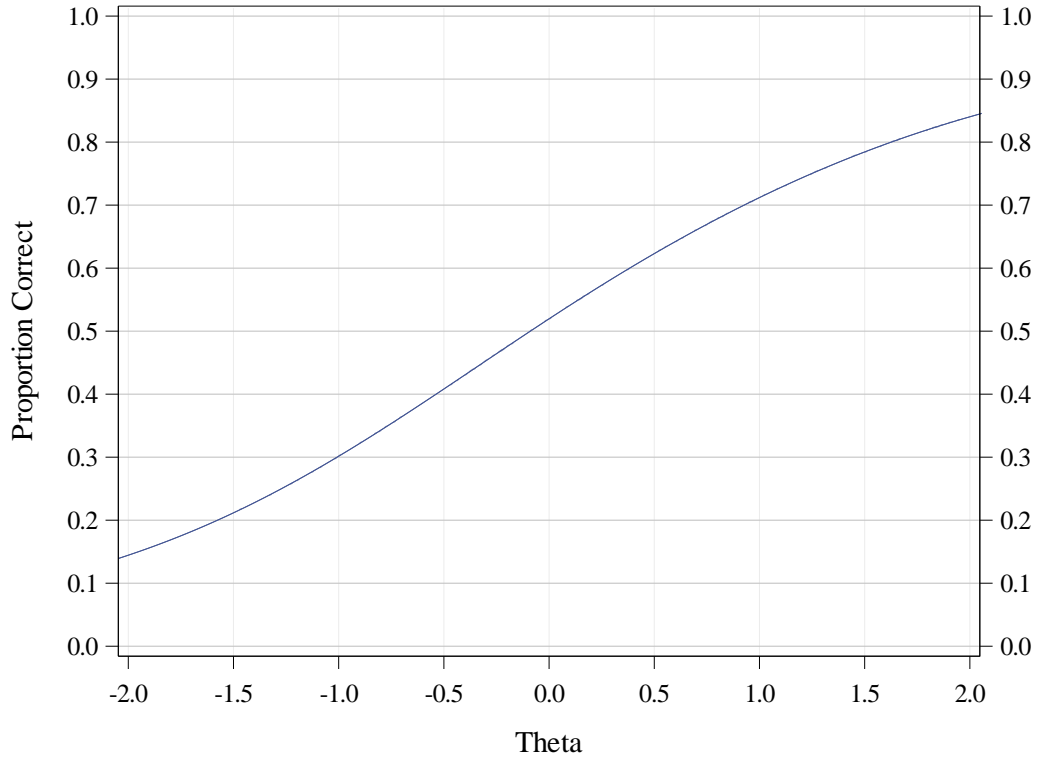


Test Information

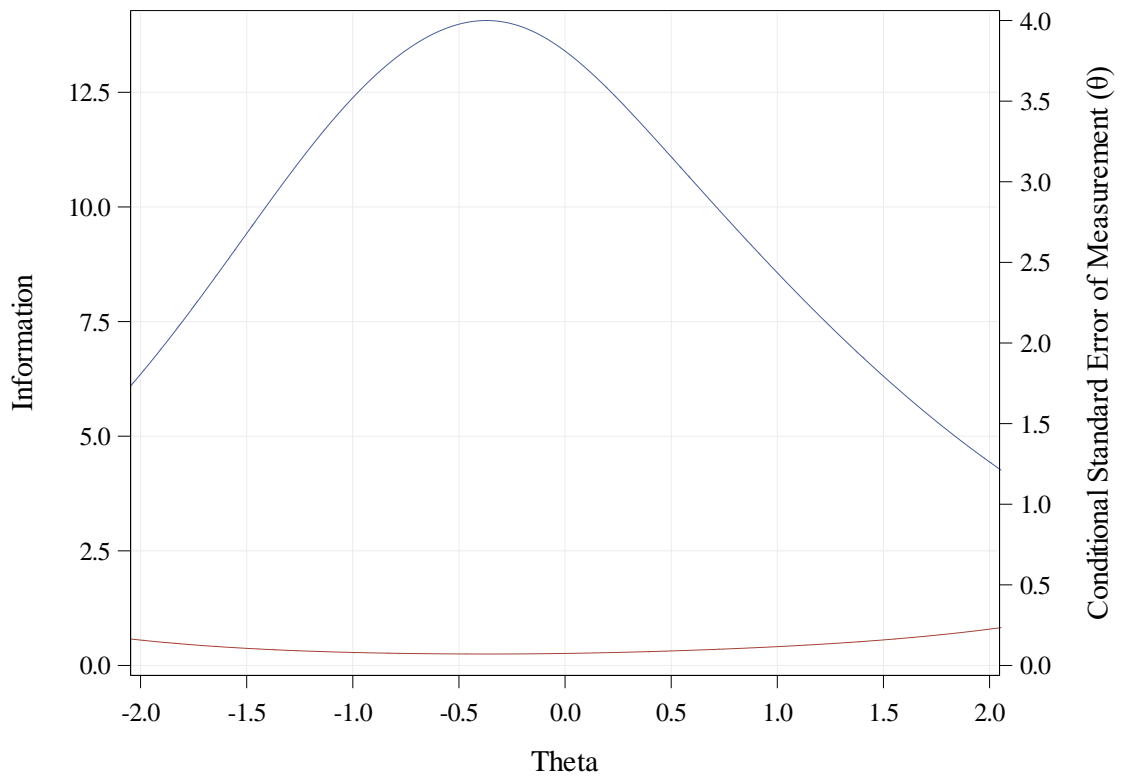


2021 ISASP Form Summary
Grade 08 Mathematics

Test Characteristic Curve

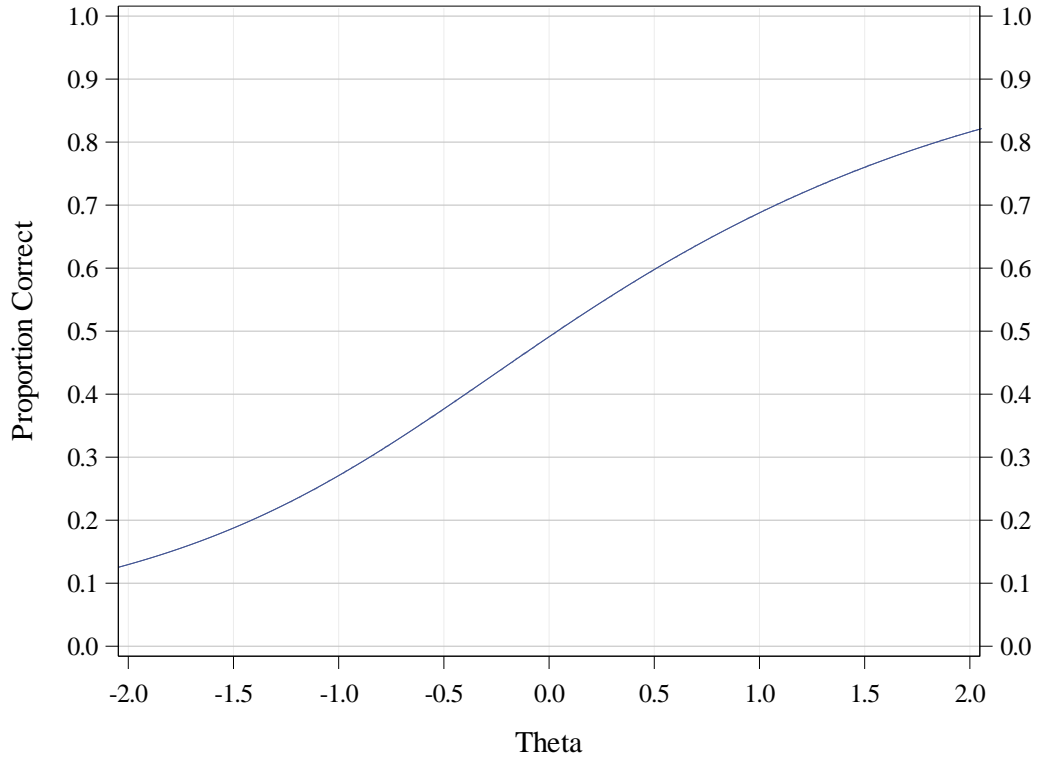


Test Information

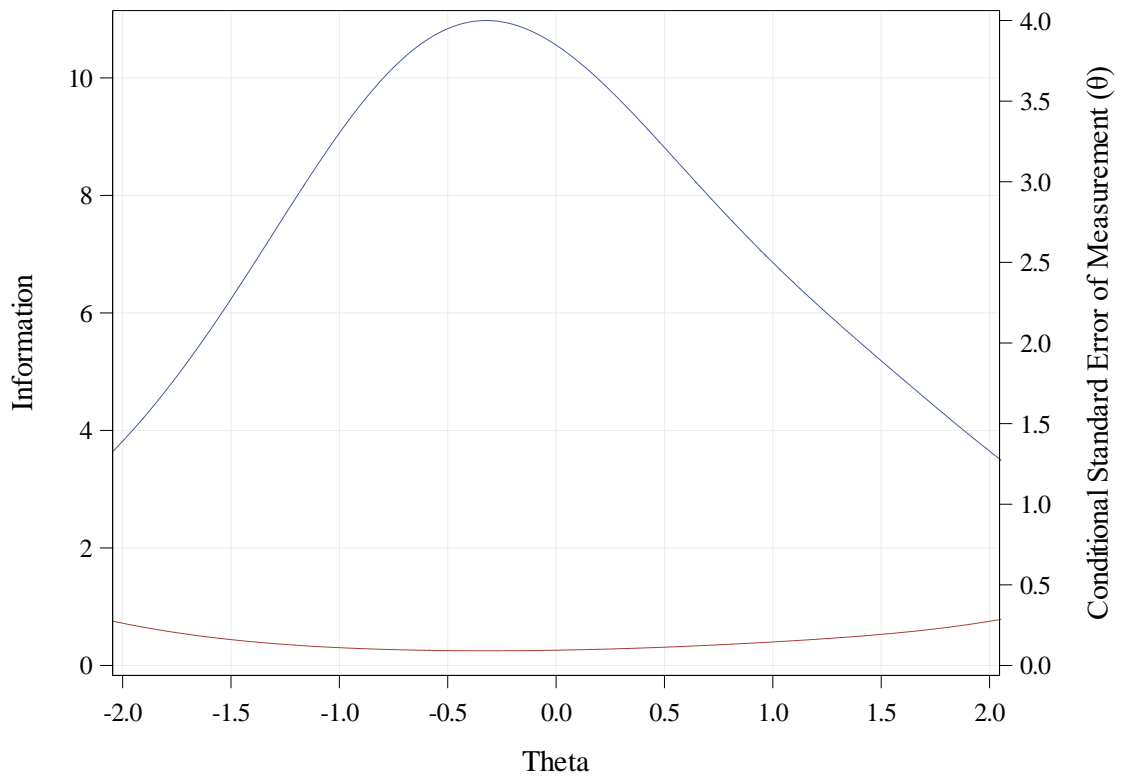


2021 ISASP Form Summary
Grade 09 Mathematics

Test Characteristic Curve

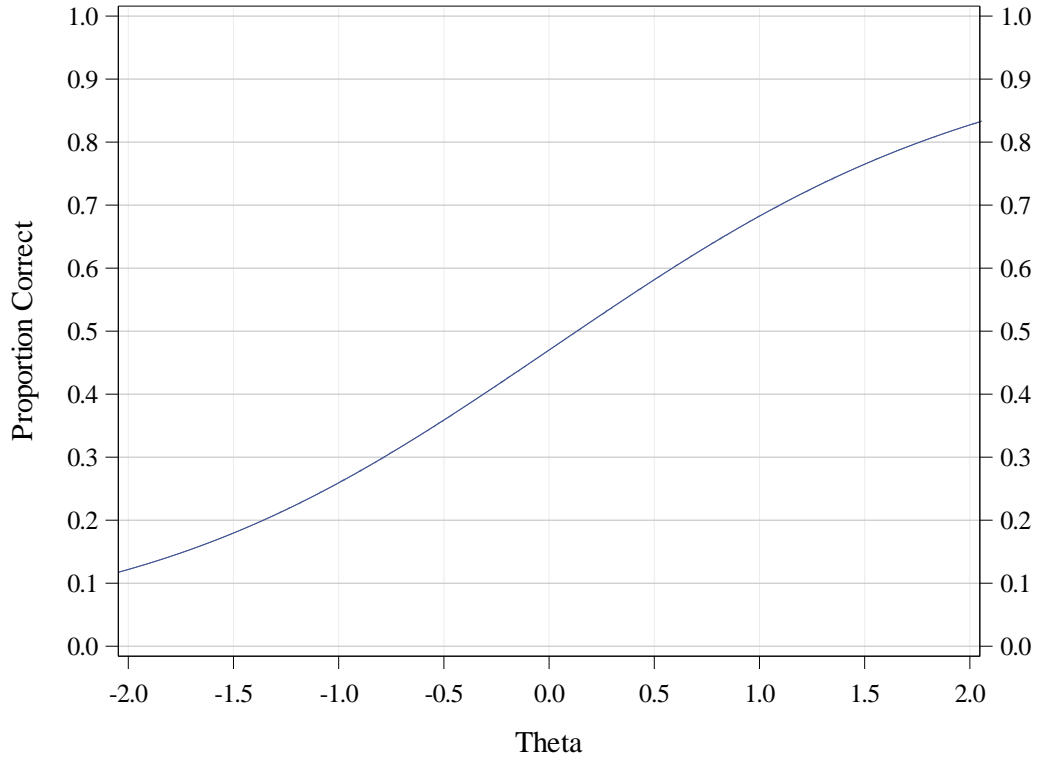


Test Information

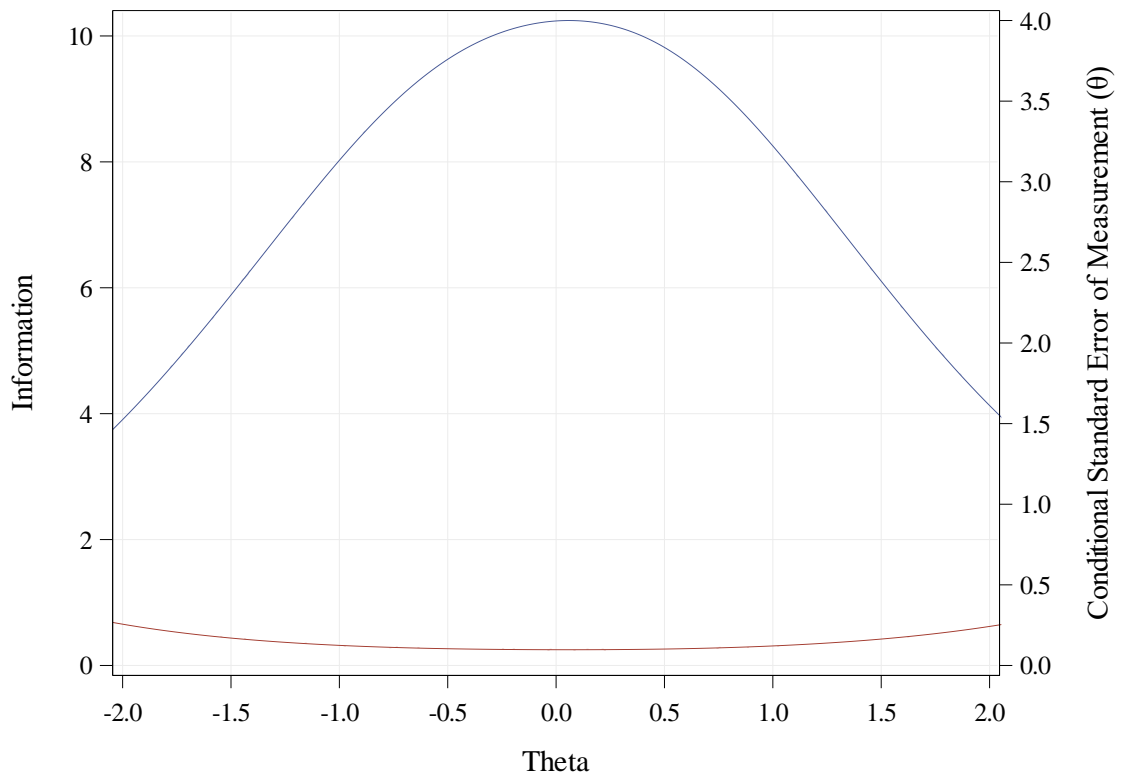


2021 ISASP Form Summary
Grade 10 Mathematics

Test Characteristic Curve

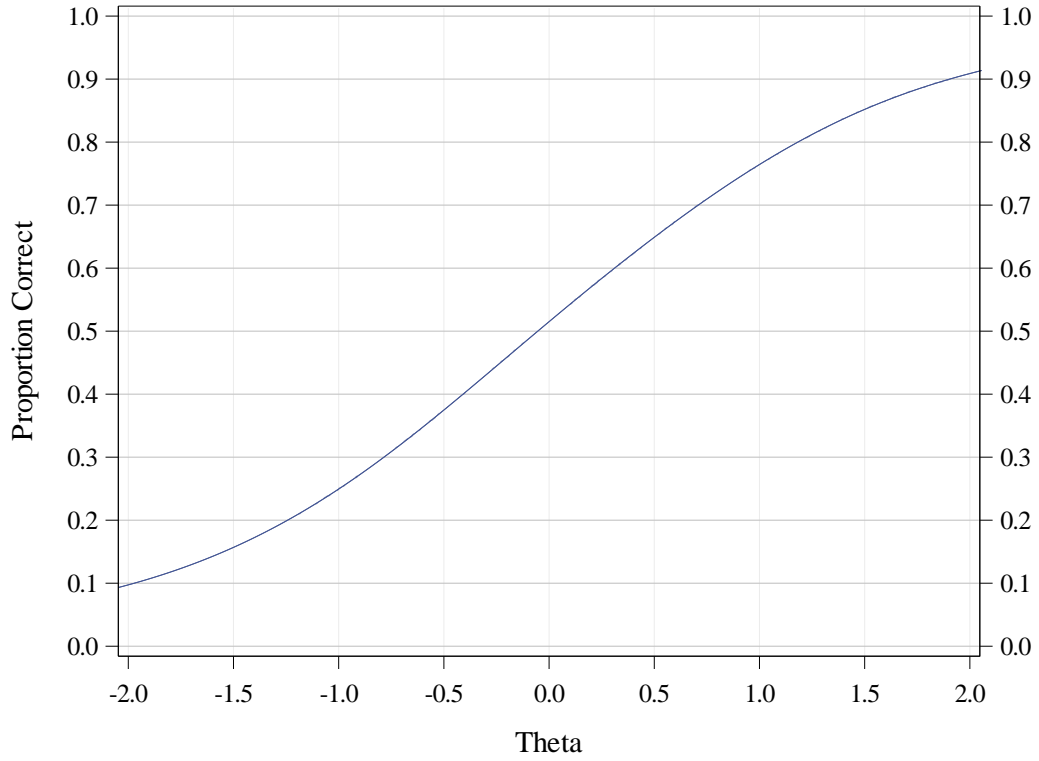


Test Information

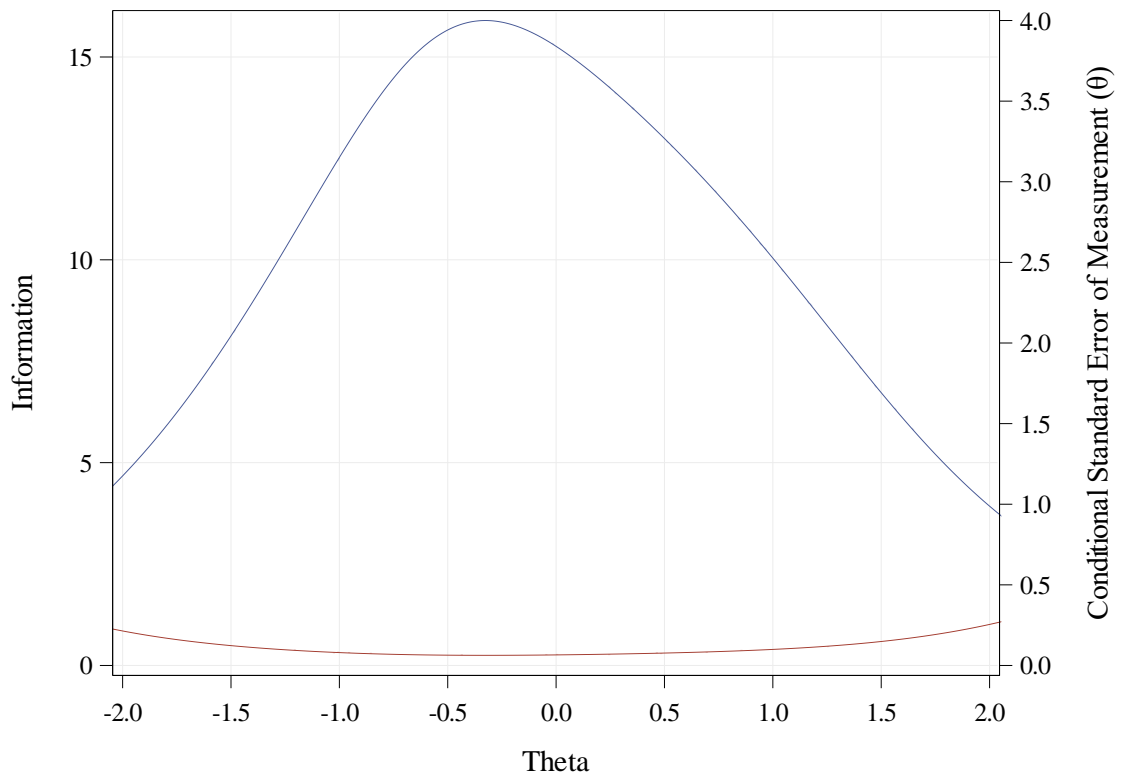


2021 ISASP Form Summary
Grade 11 Mathematics

Test Characteristic Curve



Test Information

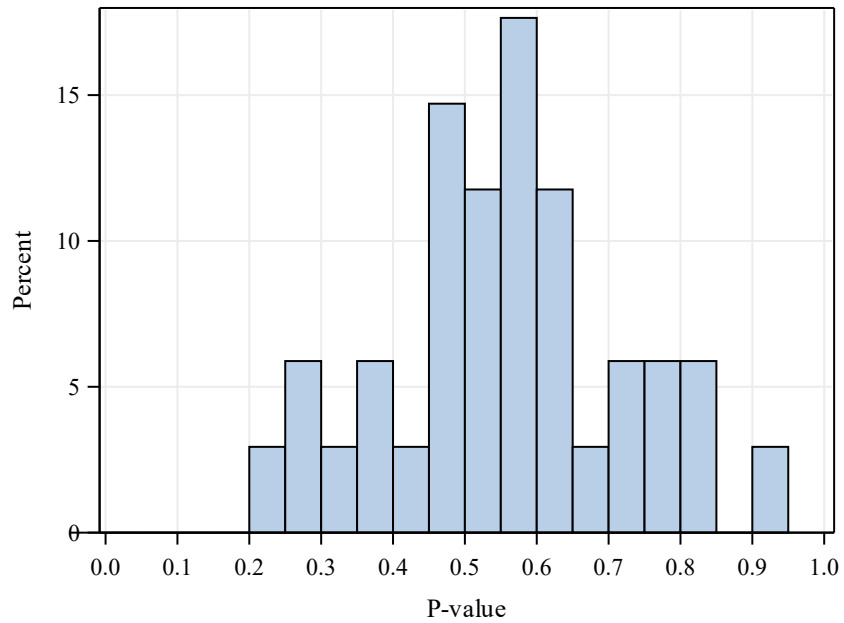


Item Statistics Reports

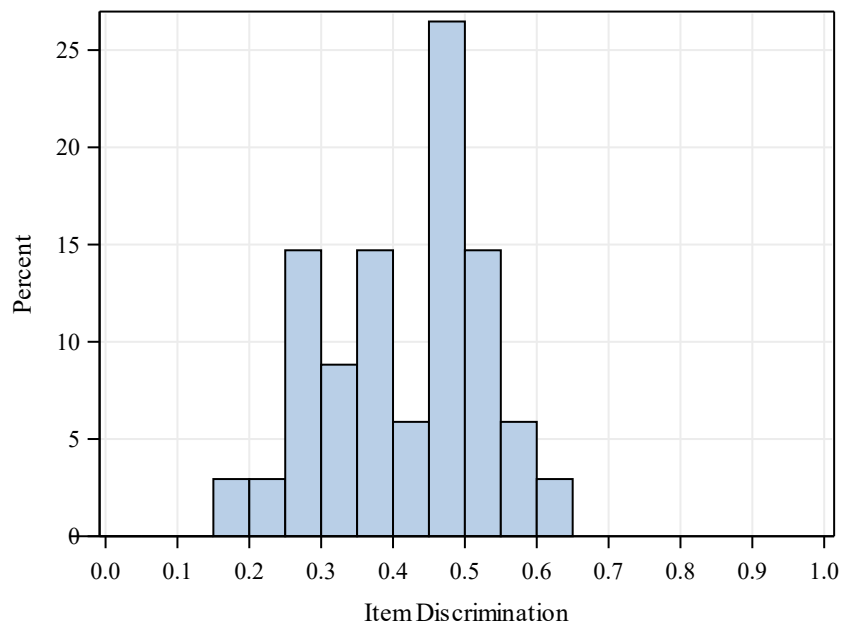
**2021 ISASP Item Statistics
Grade 03 Mathematics**

Item Statistics	Item Difficulty (p-value)	Discrimination (point-biserial)	IRT a	IRT b
Min	0.23	0.16	0.43	-2.71
Max	0.91	0.62	2.31	2.96
Mean	0.56	0.42	1.22	-0.26
S.D.	0.16	0.11	0.42	1.06

Distribution of P-values



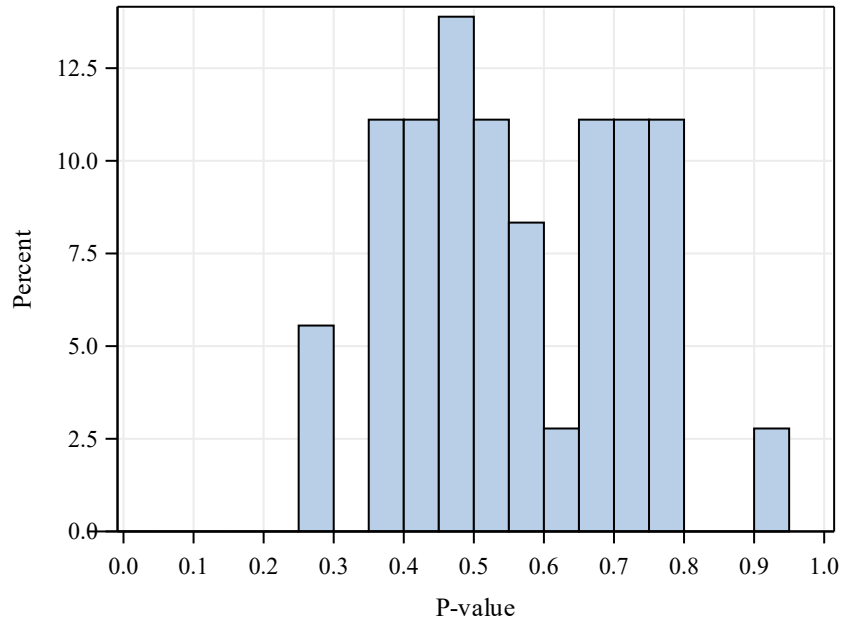
Distribution of Item Discriminations



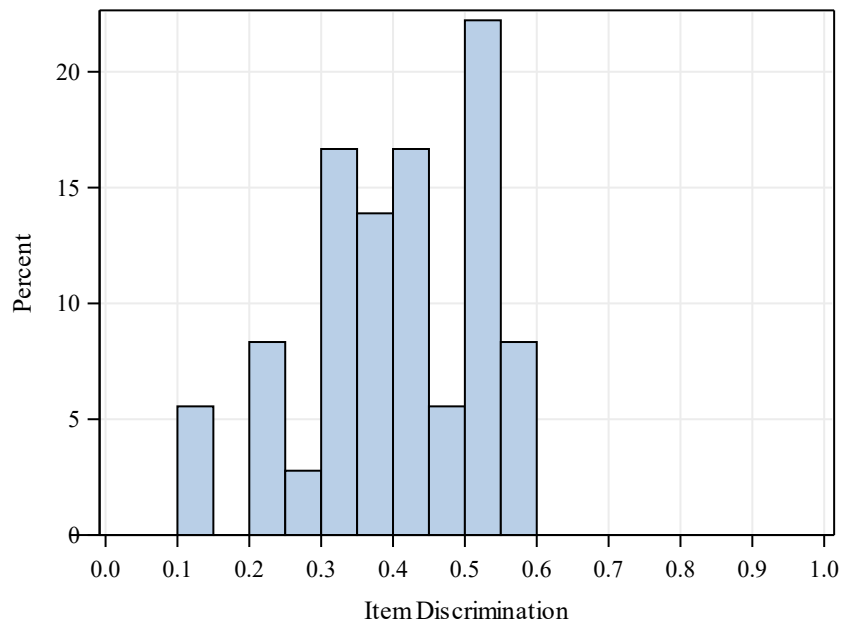
**2021 ISASP Item Statistics
Grade 04 Mathematics**

Item Statistics	Item Difficulty (p-value)	Discrimination (point-biserial)	IRT a	IRT b
Min	0.27	0.12	0.30	-1.86
Max	0.91	0.59	2.00	3.47
Mean	0.56	0.40	1.21	-0.17
S.D.	0.16	0.12	0.48	1.02

Distribution of P-values



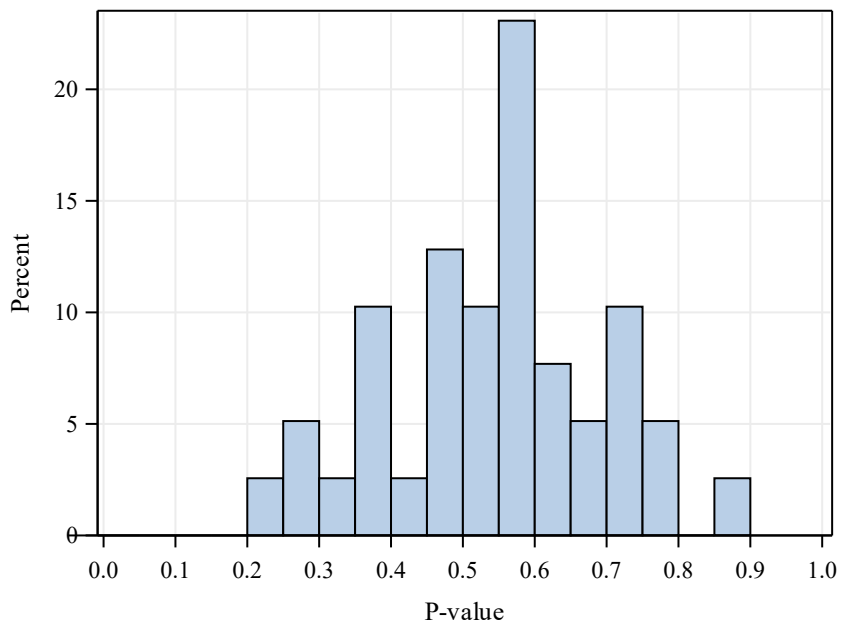
Distribution of Item Discriminations



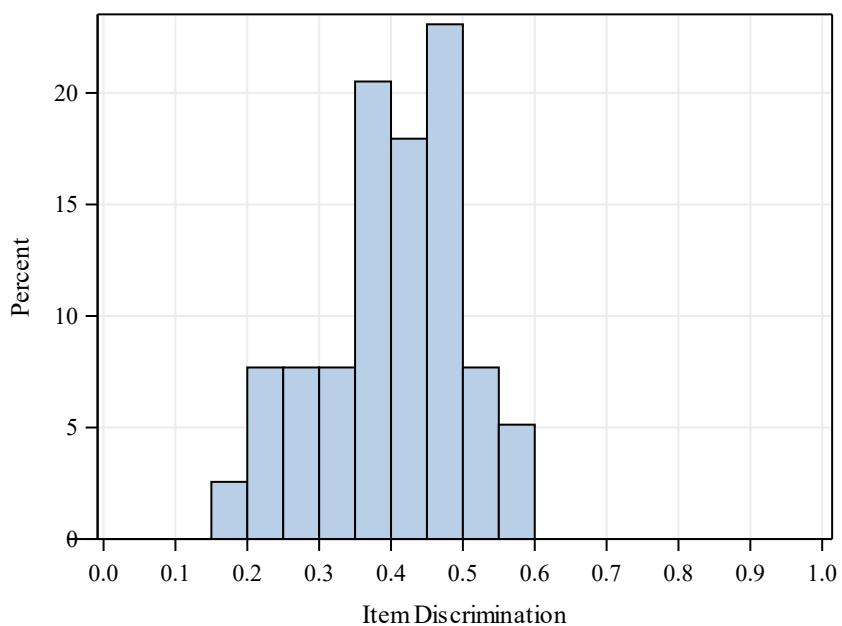
**2021 ISASP Item Statistics
Grade 05 Mathematics**

Item Statistics	Item Difficulty (p-value)	Discrimination (point-biserial)	IRT a	IRT b
Min	0.24	0.19	0.46	-2.59
Max	0.85	0.56	2.20	1.83
Mean	0.55	0.40	1.18	-0.26
S.D.	0.15	0.10	0.42	0.85

Distribution of P-values



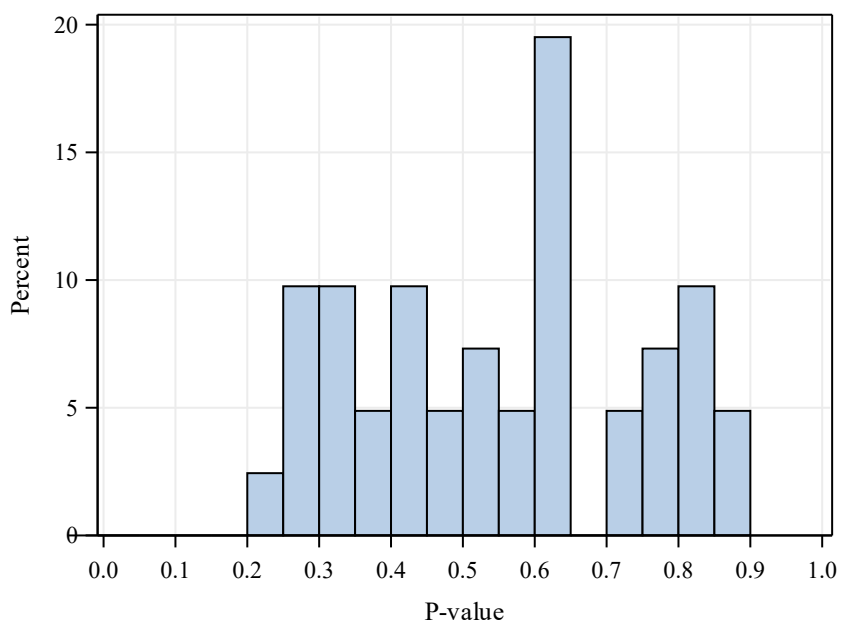
Distribution of Item Discriminations



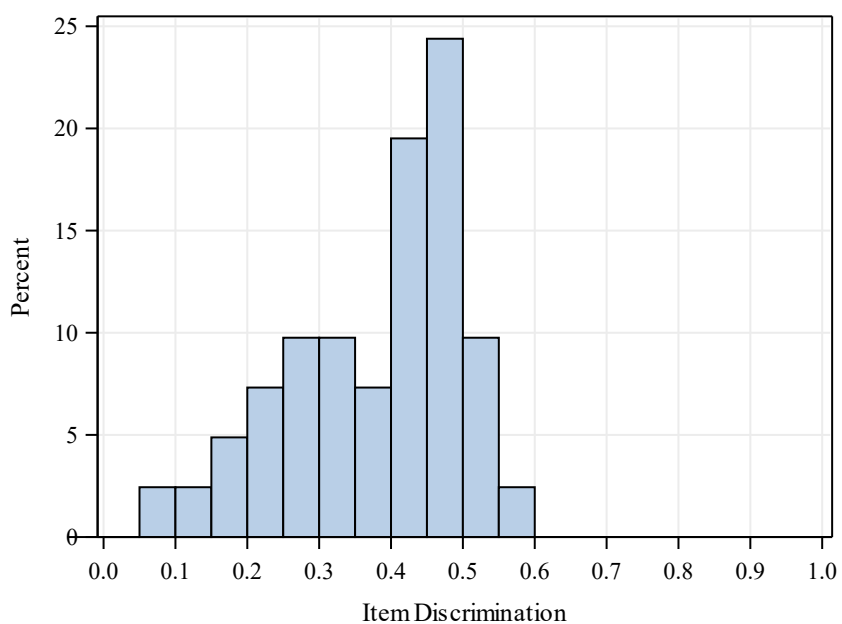
**2021 ISASP Item Statistics
Grade 06 Mathematics**

Item Statistics	Item Difficulty (p-value)	Discrimination (point-biserial)	IRT a	IRT b
Min	0.25	0.10	0.23	-2.35
Max	0.89	0.58	3.43	2.32
Mean	0.55	0.38	1.26	-0.10
S.D.	0.20	0.12	0.68	1.16

Distribution of P-values



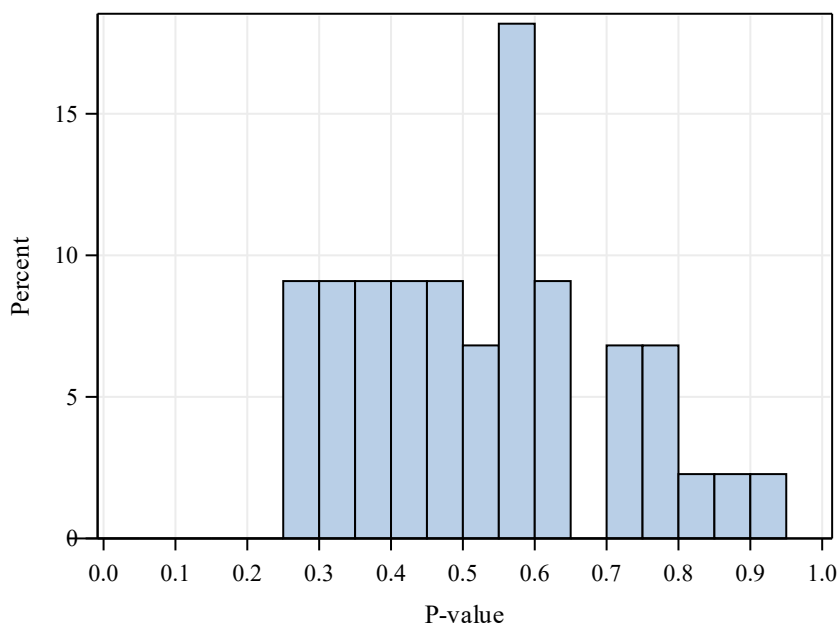
Distribution of Item Discriminations



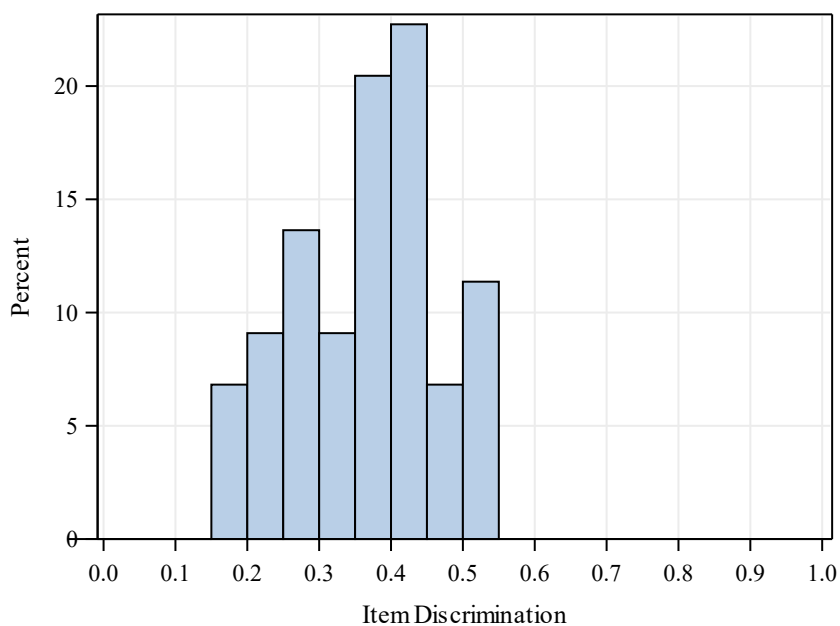
**2021 ISASP Item Statistics
Grade 07 Mathematics**

Item Statistics	Item Difficulty (p-value)	Discrimination (point-biserial)	IRT a	IRT b
Min	0.25	0.17	0.44	-2.42
Max	0.94	0.54	1.99	1.93
Mean	0.53	0.36	1.11	-0.07
S.D.	0.17	0.10	0.45	0.99

Distribution of P-values



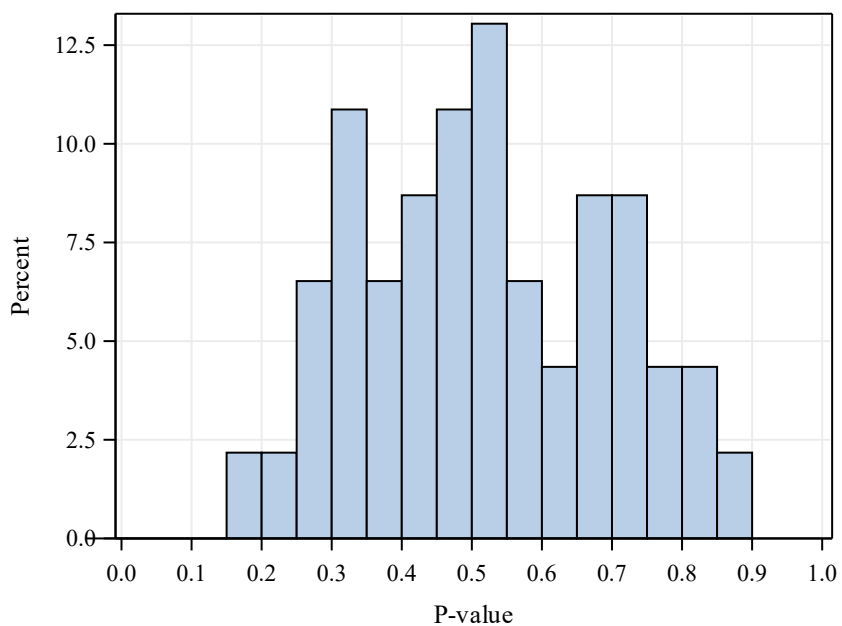
Distribution of Item Discriminations



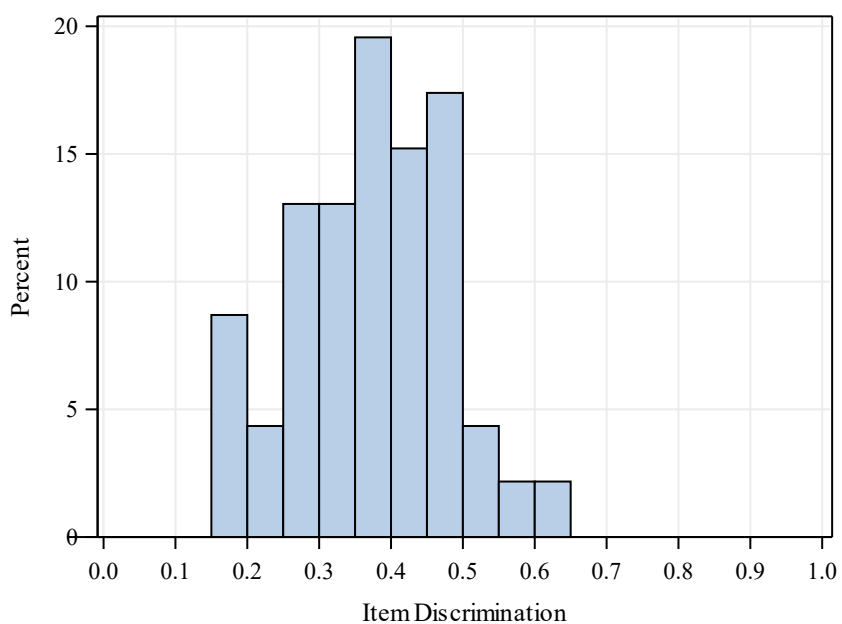
**2021 ISASP Item Statistics
Grade 08 Mathematics**

Item Statistics	Item Difficulty (p-value)	Discrimination (point-biserial)	IRT a	IRT b
Min	0.20	0.16	0.33	-2.02
Max	0.86	0.63	2.62	2.06
Mean	0.52	0.37	1.11	0.01
S.D.	0.18	0.11	0.49	0.96

Distribution of P-values



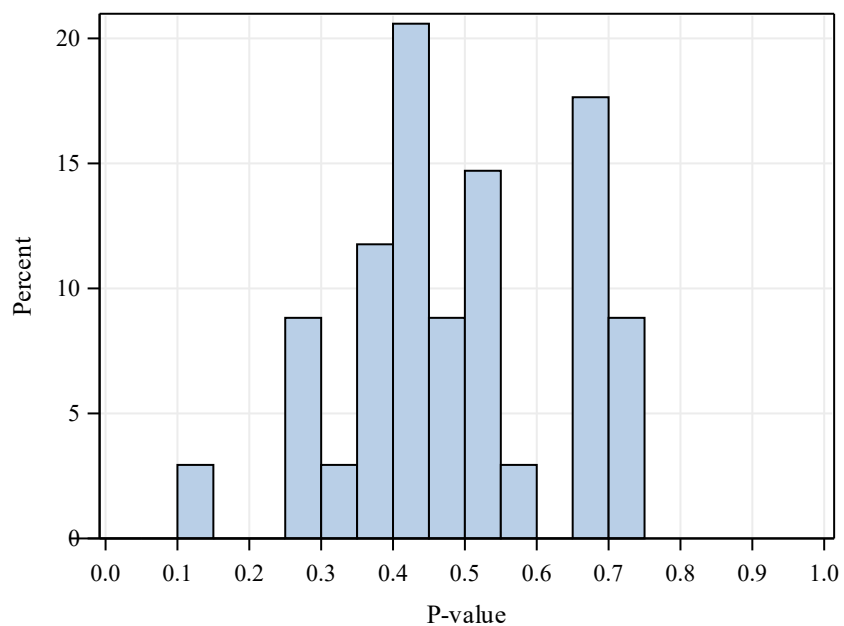
Distribution of Item Discriminations



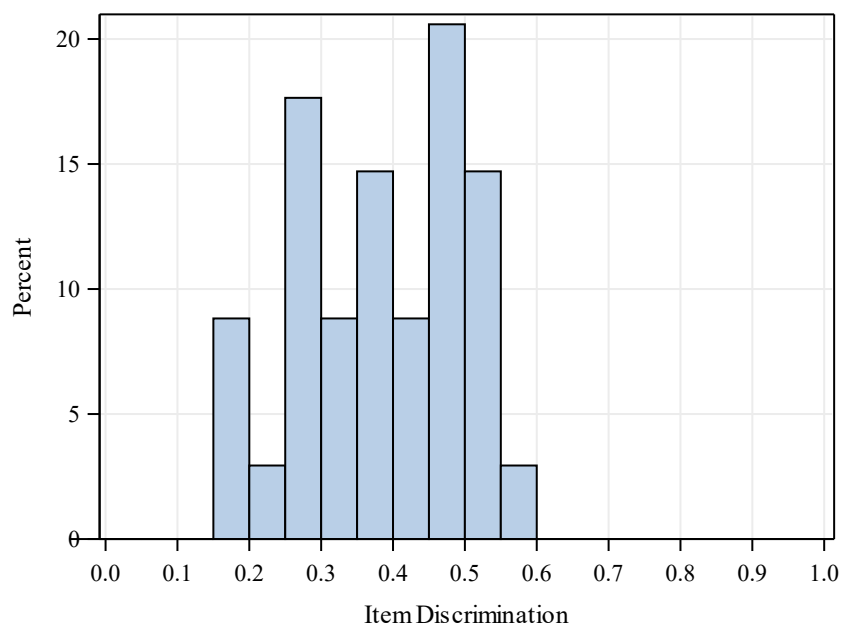
**2021 ISASP Item Statistics
Grade 09 Mathematics**

Item Statistics	Item Difficulty (p-value)	Discrimination (point-biserial)	IRT a	IRT b
Min	0.12	0.16	0.38	-2.03
Max	0.74	0.58	2.16	2.24
Mean	0.49	0.38	1.14	0.14
S.D.	0.15	0.12	0.53	0.93

Distribution of P-values



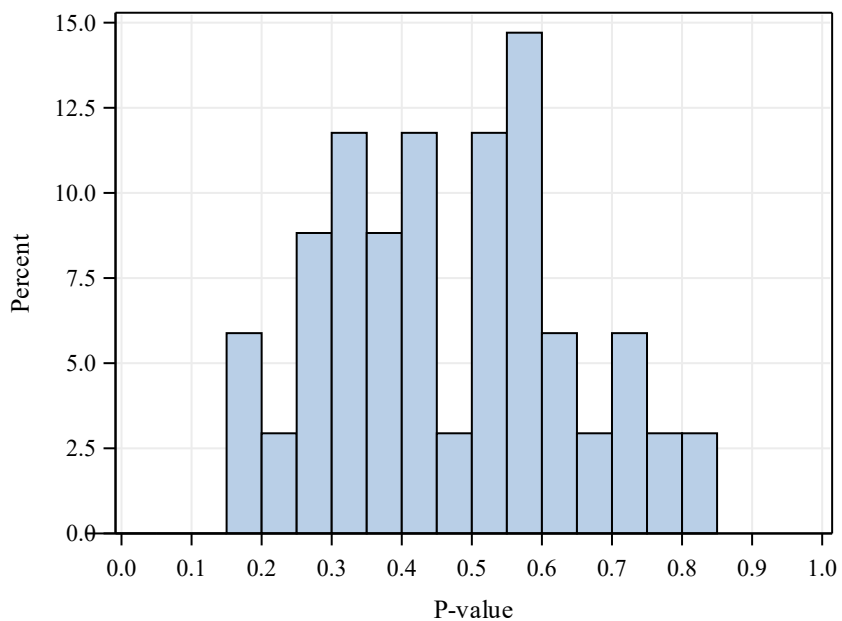
Distribution of Item Discriminations



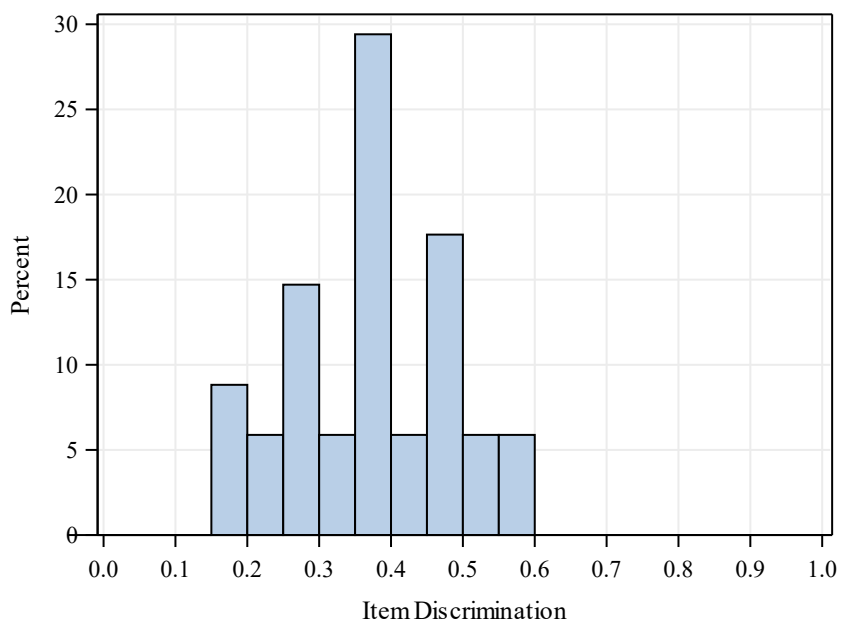
**2021 ISASP Item Statistics
Grade 10 Mathematics**

Item Statistics	Item Difficulty (p-value)	Discrimination (point-biserial)	IRT a	IRT b
Min	0.16	0.18	0.45	-2.04
Max	0.83	0.58	1.99	2.29
Mean	0.47	0.37	1.10	0.26
S.D.	0.17	0.11	0.45	1.01

Distribution of P-values



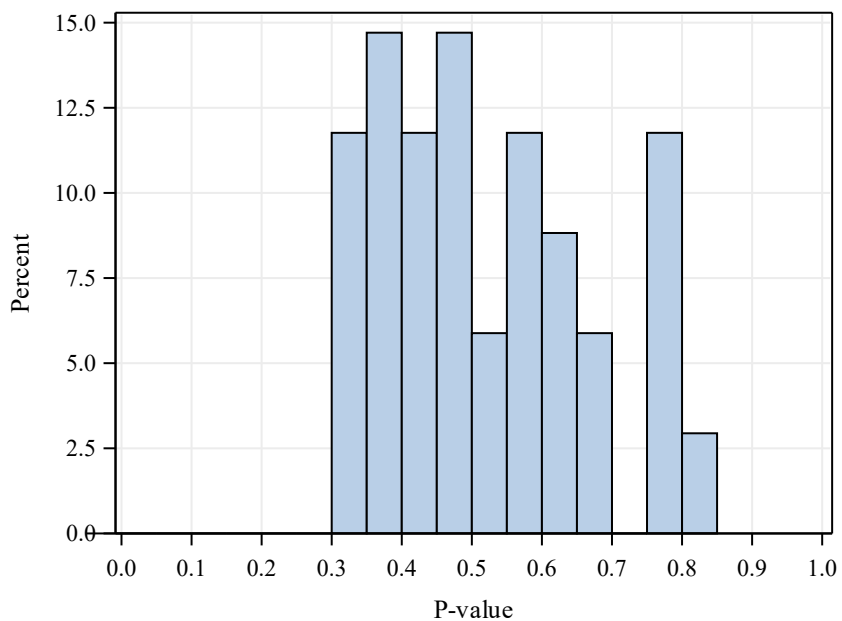
Distribution of Item Discriminations



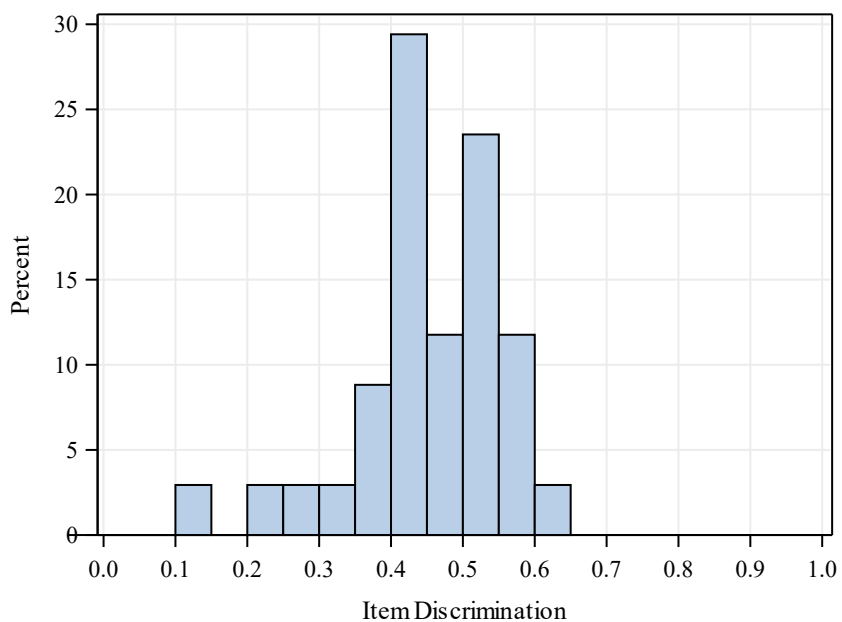
**2021 ISASP Item Statistics
Grade 11 Mathematics**

Item Statistics	Item Difficulty (p-value)	Discrimination (point-biserial)	IRT a	IRT b
Min	0.32	0.11	0.32	-4.17
Max	0.81	0.62	2.80	0.82
Mean	0.52	0.45	1.40	-0.16
S.D.	0.15	0.11	0.50	0.92

Distribution of P-values



Distribution of Item Discriminations



2021 ISASP Item Statistics

Number of C-DIF Items by Grade - Mathematics

Grade	Total Number of Items on the Test	Online / Paper	Items Rejected for C-DIF
3	35	1	0
4	37	2	0
5	40	1	0
6	42	1	0
7	45	2	0
8	47	1	0
9	35	2	0
10	35	3	0
11	35	1	0

Frequency Distribution Reports

2021 ISASP Frequency Distribution

Grade 03 Mathematics

Scale Score	Frequency	Percent	Cumulative Frequency	Cumulative Percent	CSEM
510	120	0.3	35622	100.0	12.8
485	315	0.9	35502	99.7	12.8
474	565	1.6	35187	98.8	15.9
466	799	2.2	34622	97.2	17.4
459	1037	2.9	33823	94.9	13.4
453	1235	3.5	32786	92.0	12.6
448	1272	3.6	31551	88.6	12.1
443	1327	3.7	30279	85.0	12.0
438	1405	3.9	28952	81.3	11.8
434	1398	3.9	27547	77.3	11.9
429	1362	3.8	26149	73.4	11.8
425	1380	3.9	24787	69.6	11.2
421	1374	3.9	23407	65.7	11.5
417	1290	3.6	22033	61.9	10.7
414	1252	3.5	20743	58.2	10.9
410	1343	3.8	19491	54.7	10.5
407	1252	3.5	18148	50.9	10.6
403	1266	3.6	16896	47.4	10.6
400	1322	3.7	15630	43.9	10.1
396	1334	3.7	14308	40.2	10.1
393	1316	3.7	12974	36.4	9.6
390	1295	3.6	11658	32.7	10.0
387	1302	3.7	10363	29.1	9.4
384	1366	3.8	9061	25.4	9.3
380	1444	4.1	7695	21.6	9.1
377	1366	3.8	6251	17.5	8.9
374	1278	3.6	4885	13.7	8.6
371	1074	3.0	3607	10.1	7.9
368	977	2.7	2533	7.1	7.6
365	703	2.0	1556	4.4	7.2
362	469	1.3	853	2.4	6.4
359	232	0.7	384	1.1	6.0
356	101	0.3	152	0.4	5.4
354	26	0.1	51	0.1	4.8

(Continued)

2021 ISASP Frequency Distribution

Grade 03 Mathematics

Scale Score	Frequency	Percent	Cumulative Frequency	Cumulative Percent	CSEM
351	17	0.0	25	0.1	3.9
348	5	0.0	8	0.0	2.8
345	3	0.0	3	0.0	2.8

2021 ISASP Frequency Distribution

Grade 04 Mathematics

Scale Score	Frequency	Percent	Cumulative Frequency	Cumulative Percent	CSEM
540	96	0.3	35561	100.0	12.5
519	256	0.7	35465	99.7	12.5
507	401	1.1	35209	99.0	15.9
498	612	1.7	34808	97.9	18.0
490	784	2.2	34196	96.2	15.7
483	925	2.6	33412	94.0	14.8
476	973	2.7	32487	91.4	14.4
470	1087	3.1	31514	88.6	14.1
465	1251	3.5	30427	85.6	14.0
460	1265	3.6	29176	82.0	13.7
455	1313	3.7	27911	78.5	13.3
450	1409	4.0	26598	74.8	13.2
445	1294	3.6	25189	70.8	13.6
441	1393	3.9	23895	67.2	13.3
437	1316	3.7	22502	63.3	13.1
432	1361	3.8	21186	59.6	12.7
428	1358	3.8	19825	55.7	12.3
424	1494	4.2	18467	51.9	12.4
420	1316	3.7	16973	47.7	12.0
417	1285	3.6	15657	44.0	12.0
413	1366	3.8	14372	40.4	11.4
409	1364	3.8	13006	36.6	11.4
405	1369	3.8	11642	32.7	11.3
402	1403	3.9	10273	28.9	11.2
398	1419	4.0	8870	24.9	10.5
395	1323	3.7	7451	21.0	10.4
391	1231	3.5	6128	17.2	10.2
388	1200	3.4	4897	13.8	9.4
384	1049	2.9	3697	10.4	9.6
381	864	2.4	2648	7.4	8.9
378	697	2.0	1784	5.0	8.5
374	495	1.4	1087	3.1	8.1
371	280	0.8	592	1.7	7.6
368	204	0.6	312	0.9	7.0

(Continued)

2021 ISASP Frequency Distribution

Grade 04 Mathematics

Scale Score	Frequency	Percent	Cumulative Frequency	Cumulative Percent	CSEM
364	70	0.2	108	0.3	6.4
361	27	0.1	38	0.1	5.9
358	6	0.0	11	0.0	5.0
354	4	0.0	5	0.0	3.5
350	1	0.0	1	0.0	3.5

2021 ISASP Frequency Distribution

Grade 05 Mathematics

Scale Score	Frequency	Percent	Cumulative Frequency	Cumulative Percent	CSEM
590	91	0.2	36671	100.0	13.2
567	187	0.5	36580	99.8	13.2
553	322	0.9	36393	99.2	17.2
542	466	1.3	36071	98.4	19.3
532	575	1.6	35605	97.1	20.9
524	672	1.8	35030	95.5	18.6
516	802	2.2	34358	93.7	17.8
510	829	2.3	33556	91.5	17.4
503	907	2.5	32727	89.2	16.7
497	953	2.6	31820	86.8	16.4
491	1002	2.7	30867	84.2	16.0
485	1051	2.9	29865	81.4	16.2
480	1090	3.0	28814	78.6	15.9
475	1160	3.2	27724	75.6	15.8
470	1123	3.1	26564	72.4	15.4
465	1145	3.1	25441	69.4	15.2
460	1261	3.4	24296	66.3	15.0
455	1304	3.6	23035	62.8	15.2
451	1237	3.4	21731	59.3	14.9
446	1369	3.7	20494	55.9	14.5
442	1355	3.7	19125	52.2	14.2
437	1390	3.8	17770	48.5	13.8
433	1479	4.0	16380	44.7	13.7
429	1485	4.0	14901	40.6	13.3
425	1534	4.2	13416	36.6	13.2
421	1558	4.2	11882	32.4	12.6
417	1550	4.2	10324	28.2	12.5
413	1524	4.2	8774	23.9	12.3
409	1432	3.9	7250	19.8	12.1
405	1405	3.8	5818	15.9	11.8
401	1190	3.2	4413	12.0	11.5
397	1055	2.9	3223	8.8	10.8
393	770	2.1	2168	5.9	10.4
389	621	1.7	1398	3.8	10.0

(Continued)

2021 ISASP Frequency Distribution

Grade 05 Mathematics

Scale Score	Frequency	Percent	Cumulative Frequency	Cumulative Percent	CSEM
385	407	1.1	777	2.1	9.5
382	222	0.6	370	1.0	8.6
378	87	0.2	148	0.4	8.0
374	40	0.1	61	0.2	8.2
370	15	0.0	21	0.1	7.2
367	4	0.0	6	0.0	6.3
363	0	0.0	2	0.0	4.6
355	2	0.0	2	0.0	4.6

2021 ISASP Frequency Distribution

Grade 06 Mathematics

Scale Score	Frequency	Percent	Cumulative Frequency	Cumulative Percent	CSEM
640	81	0.2	37106	100.0	15.2
616	159	0.4	37025	99.8	15.2
599	237	0.6	36866	99.4	19.8
586	392	1.1	36629	98.7	22.5
574	437	1.2	36237	97.7	24.3
564	543	1.5	35800	96.5	22.3
555	691	1.9	35257	95.0	21.3
547	738	2.0	34566	93.2	20.8
539	860	2.3	33828	91.2	20.3
532	919	2.5	32968	88.8	19.9
525	1008	2.7	32049	86.4	19.6
518	1148	3.1	31041	83.7	19.5
511	1253	3.4	29893	80.6	19.3
505	1289	3.5	28640	77.2	19.0
499	1322	3.6	27351	73.7	19.0
493	1397	3.8	26029	70.1	18.6
487	1372	3.7	24632	66.4	18.0
482	1539	4.1	23260	62.7	18.2
476	1508	4.1	21721	58.5	18.0
471	1584	4.3	20213	54.5	17.7
466	1578	4.3	18629	50.2	17.4
460	1558	4.2	17051	46.0	17.4
455	1519	4.1	15493	41.8	17.0
450	1481	4.0	13974	37.7	16.5
445	1477	4.0	12493	33.7	16.5
440	1430	3.9	11016	29.7	16.0
435	1375	3.7	9586	25.8	15.4
431	1315	3.5	8211	22.1	15.2
426	1212	3.3	6896	18.6	15.0
421	1090	2.9	5684	15.3	14.4
417	1076	2.9	4594	12.4	14.1
412	900	2.4	3518	9.5	13.8
407	792	2.1	2618	7.1	13.4
403	646	1.7	1826	4.9	12.6

(Continued)

2021 ISASP Frequency Distribution

Grade 06 Mathematics

Scale Score	Frequency	Percent	Cumulative Frequency	Cumulative Percent	CSEM
398	453	1.2	1180	3.2	11.8
394	325	0.9	727	2.0	10.7
389	199	0.5	402	1.1	9.8
385	121	0.3	203	0.5	9.2
382	41	0.1	82	0.2	8.2
379	27	0.1	41	0.1	8.2
375	5	0.0	14	0.0	7.0
371	2	0.0	9	0.0	5.8
367	7	0.0	7	0.0	4.4
360	0	0.0	0	0.0	4.4

2021 ISASP Frequency Distribution

Grade 07 Mathematics

Scale Score	Frequency	Percent	Cumulative Frequency	Cumulative Percent	CSEM
680	41	0.1	38058	100.0	15.6
655	109	0.3	38017	99.9	15.6
637	191	0.5	37908	99.6	20.5
623	246	0.6	37717	99.1	23.2
612	350	0.9	37471	98.5	25.4
602	466	1.2	37121	97.5	23.2
592	534	1.4	36655	96.3	21.9
584	571	1.5	36121	94.9	21.2
575	609	1.6	35550	93.4	21.1
568	688	1.8	34941	91.8	21.1
561	727	1.9	34253	90.0	20.5
554	810	2.1	33526	88.1	20.5
547	838	2.2	32716	86.0	19.9
540	972	2.6	31878	83.8	20.1
534	944	2.5	30906	81.2	19.7
528	1003	2.6	29962	78.7	19.7
522	1110	2.9	28959	76.1	19.2
516	1175	3.1	27849	73.2	19.0
511	1202	3.2	26674	70.1	18.8
505	1284	3.4	25472	66.9	18.6
500	1332	3.5	24188	63.6	18.3
494	1340	3.5	22856	60.1	17.9
489	1488	3.9	21516	56.5	18.0
484	1472	3.9	20028	52.6	17.6
479	1551	4.1	18556	48.8	17.6
474	1588	4.2	17005	44.7	17.1
469	1636	4.3	15417	40.5	16.6
464	1726	4.5	13781	36.2	16.5
459	1725	4.5	12055	31.7	16.3
454	1712	4.5	10330	27.1	16.1
450	1644	4.3	8618	22.6	15.5
445	1558	4.1	6974	18.3	15.3
440	1441	3.8	5416	14.2	14.6
435	1181	3.1	3975	10.4	14.3

(Continued)

2021 ISASP Frequency Distribution

Grade 07 Mathematics

Scale Score	Frequency	Percent	Cumulative Frequency	Cumulative Percent	CSEM
431	919	2.4	2794	7.3	14.3
426	697	1.8	1875	4.9	13.5
422	488	1.3	1178	3.1	13.1
417	325	0.9	690	1.8	12.2
412	162	0.4	365	1.0	12.0
408	117	0.3	203	0.5	11.1
403	43	0.1	86	0.2	10.7
399	18	0.0	43	0.1	9.6
394	13	0.0	25	0.1	10.1
390	3	0.0	12	0.0	9.2
385	5	0.0	9	0.0	7.7
381	2	0.0	4	0.0	5.8
370	2	0.0	2	0.0	5.8

2021 ISASP Frequency Distribution

Grade 08 Mathematics

Scale Score	Frequency	Percent	Cumulative Frequency	Cumulative Percent	CSEM
720	56	0.1	38161	100.0	15.8
695	128	0.3	38105	99.9	15.8
677	170	0.4	37977	99.5	20.8
663	233	0.6	37807	99.1	23.7
651	283	0.7	37574	98.5	25.6
641	398	1.0	37291	97.7	23.8
631	411	1.1	36893	96.7	22.6
622	526	1.4	36482	95.6	22.2
614	520	1.4	35956	94.2	21.5
606	621	1.6	35436	92.9	21.5
599	649	1.7	34815	91.2	21.0
591	698	1.8	34166	89.5	21.0
585	760	2.0	33468	87.7	20.8
578	809	2.1	32708	85.7	20.6
572	872	2.3	31899	83.6	20.3
565	966	2.5	31027	81.3	19.9
559	976	2.6	30061	78.8	20.2
553	1024	2.7	29085	76.2	19.7
548	1094	2.9	28061	73.5	19.5
542	1192	3.1	26967	70.7	19.3
536	1261	3.3	25775	67.5	19.0
531	1244	3.3	24514	64.2	18.7
526	1270	3.3	23270	61.0	18.8
520	1325	3.5	22000	57.7	18.4
515	1345	3.5	20675	54.2	17.9
510	1418	3.7	19330	50.7	17.9
505	1484	3.9	17912	46.9	17.9
500	1416	3.7	16428	43.0	16.9
495	1474	3.9	15012	39.3	16.8
490	1525	4.0	13538	35.5	16.7
485	1482	3.9	12013	31.5	16.5
481	1460	3.8	10531	27.6	15.9
476	1449	3.8	9071	23.8	16.1
471	1450	3.8	7622	20.0	15.8

(Continued)

2021 ISASP Frequency Distribution

Grade 08 Mathematics

Scale Score	Frequency	Percent	Cumulative Frequency	Cumulative Percent	CSEM
466	1369	3.6	6172	16.2	15.1
462	1270	3.3	4803	12.6	15.2
456	1068	2.8	3533	9.3	14.8
451	874	2.3	2465	6.5	14.3
447	657	1.7	1591	4.2	13.9
442	433	1.1	934	2.4	14.0
437	244	0.6	501	1.3	13.4
432	153	0.4	257	0.7	12.7
427	56	0.1	104	0.3	12.7
421	28	0.1	48	0.1	12.6
415	5	0.0	20	0.1	12.6
410	9	0.0	15	0.0	11.4
403	3	0.0	6	0.0	9.8
395	3	0.0	3	0.0	7.2
385	0	0.0	0	0.0	7.2

2021 ISASP Frequency Distribution

Grade 09 Mathematics

Scale Score	Frequency	Percent	Cumulative Frequency	Cumulative Percent	CSEM
750	44	0.1	37485	100.0	18.3
736	110	0.3	37441	99.9	18.3
711	194	0.5	37331	99.6	24.5
693	264	0.7	37137	99.1	28.0
677	363	1.0	36873	98.4	31.2
662	437	1.2	36510	97.4	29.8
650	558	1.5	36073	96.2	29.1
638	730	1.9	35515	94.7	28.5
626	832	2.2	34785	92.8	27.8
616	1024	2.7	33953	90.6	27.7
606	1126	3.0	32929	87.8	27.3
596	1213	3.2	31803	84.8	26.6
587	1348	3.6	30590	81.6	26.3
578	1454	3.9	29242	78.0	26.3
569	1470	3.9	27788	74.1	25.7
561	1553	4.1	26318	70.2	25.5
552	1587	4.2	24765	66.1	25.2
544	1647	4.4	23178	61.8	24.3
536	1691	4.5	21531	57.4	24.3
528	1700	4.5	19840	52.9	23.3
521	1770	4.7	18140	48.4	23.2
513	1782	4.8	16370	43.7	22.5
506	1786	4.8	14588	38.9	21.8
498	1826	4.9	12802	34.2	20.9
491	1903	5.1	10976	29.3	19.1
484	1719	4.6	9073	24.2	18.2
478	1638	4.4	7354	19.6	16.4
473	1508	4.0	5716	15.2	14.9
467	1375	3.7	4208	11.2	13.5
462	1095	2.9	2833	7.6	12.8
457	788	2.1	1738	4.6	13.2
452	495	1.3	950	2.5	13.3
446	271	0.7	455	1.2	13.4
438	120	0.3	184	0.5	13.2

(Continued)

2021 ISASP Frequency Distribution

Grade 09 Mathematics

Scale Score	Frequency	Percent	Cumulative Frequency	Cumulative Percent	CSEM
429	38	0.1	64	0.2	11.7
420	22	0.1	26	0.1	9.0
410	4	0.0	4	0.0	9.0

2021 ISASP Frequency Distribution

Grade 10 Mathematics

Scale Score	Frequency	Percent	Cumulative Frequency	Cumulative Percent	CSEM
780	38	0.1	36124	100.0	19.5
752	118	0.3	36086	99.9	19.5
735	160	0.4	35968	99.6	25.6
717	300	0.8	35808	99.1	29.2
702	353	1.0	35508	98.3	28.0
688	493	1.4	35155	97.3	28.4
676	520	1.4	34662	96.0	27.6
664	690	1.9	34142	94.5	27.3
654	767	2.1	33452	92.6	27.0
644	863	2.4	32685	90.5	26.8
634	1022	2.8	31822	88.1	25.9
624	982	2.7	30800	85.3	26.2
615	1206	3.3	29818	82.5	25.8
607	1228	3.4	28612	79.2	25.3
598	1360	3.8	27384	75.8	24.7
590	1449	4.0	26024	72.0	24.0
582	1509	4.2	24575	68.0	24.2
574	1572	4.4	23066	63.9	23.3
567	1529	4.2	21494	59.5	23.3
559	1683	4.7	19965	55.3	22.8
552	1662	4.6	18282	50.6	22.2
544	1671	4.6	16620	46.0	22.0
537	1672	4.6	14949	41.4	21.3
530	1705	4.7	13277	36.8	20.9
523	1647	4.6	11572	32.0	20.1
516	1699	4.7	9925	27.5	19.2
509	1751	4.8	8226	22.8	18.6
502	1572	4.4	6475	17.9	18.0
496	1480	4.1	4903	13.6	16.9
489	1194	3.3	3423	9.5	16.1
482	971	2.7	2229	6.2	15.1
476	613	1.7	1258	3.5	14.0
469	376	1.0	645	1.8	14.0
462	191	0.5	269	0.7	13.2

(Continued)

2021 ISASP Frequency Distribution

Grade 10 Mathematics

Scale Score	Frequency	Percent	Cumulative Frequency	Cumulative Percent	CSEM
456	55	0.2	78	0.2	11.4
445	19	0.1	23	0.1	8.5
435	4	0.0	4	0.0	8.5

2021 ISASP Frequency Distribution

Grade 11 Mathematics

Scale Score	Frequency	Percent	Cumulative Frequency	Cumulative Percent	CSEM
800	320	0.9	33839	100.0	23.0
765	546	1.6	33519	99.1	23.0
740	613	1.8	32973	97.4	30.7
720	652	1.9	32360	95.6	35.0
708	691	2.0	31708	93.7	31.9
690	732	2.2	31017	91.7	29.5
675	752	2.2	30285	89.5	27.2
665	818	2.4	29533	87.3	27.3
656	884	2.6	28715	84.9	24.5
648	883	2.6	27831	82.2	22.0
640	931	2.8	26948	79.6	21.8
632	1027	3.0	26017	76.9	21.5
625	1035	3.1	24990	73.8	21.5
617	1060	3.1	23955	70.8	20.9
610	1069	3.2	22895	67.7	20.8
603	1203	3.6	21826	64.5	20.5
597	1175	3.5	20623	60.9	19.7
590	1172	3.5	19448	57.5	19.7
584	1235	3.6	18276	54.0	19.3
578	1226	3.6	17041	50.4	19.2
571	1315	3.9	15815	46.7	18.1
565	1343	4.0	14500	42.8	18.0
559	1268	3.7	13157	38.9	17.8
554	1364	4.0	11889	35.1	17.0
548	1419	4.2	10525	31.1	16.3
542	1406	4.2	9106	26.9	15.9
536	1406	4.2	7700	22.8	15.9
531	1440	4.3	6294	18.6	14.9
525	1369	4.0	4854	14.3	14.3
519	1261	3.7	3485	10.3	13.2
514	982	2.9	2224	6.6	12.9
508	654	1.9	1242	3.7	13.0
503	359	1.1	588	1.7	14.0
497	158	0.5	229	0.7	15.1

(Continued)

2021 ISASP Frequency Distribution

Grade 11 Mathematics

Scale Score	Frequency	Percent	Cumulative Frequency	Cumulative Percent	CSEM
488	52	0.2	71	0.2	13.4
475	18	0.1	19	0.1	10.8
460	1	0.0	1	0.0	10.8

Summary Statistics Reports

**2021 ISASP Summary Statistics
Grade 03 Mathematics - Combined**

Total Students

Score	N Points	N	Mean	S.D.	Alpha
Mathematics Scale Score	36	35622	410.32	30.51	0.90
Operations and Algebraic Thinking Domain	11	35622	6.48	2.83	0.76
Number and Operations in Base Ten Domain	6	35622	3.54	1.62	0.60
Number and Operations - Fractions Domain	4	35622	1.79	1.19	0.48
Measurement and Data Domain	11	35622	5.98	2.74	0.72
Geometry Domain	4	35622	2.38	1.12	0.46

Female Students

Score	N Points	N	Mean	S.D.	Alpha
Mathematics Scale Score	36	17450	408.63	29.48	0.89
Operations and Algebraic Thinking Domain	11	17450	6.36	2.81	0.75
Number and Operations in Base Ten Domain	6	17450	3.43	1.58	0.57
Number and Operations - Fractions Domain	4	17450	1.77	1.18	0.47
Measurement and Data Domain	11	17450	5.83	2.68	0.71
Geometry Domain	4	17450	2.38	1.10	0.44

Male Students

Score	N Points	N	Mean	S.D.	Alpha
Mathematics Scale Score	36	18172	411.94	31.38	0.90
Operations and Algebraic Thinking Domain	11	18172	6.60	2.85	0.77
Number and Operations in Base Ten Domain	6	18172	3.64	1.64	0.62
Number and Operations - Fractions Domain	4	18172	1.82	1.19	0.49
Measurement and Data Domain	11	18172	6.12	2.79	0.74
Geometry Domain	4	18172	2.38	1.14	0.49

**2021 ISASP Summary Statistics
Grade 03 Mathematics - Combined**

White Students

Score	N Points	N	Mean	S.D.	Alpha
Mathematics Scale Score	36	26465	415.07	29.89	0.89
Operations and Algebraic Thinking Domain	11	26465	6.89	2.75	0.75
Number and Operations in Base Ten Domain	6	26465	3.74	1.57	0.59
Number and Operations - Fractions Domain	4	26465	1.93	1.18	0.48
Measurement and Data Domain	11	26465	6.40	2.64	0.71
Geometry Domain	4	26465	2.51	1.10	0.44

Black/African American Students

Score	N Points	N	Mean	S.D.	Alpha
Mathematics Scale Score	36	2273	386.33	22.64	0.84
Operations and Algebraic Thinking Domain	11	2273	4.42	2.42	0.66
Number and Operations in Base Ten Domain	6	2273	2.44	1.49	0.47
Number and Operations - Fractions Domain	4	2273	1.16	1.00	0.28
Measurement and Data Domain	11	2273	3.79	2.32	0.63
Geometry Domain	4	2273	1.74	1.05	0.39

Asian Students

Score	N Points	N	Mean	S.D.	Alpha
Mathematics Scale Score	36	899	416.27	33.75	0.91
Operations and Algebraic Thinking Domain	11	899	6.99	2.98	0.80
Number and Operations in Base Ten Domain	6	899	3.78	1.63	0.62
Number and Operations - Fractions Domain	4	899	1.99	1.23	0.54
Measurement and Data Domain	11	899	6.24	2.84	0.76
Geometry Domain	4	899	2.52	1.17	0.54

**2021 ISASP Summary Statistics
Grade 03 Mathematics - Combined**

American Indian/Alaskan Native Students

Score	N Points	N	Mean	S.D.	Alpha
Mathematics Scale Score	36	154	393.97	28.16	0.88
Operations and Algebraic Thinking Domain	11	154	4.90	2.49	0.66
Number and Operations in Base Ten Domain	6	154	2.82	1.71	0.63
Number and Operations - Fractions Domain	4	154	1.28	1.09	0.43
Measurement and Data Domain	11	154	4.64	2.65	0.71
Geometry Domain	4	154	1.97	1.08	0.40

Native Hawaiian/Pacific Islander Students

Score	N Points	N	Mean	S.D.	Alpha
Mathematics Scale Score	36	168	384.55	21.74	0.82
Operations and Algebraic Thinking Domain	11	168	4.24	2.17	0.58
Number and Operations in Base Ten Domain	6	168	2.30	1.47	0.45
Number and Operations - Fractions Domain	4	168	1.11	0.93	0.14
Measurement and Data Domain	11	168	3.65	2.23	0.62
Geometry Domain	4	168	1.70	0.97	0.26

Multi-Racial Students

Score	N Points	N	Mean	S.D.	Alpha
Mathematics Scale Score	36	1723	403.43	29.71	0.89
Operations and Algebraic Thinking Domain	11	1723	5.90	2.80	0.75
Number and Operations in Base Ten Domain	6	1723	3.27	1.62	0.58
Number and Operations - Fractions Domain	4	1723	1.58	1.17	0.47
Measurement and Data Domain	11	1723	5.33	2.76	0.73
Geometry Domain	4	1723	2.22	1.12	0.45

**2021 ISASP Summary Statistics
Grade 03 Mathematics - Combined**

Hispanic Students

Score	N Points	N	Mean	S.D.	Alpha
Mathematics Scale Score	36	3940	395.63	25.63	0.87
Operations and Algebraic Thinking Domain	11	3940	5.20	2.60	0.69
Number and Operations in Base Ten Domain	6	3940	2.91	1.55	0.52
Number and Operations - Fractions Domain	4	3940	1.37	1.08	0.37
Measurement and Data Domain	11	3940	4.79	2.55	0.68
Geometry Domain	4	3940	1.98	1.07	0.40

English Language Learner (ELL) Students

Score	N Points	N	Mean	S.D.	Alpha
Mathematics Scale Score	36	2373	383.56	18.80	0.79
Operations and Algebraic Thinking Domain	11	2373	4.10	2.12	0.55
Number and Operations in Base Ten Domain	6	2373	2.42	1.42	0.41
Number and Operations - Fractions Domain	4	2373	1.07	0.94	0.19
Measurement and Data Domain	11	2373	3.61	2.09	0.55
Geometry Domain	4	2373	1.61	0.95	0.28

Students with Free or Reduced Lunch (FRL)

Score	N Points	N	Mean	S.D.	Alpha
Mathematics Scale Score	36	14654	397.33	26.76	0.88
Operations and Algebraic Thinking Domain	11	14654	5.35	2.66	0.71
Number and Operations in Base Ten Domain	6	14654	2.97	1.59	0.55
Number and Operations - Fractions Domain	4	14654	1.43	1.12	0.41
Measurement and Data Domain	11	14654	4.92	2.62	0.69
Geometry Domain	4	14654	2.03	1.09	0.41

**2021 ISASP Summary Statistics
Grade 03 Mathematics - Combined**

Students with an Individual Education Plan (IEP)

Score	N Points	N	Mean	S.D.	Alpha
Mathematics Scale Score	36	4640	388.07	24.12	0.85
Operations and Algebraic Thinking Domain	11	4640	4.49	2.44	0.66
Number and Operations in Base Ten Domain	6	4640	2.55	1.55	0.52
Number and Operations - Fractions Domain	4	4640	1.17	1.05	0.35
Measurement and Data Domain	11	4640	4.08	2.45	0.66
Geometry Domain	4	4640	1.73	1.05	0.37

**2021 ISASP Summary Statistics
Grade 03 Mathematics - Online**

Total Students

Score	N Points	N	Mean	S.D.	Alpha
Mathematics Scale Score	36	33405	410.02	30.59	0.90
Operations and Algebraic Thinking Domain	11	33405	6.45	2.84	0.76
Number and Operations in Base Ten Domain	6	33405	3.54	1.62	0.60
Number and Operations - Fractions Domain	4	33405	1.79	1.19	0.48
Measurement and Data Domain	11	33405	5.94	2.75	0.73
Geometry Domain	4	33405	2.37	1.12	0.47

Female Students

Score	N Points	N	Mean	S.D.	Alpha
Mathematics Scale Score	36	16397	408.30	29.59	0.89
Operations and Algebraic Thinking Domain	11	16397	6.33	2.81	0.75
Number and Operations in Base Ten Domain	6	16397	3.43	1.58	0.57
Number and Operations - Fractions Domain	4	16397	1.76	1.18	0.47
Measurement and Data Domain	11	16397	5.78	2.69	0.71
Geometry Domain	4	16397	2.38	1.10	0.44

Male Students

Score	N Points	N	Mean	S.D.	Alpha
Mathematics Scale Score	36	17008	411.67	31.44	0.90
Operations and Algebraic Thinking Domain	11	17008	6.57	2.86	0.77
Number and Operations in Base Ten Domain	6	17008	3.64	1.65	0.63
Number and Operations - Fractions Domain	4	17008	1.81	1.20	0.49
Measurement and Data Domain	11	17008	6.09	2.80	0.74
Geometry Domain	4	17008	2.37	1.15	0.49

**2021 ISASP Summary Statistics
Grade 03 Mathematics - Online**

White Students

Score	N Points	N	Mean	S.D.	Alpha
Mathematics Scale Score	36	24521	414.89	30.00	0.89
Operations and Algebraic Thinking Domain	11	24521	6.87	2.76	0.75
Number and Operations in Base Ten Domain	6	24521	3.75	1.57	0.59
Number and Operations - Fractions Domain	4	24521	1.92	1.18	0.48
Measurement and Data Domain	11	24521	6.37	2.65	0.71
Geometry Domain	4	24521	2.50	1.10	0.45

Black/African American Students

Score	N Points	N	Mean	S.D.	Alpha
Mathematics Scale Score	36	2231	386.33	22.67	0.85
Operations and Algebraic Thinking Domain	11	2231	4.42	2.42	0.66
Number and Operations in Base Ten Domain	6	2231	2.44	1.49	0.47
Number and Operations - Fractions Domain	4	2231	1.16	1.00	0.28
Measurement and Data Domain	11	2231	3.79	2.32	0.63
Geometry Domain	4	2231	1.74	1.06	0.39

Asian Students

Score	N Points	N	Mean	S.D.	Alpha
Mathematics Scale Score	36	882	416.40	33.82	0.92
Operations and Algebraic Thinking Domain	11	882	6.99	2.99	0.80
Number and Operations in Base Ten Domain	6	882	3.79	1.62	0.62
Number and Operations - Fractions Domain	4	882	2.00	1.23	0.54
Measurement and Data Domain	11	882	6.24	2.85	0.76
Geometry Domain	4	882	2.53	1.17	0.54

**2021 ISASP Summary Statistics
Grade 03 Mathematics - Online**

American Indian/Alaskan Native Students

Score	N Points	N	Mean	S.D.	Alpha
Mathematics Scale Score	36	149	394.55	28.41	0.88
Operations and Algebraic Thinking Domain	11	149	4.93	2.52	0.67
Number and Operations in Base Ten Domain	6	149	2.87	1.71	0.63
Number and Operations - Fractions Domain	4	149	1.28	1.10	0.45
Measurement and Data Domain	11	149	4.70	2.67	0.71
Geometry Domain	4	149	1.99	1.08	0.40

Native Hawaiian/Pacific Islander Students

Score	N Points	N	Mean	S.D.	Alpha
Mathematics Scale Score	36	161	384.48	21.63	0.82
Operations and Algebraic Thinking Domain	11	161	4.25	2.16	0.57
Number and Operations in Base Ten Domain	6	161	2.30	1.46	0.43
Number and Operations - Fractions Domain	4	161	1.10	0.94	0.17
Measurement and Data Domain	11	161	3.65	2.24	0.63
Geometry Domain	4	161	1.69	0.98	0.27

Multi-Racial Students

Score	N Points	N	Mean	S.D.	Alpha
Mathematics Scale Score	36	1655	403.38	29.80	0.89
Operations and Algebraic Thinking Domain	11	1655	5.89	2.79	0.75
Number and Operations in Base Ten Domain	6	1655	3.28	1.62	0.58
Number and Operations - Fractions Domain	4	1655	1.58	1.18	0.48
Measurement and Data Domain	11	1655	5.31	2.76	0.73
Geometry Domain	4	1655	2.22	1.12	0.46

**2021 ISASP Summary Statistics
Grade 03 Mathematics - Online**

Hispanic Students

Score	N Points	N	Mean	S.D.	Alpha
Mathematics Scale Score	36	3806	395.57	25.64	0.87
Operations and Algebraic Thinking Domain	11	3806	5.19	2.60	0.70
Number and Operations in Base Ten Domain	6	3806	2.92	1.55	0.52
Number and Operations - Fractions Domain	4	3806	1.37	1.09	0.37
Measurement and Data Domain	11	3806	4.78	2.54	0.68
Geometry Domain	4	3806	1.98	1.07	0.40

English Language Learner (ELL) Students

Score	N Points	N	Mean	S.D.	Alpha
Mathematics Scale Score	36	2314	383.56	18.85	0.79
Operations and Algebraic Thinking Domain	11	2314	4.10	2.12	0.56
Number and Operations in Base Ten Domain	6	2314	2.43	1.43	0.41
Number and Operations - Fractions Domain	4	2314	1.07	0.94	0.19
Measurement and Data Domain	11	2314	3.60	2.08	0.55
Geometry Domain	4	2314	1.61	0.95	0.28

Students with Free or Reduced Lunch (FRL)

Score	N Points	N	Mean	S.D.	Alpha
Mathematics Scale Score	36	14028	397.14	26.75	0.88
Operations and Algebraic Thinking Domain	11	14028	5.33	2.66	0.71
Number and Operations in Base Ten Domain	6	14028	2.97	1.59	0.55
Number and Operations - Fractions Domain	4	14028	1.42	1.12	0.41
Measurement and Data Domain	11	14028	4.89	2.62	0.69
Geometry Domain	4	14028	2.03	1.08	0.41

**2021 ISASP Summary Statistics
Grade 03 Mathematics - Online**

Students with an Individual Education Plan (IEP)

Score	N Points	N	Mean	S.D.	Alpha
Mathematics Scale Score	36	4243	387.69	24.04	0.86
Operations and Algebraic Thinking Domain	11	4243	4.45	2.43	0.66
Number and Operations in Base Ten Domain	6	4243	2.54	1.55	0.52
Number and Operations - Fractions Domain	4	4243	1.16	1.04	0.35
Measurement and Data Domain	11	4243	4.03	2.45	0.66
Geometry Domain	4	4243	1.73	1.05	0.38

**2021 ISASP Summary Statistics
Grade 03 Mathematics - Paper**

Total Students

Score	N Points	N	Mean	S.D.	Alpha
Mathematics Scale Score	36	2217	414.83	28.85	0.88
Operations and Algebraic Thinking Domain	11	2217	6.98	2.70	0.73
Number and Operations in Base Ten Domain	6	2217	3.54	1.59	0.59
Number and Operations - Fractions Domain	4	2217	1.90	1.18	0.45
Measurement and Data Domain	11	2217	6.55	2.57	0.68
Geometry Domain	4	2217	2.49	1.09	0.41

Female Students

Score	N Points	N	Mean	S.D.	Alpha
Mathematics Scale Score	36	1053	413.75	27.31	0.87
Operations and Algebraic Thinking Domain	11	1053	6.94	2.65	0.72
Number and Operations in Base Ten Domain	6	1053	3.46	1.54	0.57
Number and Operations - Fractions Domain	4	1053	1.85	1.19	0.47
Measurement and Data Domain	11	1053	6.53	2.43	0.64
Geometry Domain	4	1053	2.50	1.08	0.41

Male Students

Score	N Points	N	Mean	S.D.	Alpha
Mathematics Scale Score	36	1164	415.81	30.16	0.89
Operations and Algebraic Thinking Domain	11	1164	7.03	2.75	0.75
Number and Operations in Base Ten Domain	6	1164	3.62	1.62	0.61
Number and Operations - Fractions Domain	4	1164	1.94	1.17	0.44
Measurement and Data Domain	11	1164	6.57	2.68	0.71
Geometry Domain	4	1164	2.49	1.09	0.42

**2021 ISASP Summary Statistics
Grade 03 Mathematics - Paper**

White Students

Score	N Points	N	Mean	S.D.	Alpha
Mathematics Scale Score	36	1944	417.25	28.37	0.87
Operations and Algebraic Thinking Domain	11	1944	7.18	2.63	0.72
Number and Operations in Base Ten Domain	6	1944	3.65	1.56	0.58
Number and Operations - Fractions Domain	4	1944	1.98	1.18	0.46
Measurement and Data Domain	11	1944	6.75	2.50	0.67
Geometry Domain	4	1944	2.56	1.07	0.40

Black/African American Students

Score	N Points	N	Mean	S.D.	Alpha
Mathematics Scale Score	36	42	386.17	21.23	0.82
Operations and Algebraic Thinking Domain	11	42	4.45	2.58	0.67
Number and Operations in Base Ten Domain	6	42	2.21	1.34	0.30
Number and Operations - Fractions Domain	4	42	1.19	1.06	0.38
Measurement and Data Domain	11	42	4.10	2.16	0.50
Geometry Domain	4	42	1.62	0.96	0.34

Asian Students

Score	N Points	N	Mean	S.D.	Alpha
Mathematics Scale Score	36	17	409.65	29.85	0.89
Operations and Algebraic Thinking Domain	11	17	7.00	2.85	0.78
Number and Operations in Base Ten Domain	6	17	3.29	1.69	0.58
Number and Operations - Fractions Domain	4	17	1.41	1.23	0.54
Measurement and Data Domain	11	17	6.18	2.53	0.63
Geometry Domain	4	17	2.18	1.07	0.43

**2021 ISASP Summary Statistics
Grade 03 Mathematics - Paper**

American Indian/Alaskan Native Students¹

Score	N Points	N	Mean	S.D.	Alpha
Mathematics Scale Score	36	--	--	--	--
Operations and Algebraic Thinking Domain	11	--	--	--	--
Number and Operations in Base Ten Domain	6	--	--	--	--
Number and Operations - Fractions Domain	4	--	--	--	--
Measurement and Data Domain	11	--	--	--	--
Geometry Domain	4	--	--	--	--

¹ The cells containing '--' are due to counts too small to report.

Native Hawaiian/Pacific Islander Students¹

Score	N Points	N	Mean	S.D.	Alpha
Mathematics Scale Score	36	--	--	--	--
Operations and Algebraic Thinking Domain	11	--	--	--	--
Number and Operations in Base Ten Domain	6	--	--	--	--
Number and Operations - Fractions Domain	4	--	--	--	--
Measurement and Data Domain	11	--	--	--	--
Geometry Domain	4	--	--	--	--

¹ The cells containing '--' are due to counts too small to report.

Multi-Racial Students

Score	N Points	N	Mean	S.D.	Alpha
Mathematics Scale Score	36	68	404.66	27.59	0.88
Operations and Algebraic Thinking Domain	11	68	6.25	2.85	0.75
Number and Operations in Base Ten Domain	6	68	3.04	1.71	0.66
Number and Operations - Fractions Domain	4	68	1.54	1.01	0.19
Measurement and Data Domain	11	68	5.74	2.62	0.67
Geometry Domain	4	68	2.22	1.08	0.34

**2021 ISASP Summary Statistics
Grade 03 Mathematics - Paper**

Hispanic Students

Score	N Points	N	Mean	S.D.	Alpha
Mathematics Scale Score	36	134	397.44	25.39	0.86
Operations and Algebraic Thinking Domain	11	134	5.52	2.67	0.70
Number and Operations in Base Ten Domain	6	134	2.77	1.52	0.51
Number and Operations - Fractions Domain	4	134	1.27	0.98	0.17
Measurement and Data Domain	11	134	5.22	2.61	0.68
Geometry Domain	4	134	2.03	1.08	0.39

English Language Learner (ELL) Students

Score	N Points	N	Mean	S.D.	Alpha
Mathematics Scale Score	36	59	383.80	16.70	0.73
Operations and Algebraic Thinking Domain	11	59	4.05	2.08	0.49
Number and Operations in Base Ten Domain	6	59	2.07	1.20	0.25
Number and Operations - Fractions Domain	4	59	0.93	0.91	0.19
Measurement and Data Domain	11	59	4.14	2.20	0.55
Geometry Domain	4	59	1.75	0.99	0.34

Students with Free or Reduced Lunch (FRL)

Score	N Points	N	Mean	S.D.	Alpha
Mathematics Scale Score	36	626	401.61	26.48	0.86
Operations and Algebraic Thinking Domain	11	626	5.77	2.71	0.71
Number and Operations in Base Ten Domain	6	626	2.96	1.61	0.58
Number and Operations - Fractions Domain	4	626	1.50	1.11	0.38
Measurement and Data Domain	11	626	5.56	2.50	0.63
Geometry Domain	4	626	2.17	1.12	0.43

**2021 ISASP Summary Statistics
Grade 03 Mathematics - Paper**

Students with an Individual Education Plan (IEP)

Score	N Points	N	Mean	S.D.	Alpha
Mathematics Scale Score	36	397	392.10	24.64	0.85
Operations and Algebraic Thinking Domain	11	397	4.94	2.53	0.65
Number and Operations in Base Ten Domain	6	397	2.58	1.47	0.47
Number and Operations - Fractions Domain	4	397	1.27	1.10	0.40
Measurement and Data Domain	11	397	4.63	2.45	0.61
Geometry Domain	4	397	1.81	1.08	0.36

**2021 ISASP Summary Statistics
Grade 04 Mathematics - Combined**

Total Students

Score	N Points	N	Mean	S.D.	Alpha
Mathematics Scale Score	38	35561	428.07	34.56	0.89
Operations and Algebraic Thinking Domain	7	35561	4.61	1.78	0.64
Number and Operations in Base Ten Domain	8	35561	4.56	2.07	0.70
Number and Operations - Fractions Domain	9	35561	5.14	2.20	0.67
Measurement and Data Domain	9	35561	4.07	2.31	0.63
Geometry Domain	5	35561	2.70	1.44	0.55

Female Students

Score	N Points	N	Mean	S.D.	Alpha
Mathematics Scale Score	38	17336	425.04	33.21	0.88
Operations and Algebraic Thinking Domain	7	17336	4.53	1.75	0.63
Number and Operations in Base Ten Domain	8	17336	4.46	2.09	0.69
Number and Operations - Fractions Domain	9	17336	4.87	2.13	0.64
Measurement and Data Domain	9	17336	3.85	2.24	0.60
Geometry Domain	5	17336	2.70	1.42	0.53

Male Students

Score	N Points	N	Mean	S.D.	Alpha
Mathematics Scale Score	38	18225	430.96	35.56	0.90
Operations and Algebraic Thinking Domain	7	18225	4.68	1.79	0.65
Number and Operations in Base Ten Domain	8	18225	4.66	2.05	0.70
Number and Operations - Fractions Domain	9	18225	5.40	2.23	0.69
Measurement and Data Domain	9	18225	4.28	2.35	0.64
Geometry Domain	5	18225	2.69	1.46	0.56

**2021 ISASP Summary Statistics
Grade 04 Mathematics - Combined**

White Students

Score	N Points	N	Mean	S.D.	Alpha
Mathematics Scale Score	38	26474	433.08	34.20	0.89
Operations and Algebraic Thinking Domain	7	26474	4.83	1.70	0.63
Number and Operations in Base Ten Domain	8	26474	4.84	1.99	0.68
Number and Operations - Fractions Domain	9	26474	5.41	2.16	0.67
Measurement and Data Domain	9	26474	4.36	2.32	0.63
Geometry Domain	5	26474	2.85	1.42	0.54

Black/African American Students

Score	N Points	N	Mean	S.D.	Alpha
Mathematics Scale Score	38	2286	403.09	25.87	0.83
Operations and Algebraic Thinking Domain	7	2286	3.47	1.80	0.60
Number and Operations in Base Ten Domain	8	2286	3.15	1.93	0.61
Number and Operations - Fractions Domain	9	2286	3.71	1.91	0.53
Measurement and Data Domain	9	2286	2.74	1.73	0.41
Geometry Domain	5	2286	1.91	1.32	0.44

Asian Students

Score	N Points	N	Mean	S.D.	Alpha
Mathematics Scale Score	38	869	436.67	39.53	0.91
Operations and Algebraic Thinking Domain	7	869	4.90	1.76	0.67
Number and Operations in Base Ten Domain	8	869	4.91	2.18	0.74
Number and Operations - Fractions Domain	9	869	5.62	2.15	0.68
Measurement and Data Domain	9	869	4.45	2.58	0.72
Geometry Domain	5	869	2.90	1.51	0.62

**2021 ISASP Summary Statistics
Grade 04 Mathematics - Combined**

American Indian/Alaskan Native Students

Score	N Points	N	Mean	S.D.	Alpha
Mathematics Scale Score	38	143	408.45	30.00	0.87
Operations and Algebraic Thinking Domain	7	143	3.80	1.76	0.59
Number and Operations in Base Ten Domain	8	143	3.21	2.02	0.65
Number and Operations - Fractions Domain	9	143	4.03	2.11	0.62
Measurement and Data Domain	9	143	3.08	1.99	0.56
Geometry Domain	5	143	2.15	1.35	0.43

Native Hawaiian/Pacific Islander Students

Score	N Points	N	Mean	S.D.	Alpha
Mathematics Scale Score	38	163	402.83	25.78	0.83
Operations and Algebraic Thinking Domain	7	163	3.56	1.70	0.54
Number and Operations in Base Ten Domain	8	163	3.05	1.94	0.62
Number and Operations - Fractions Domain	9	163	3.61	1.85	0.47
Measurement and Data Domain	9	163	2.77	1.75	0.45
Geometry Domain	5	163	1.92	1.31	0.43

Multi-Racial Students

Score	N Points	N	Mean	S.D.	Alpha
Mathematics Scale Score	38	1503	420.11	31.75	0.87
Operations and Algebraic Thinking Domain	7	1503	4.36	1.76	0.62
Number and Operations in Base Ten Domain	8	1503	4.20	2.05	0.68
Number and Operations - Fractions Domain	9	1503	4.68	2.14	0.63
Measurement and Data Domain	9	1503	3.57	2.16	0.58
Geometry Domain	5	1503	2.43	1.43	0.53

**2021 ISASP Summary Statistics
Grade 04 Mathematics - Combined**

Hispanic Students

Score	N Points	N	Mean	S.D.	Alpha
Mathematics Scale Score	38	4123	412.54	28.99	0.86
Operations and Algebraic Thinking Domain	7	4123	3.92	1.78	0.60
Number and Operations in Base Ten Domain	8	4123	3.72	2.03	0.65
Number and Operations - Fractions Domain	9	4123	4.39	2.06	0.60
Measurement and Data Domain	9	4123	3.15	1.96	0.50
Geometry Domain	5	4123	2.23	1.37	0.48

English Language Learner (ELL) Students

Score	N Points	N	Mean	S.D.	Alpha
Mathematics Scale Score	38	2132	398.37	21.12	0.77
Operations and Algebraic Thinking Domain	7	2132	3.08	1.63	0.49
Number and Operations in Base Ten Domain	8	2132	2.78	1.76	0.53
Number and Operations - Fractions Domain	9	2132	3.66	1.81	0.47
Measurement and Data Domain	9	2132	2.50	1.50	0.27
Geometry Domain	5	2132	1.78	1.22	0.33

Students with Free or Reduced Lunch (FRL)

Score	N Points	N	Mean	S.D.	Alpha
Mathematics Scale Score	38	14609	413.43	29.79	0.86
Operations and Algebraic Thinking Domain	7	14609	3.96	1.79	0.61
Number and Operations in Base Ten Domain	8	14609	3.78	2.03	0.65
Number and Operations - Fractions Domain	9	14609	4.36	2.10	0.61
Measurement and Data Domain	9	14609	3.25	2.02	0.53
Geometry Domain	5	14609	2.26	1.38	0.48

**2021 ISASP Summary Statistics
Grade 04 Mathematics - Combined**

Students with an Individual Education Plan (IEP)

Score	N Points	N	Mean	S.D.	Alpha
Mathematics Scale Score	38	4736	401.12	26.78	0.84
Operations and Algebraic Thinking Domain	7	4736	3.13	1.78	0.59
Number and Operations in Base Ten Domain	8	4736	3.00	1.92	0.61
Number and Operations - Fractions Domain	9	4736	3.64	2.01	0.57
Measurement and Data Domain	9	4736	2.74	1.80	0.46
Geometry Domain	5	4736	1.89	1.32	0.45

**2021 ISASP Summary Statistics
Grade 04 Mathematics - Online**

Total Students

Score	N Points	N	Mean	S.D.	Alpha
Mathematics Scale Score	38	33515	427.86	34.62	0.89
Operations and Algebraic Thinking Domain	7	33515	4.61	1.78	0.65
Number and Operations in Base Ten Domain	8	33515	4.54	2.07	0.70
Number and Operations - Fractions Domain	9	33515	5.12	2.20	0.67
Measurement and Data Domain	9	33515	4.06	2.32	0.63
Geometry Domain	5	33515	2.69	1.44	0.55

Female Students

Score	N Points	N	Mean	S.D.	Alpha
Mathematics Scale Score	38	16365	424.78	33.25	0.88
Operations and Algebraic Thinking Domain	7	16365	4.52	1.76	0.64
Number and Operations in Base Ten Domain	8	16365	4.43	2.09	0.69
Number and Operations - Fractions Domain	9	16365	4.85	2.13	0.64
Measurement and Data Domain	9	16365	3.84	2.25	0.60
Geometry Domain	5	16365	2.70	1.42	0.53

Male Students

Score	N Points	N	Mean	S.D.	Alpha
Mathematics Scale Score	38	17150	430.81	35.64	0.90
Operations and Algebraic Thinking Domain	7	17150	4.68	1.79	0.65
Number and Operations in Base Ten Domain	8	17150	4.65	2.05	0.70
Number and Operations - Fractions Domain	9	17150	5.38	2.24	0.69
Measurement and Data Domain	9	17150	4.28	2.36	0.65
Geometry Domain	5	17150	2.69	1.46	0.57

**2021 ISASP Summary Statistics
Grade 04 Mathematics - Online**

White Students

Score	N Points	N	Mean	S.D.	Alpha
Mathematics Scale Score	38	24713	433.00	34.28	0.89
Operations and Algebraic Thinking Domain	7	24713	4.83	1.70	0.63
Number and Operations in Base Ten Domain	8	24713	4.83	1.99	0.68
Number and Operations - Fractions Domain	9	24713	5.39	2.17	0.67
Measurement and Data Domain	9	24713	4.36	2.33	0.63
Geometry Domain	5	24713	2.85	1.42	0.54

Black/African American Students

Score	N Points	N	Mean	S.D.	Alpha
Mathematics Scale Score	38	2226	402.91	25.82	0.83
Operations and Algebraic Thinking Domain	7	2226	3.46	1.80	0.60
Number and Operations in Base Ten Domain	8	2226	3.13	1.93	0.61
Number and Operations - Fractions Domain	9	2226	3.69	1.91	0.52
Measurement and Data Domain	9	2226	2.74	1.73	0.40
Geometry Domain	5	2226	1.90	1.32	0.44

Asian Students

Score	N Points	N	Mean	S.D.	Alpha
Mathematics Scale Score	38	843	436.96	39.69	0.91
Operations and Algebraic Thinking Domain	7	843	4.92	1.77	0.68
Number and Operations in Base Ten Domain	8	843	4.93	2.18	0.74
Number and Operations - Fractions Domain	9	843	5.62	2.14	0.67
Measurement and Data Domain	9	843	4.47	2.58	0.72
Geometry Domain	5	843	2.90	1.51	0.62

**2021 ISASP Summary Statistics
Grade 04 Mathematics - Online**

American Indian/Alaskan Native Students

Score	N Points	N	Mean	S.D.	Alpha
Mathematics Scale Score	38	136	408.08	29.72	0.87
Operations and Algebraic Thinking Domain	7	136	3.76	1.75	0.59
Number and Operations in Base Ten Domain	8	136	3.18	1.95	0.62
Number and Operations - Fractions Domain	9	136	4.03	2.09	0.62
Measurement and Data Domain	9	136	3.07	2.02	0.57
Geometry Domain	5	136	2.15	1.36	0.45

Native Hawaiian/Pacific Islander Students

Score	N Points	N	Mean	S.D.	Alpha
Mathematics Scale Score	38	160	402.72	25.99	0.83
Operations and Algebraic Thinking Domain	7	160	3.55	1.71	0.55
Number and Operations in Base Ten Domain	8	160	3.03	1.91	0.60
Number and Operations - Fractions Domain	9	160	3.59	1.87	0.48
Measurement and Data Domain	9	160	2.78	1.75	0.45
Geometry Domain	5	160	1.92	1.32	0.44

Multi-Racial Students

Score	N Points	N	Mean	S.D.	Alpha
Mathematics Scale Score	38	1461	420.01	31.71	0.87
Operations and Algebraic Thinking Domain	7	1461	4.36	1.77	0.62
Number and Operations in Base Ten Domain	8	1461	4.19	2.05	0.68
Number and Operations - Fractions Domain	9	1461	4.67	2.14	0.63
Measurement and Data Domain	9	1461	3.57	2.17	0.58
Geometry Domain	5	1461	2.42	1.43	0.53

**2021 ISASP Summary Statistics
Grade 04 Mathematics - Online**

Hispanic Students

Score	N Points	N	Mean	S.D.	Alpha
Mathematics Scale Score	38	3976	412.52	29.02	0.86
Operations and Algebraic Thinking Domain	7	3976	3.92	1.77	0.60
Number and Operations in Base Ten Domain	8	3976	3.72	2.03	0.65
Number and Operations - Fractions Domain	9	3976	4.38	2.06	0.60
Measurement and Data Domain	9	3976	3.15	1.97	0.51
Geometry Domain	5	3976	2.24	1.38	0.48

English Language Learner (ELL) Students

Score	N Points	N	Mean	S.D.	Alpha
Mathematics Scale Score	38	2068	398.39	21.18	0.77
Operations and Algebraic Thinking Domain	7	2068	3.09	1.63	0.49
Number and Operations in Base Ten Domain	8	2068	2.78	1.76	0.53
Number and Operations - Fractions Domain	9	2068	3.65	1.81	0.47
Measurement and Data Domain	9	2068	2.50	1.50	0.27
Geometry Domain	5	2068	1.79	1.22	0.33

Students with Free or Reduced Lunch (FRL)

Score	N Points	N	Mean	S.D.	Alpha
Mathematics Scale Score	38	13979	413.24	29.79	0.86
Operations and Algebraic Thinking Domain	7	13979	3.96	1.79	0.61
Number and Operations in Base Ten Domain	8	13979	3.76	2.03	0.66
Number and Operations - Fractions Domain	9	13979	4.34	2.09	0.61
Measurement and Data Domain	9	13979	3.25	2.02	0.53
Geometry Domain	5	13979	2.26	1.38	0.49

**2021 ISASP Summary Statistics
Grade 04 Mathematics - Online**

Students with an Individual Education Plan (IEP)

Score	N Points	N	Mean	S.D.	Alpha
Mathematics Scale Score	38	4334	400.67	26.76	0.85
Operations and Algebraic Thinking Domain	7	4334	3.11	1.78	0.59
Number and Operations in Base Ten Domain	8	4334	2.97	1.91	0.61
Number and Operations - Fractions Domain	9	4334	3.60	2.00	0.57
Measurement and Data Domain	9	4334	2.72	1.81	0.47
Geometry Domain	5	4334	1.86	1.32	0.46

**2021 ISASP Summary Statistics
Grade 04 Mathematics - Paper**

Total Students

Score	N Points	N	Mean	S.D.	Alpha
Mathematics Scale Score	38	2046	431.52	33.33	0.88
Operations and Algebraic Thinking Domain	7	2046	4.61	1.74	0.62
Number and Operations in Base Ten Domain	8	2046	4.86	2.05	0.68
Number and Operations - Fractions Domain	9	2046	5.55	2.12	0.68
Measurement and Data Domain	9	2046	4.16	2.18	0.59
Geometry Domain	5	2046	2.78	1.37	0.49

Female Students

Score	N Points	N	Mean	S.D.	Alpha
Mathematics Scale Score	38	971	429.48	32.23	0.87
Operations and Algebraic Thinking Domain	7	971	4.60	1.69	0.60
Number and Operations in Base Ten Domain	8	971	4.88	2.02	0.67
Number and Operations - Fractions Domain	9	971	5.33	2.07	0.66
Measurement and Data Domain	9	971	3.98	2.16	0.58
Geometry Domain	5	971	2.75	1.38	0.50

Male Students

Score	N Points	N	Mean	S.D.	Alpha
Mathematics Scale Score	38	1075	433.37	34.21	0.89
Operations and Algebraic Thinking Domain	7	1075	4.62	1.79	0.64
Number and Operations in Base Ten Domain	8	1075	4.85	2.07	0.69
Number and Operations - Fractions Domain	9	1075	5.75	2.14	0.69
Measurement and Data Domain	9	1075	4.32	2.20	0.61
Geometry Domain	5	1075	2.81	1.36	0.48

**2021 ISASP Summary Statistics
Grade 04 Mathematics - Paper**

White Students

Score	N Points	N	Mean	S.D.	Alpha
Mathematics Scale Score	38	1761	434.17	33.15	0.88
Operations and Algebraic Thinking Domain	7	1761	4.72	1.72	0.62
Number and Operations in Base Ten Domain	8	1761	5.02	2.00	0.67
Number and Operations - Fractions Domain	9	1761	5.68	2.09	0.67
Measurement and Data Domain	9	1761	4.31	2.18	0.59
Geometry Domain	5	1761	2.85	1.36	0.48

Black/African American Students

Score	N Points	N	Mean	S.D.	Alpha
Mathematics Scale Score	38	60	409.83	26.83	0.84
Operations and Algebraic Thinking Domain	7	60	3.63	1.60	0.46
Number and Operations in Base Ten Domain	8	60	3.70	2.00	0.60
Number and Operations - Fractions Domain	9	60	4.13	2.07	0.63
Measurement and Data Domain	9	60	3.02	1.93	0.56
Geometry Domain	5	60	2.32	1.27	0.34

Asian Students

Score	N Points	N	Mean	S.D.	Alpha
Mathematics Scale Score	38	26	427.31	33.39	0.88
Operations and Algebraic Thinking Domain	7	26	4.31	1.52	0.48
Number and Operations in Base Ten Domain	8	26	4.31	2.15	0.69
Number and Operations - Fractions Domain	9	26	5.50	2.45	0.76
Measurement and Data Domain	9	26	3.85	2.38	0.66
Geometry Domain	5	26	3.00	1.41	0.51

**2021 ISASP Summary Statistics
Grade 04 Mathematics - Paper**

American Indian/Alaskan Native Students¹

Score	N Points	N	Mean	S.D.	Alpha
Mathematics Scale Score	38	--	--	--	--
Operations and Algebraic Thinking Domain	7	--	--	--	--
Number and Operations in Base Ten Domain	8	--	--	--	--
Number and Operations - Fractions Domain	9	--	--	--	--
Measurement and Data Domain	9	--	--	--	--
Geometry Domain	5	--	--	--	--

¹ The cells containing '--' are due to counts too small to report.

Native Hawaiian/Pacific Islander Students¹

Score	N Points	N	Mean	S.D.	Alpha
Mathematics Scale Score	38	--	--	--	--
Operations and Algebraic Thinking Domain	7	--	--	--	--
Number and Operations in Base Ten Domain	8	--	--	--	--
Number and Operations - Fractions Domain	9	--	--	--	--
Measurement and Data Domain	9	--	--	--	--
Geometry Domain	5	--	--	--	--

¹ The cells containing '--' are due to counts too small to report.

Multi-Racial Students

Score	N Points	N	Mean	S.D.	Alpha
Mathematics Scale Score	38	42	423.50	33.46	0.87
Operations and Algebraic Thinking Domain	7	42	4.29	1.49	0.46
Number and Operations in Base Ten Domain	8	42	4.43	1.95	0.60
Number and Operations - Fractions Domain	9	42	5.10	2.21	0.71
Measurement and Data Domain	9	42	3.40	2.01	0.53
Geometry Domain	5	42	2.76	1.46	0.55

**2021 ISASP Summary Statistics
Grade 04 Mathematics - Paper**

Hispanic Students

Score	N Points	N	Mean	S.D.	Alpha
Mathematics Scale Score	38	147	412.93	28.11	0.85
Operations and Algebraic Thinking Domain	7	147	3.84	1.89	0.67
Number and Operations in Base Ten Domain	8	147	3.69	2.04	0.64
Number and Operations - Fractions Domain	9	147	4.74	1.98	0.59
Measurement and Data Domain	9	147	3.13	1.83	0.46
Geometry Domain	5	147	2.15	1.30	0.41

English Language Learner (ELL) Students

Score	N Points	N	Mean	S.D.	Alpha
Mathematics Scale Score	38	64	397.55	19.33	0.74
Operations and Algebraic Thinking Domain	7	64	2.69	1.56	0.53
Number and Operations in Base Ten Domain	8	64	2.75	1.85	0.58
Number and Operations - Fractions Domain	9	64	4.02	1.87	0.51
Measurement and Data Domain	9	64	2.45	1.42	0.21
Geometry Domain	5	64	1.72	1.15	0.23

Students with Free or Reduced Lunch (FRL)

Score	N Points	N	Mean	S.D.	Alpha
Mathematics Scale Score	38	630	417.66	29.61	0.86
Operations and Algebraic Thinking Domain	7	630	4.01	1.78	0.60
Number and Operations in Base Ten Domain	8	630	4.12	2.03	0.64
Number and Operations - Fractions Domain	9	630	4.83	2.13	0.66
Measurement and Data Domain	9	630	3.39	1.96	0.51
Geometry Domain	5	630	2.37	1.32	0.42

**2021 ISASP Summary Statistics
Grade 04 Mathematics - Paper**

Students with an Individual Education Plan (IEP)

Score	N Points	N	Mean	S.D.	Alpha
Mathematics Scale Score	38	402	405.93	26.50	0.83
Operations and Algebraic Thinking Domain	7	402	3.27	1.77	0.58
Number and Operations in Base Ten Domain	8	402	3.33	1.96	0.59
Number and Operations - Fractions Domain	9	402	4.10	2.01	0.59
Measurement and Data Domain	9	402	2.92	1.74	0.42
Geometry Domain	5	402	2.11	1.24	0.33

**2021 ISASP Summary Statistics
Grade 05 Mathematics - Combined**

Total Students

Score	N Points	N	Mean	S.D.	Alpha
Mathematics Scale Score	41	36671	448.65	41.38	0.89
Operations and Algebraic Thinking Domain	7	36671	3.63	1.63	0.55
Number and Operations in Base Ten Domain	10	36671	5.72	2.42	0.67
Number and Operations - Fractions Domain	10	36671	5.16	2.67	0.75
Measurement and Data Domain	8	36671	3.93	2.07	0.65
Geometry Domain	6	36671	3.23	1.51	0.53

Female Students

Score	N Points	N	Mean	S.D.	Alpha
Mathematics Scale Score	41	17970	445.58	39.49	0.89
Operations and Algebraic Thinking Domain	7	17970	3.63	1.59	0.54
Number and Operations in Base Ten Domain	10	17970	5.54	2.35	0.64
Number and Operations - Fractions Domain	10	17970	5.00	2.63	0.74
Measurement and Data Domain	8	17970	3.69	2.02	0.63
Geometry Domain	6	17970	3.20	1.49	0.52

Male Students

Score	N Points	N	Mean	S.D.	Alpha
Mathematics Scale Score	41	18701	451.59	42.91	0.90
Operations and Algebraic Thinking Domain	7	18701	3.63	1.66	0.56
Number and Operations in Base Ten Domain	10	18701	5.89	2.48	0.70
Number and Operations - Fractions Domain	10	18701	5.30	2.70	0.76
Measurement and Data Domain	8	18701	4.16	2.09	0.66
Geometry Domain	6	18701	3.25	1.52	0.54

**2021 ISASP Summary Statistics
Grade 05 Mathematics - Combined**

White Students

Score	N Points	N	Mean	S.D.	Alpha
Mathematics Scale Score	41	27365	453.97	41.11	0.89
Operations and Algebraic Thinking Domain	7	27365	3.78	1.59	0.54
Number and Operations in Base Ten Domain	10	27365	6.00	2.38	0.67
Number and Operations - Fractions Domain	10	27365	5.49	2.64	0.75
Measurement and Data Domain	8	27365	4.17	2.07	0.66
Geometry Domain	6	27365	3.38	1.48	0.52

Black/African American Students

Score	N Points	N	Mean	S.D.	Alpha
Mathematics Scale Score	41	2315	421.27	30.70	0.84
Operations and Algebraic Thinking Domain	7	2315	2.77	1.57	0.51
Number and Operations in Base Ten Domain	10	2315	4.22	2.15	0.55
Number and Operations - Fractions Domain	10	2315	3.52	2.18	0.64
Measurement and Data Domain	8	2315	2.76	1.64	0.42
Geometry Domain	6	2315	2.47	1.40	0.46

Asian Students

Score	N Points	N	Mean	S.D.	Alpha
Mathematics Scale Score	41	824	465.97	49.90	0.92
Operations and Algebraic Thinking Domain	7	824	4.22	1.72	0.62
Number and Operations in Base Ten Domain	10	824	6.47	2.48	0.72
Number and Operations - Fractions Domain	10	824	6.06	2.88	0.81
Measurement and Data Domain	8	824	4.50	2.23	0.73
Geometry Domain	6	824	3.56	1.59	0.62

**2021 ISASP Summary Statistics
Grade 05 Mathematics - Combined**

American Indian/Alaskan Native Students

Score	N Points	N	Mean	S.D.	Alpha
Mathematics Scale Score	41	148	433.45	34.67	0.86
Operations and Algebraic Thinking Domain	7	148	3.07	1.58	0.53
Number and Operations in Base Ten Domain	10	148	5.16	2.29	0.61
Number and Operations - Fractions Domain	10	148	4.23	2.42	0.68
Measurement and Data Domain	8	148	3.38	1.85	0.54
Geometry Domain	6	148	2.67	1.47	0.48

Native Hawaiian/Pacific Islander Students

Score	N Points	N	Mean	S.D.	Alpha
Mathematics Scale Score	41	160	416.01	28.17	0.82
Operations and Algebraic Thinking Domain	7	160	2.53	1.47	0.48
Number and Operations in Base Ten Domain	10	160	4.14	2.14	0.55
Number and Operations - Fractions Domain	10	160	3.25	2.10	0.64
Measurement and Data Domain	8	160	2.46	1.61	0.41
Geometry Domain	6	160	2.13	1.47	0.53

Multi-Racial Students

Score	N Points	N	Mean	S.D.	Alpha
Mathematics Scale Score	41	1638	439.54	40.37	0.89
Operations and Algebraic Thinking Domain	7	1638	3.36	1.65	0.55
Number and Operations in Base Ten Domain	10	1638	5.24	2.45	0.67
Number and Operations - Fractions Domain	10	1638	4.57	2.63	0.75
Measurement and Data Domain	8	1638	3.49	2.02	0.63
Geometry Domain	6	1638	3.01	1.50	0.52

**2021 ISASP Summary Statistics
Grade 05 Mathematics - Combined**

Hispanic Students

Score	N Points	N	Mean	S.D.	Alpha
Mathematics Scale Score	41	4221	431.04	34.21	0.86
Operations and Algebraic Thinking Domain	7	4221	3.17	1.59	0.51
Number and Operations in Base Ten Domain	10	4221	4.83	2.24	0.59
Number and Operations - Fractions Domain	10	4221	4.07	2.39	0.69
Measurement and Data Domain	8	4221	3.16	1.80	0.51
Geometry Domain	6	4221	2.71	1.44	0.48

English Language Learner (ELL) Students

Score	N Points	N	Mean	S.D.	Alpha
Mathematics Scale Score	41	1779	412.68	21.96	0.72
Operations and Algebraic Thinking Domain	7	1779	2.48	1.39	0.37
Number and Operations in Base Ten Domain	10	1779	3.90	1.86	0.40
Number and Operations - Fractions Domain	10	1779	2.95	1.80	0.50
Measurement and Data Domain	8	1779	2.43	1.43	0.24
Geometry Domain	6	1779	2.05	1.28	0.37

Students with Free or Reduced Lunch (FRL)

Score	N Points	N	Mean	S.D.	Alpha
Mathematics Scale Score	41	14954	431.69	34.44	0.86
Operations and Algebraic Thinking Domain	7	14954	3.15	1.58	0.51
Number and Operations in Base Ten Domain	10	14954	4.85	2.27	0.61
Number and Operations - Fractions Domain	10	14954	4.14	2.40	0.69
Measurement and Data Domain	8	14954	3.21	1.82	0.53
Geometry Domain	6	14954	2.74	1.45	0.47

**2021 ISASP Summary Statistics
Grade 05 Mathematics - Combined**

Students with an Individual Education Plan (IEP)

Score	N Points	N	Mean	S.D.	Alpha
Mathematics Scale Score	41	4904	416.97	30.01	0.83
Operations and Algebraic Thinking Domain	7	4904	2.52	1.54	0.49
Number and Operations in Base Ten Domain	10	4904	4.04	2.14	0.56
Number and Operations - Fractions Domain	10	4904	3.29	2.12	0.61
Measurement and Data Domain	8	4904	2.71	1.67	0.44
Geometry Domain	6	4904	2.14	1.39	0.44

**2021 ISASP Summary Statistics
Grade 05 Mathematics - Online**

Total Students

Score	N Points	N	Mean	S.D.	Alpha
Mathematics Scale Score	41	34666	448.54	41.49	0.90
Operations and Algebraic Thinking Domain	7	34666	3.63	1.63	0.55
Number and Operations in Base Ten Domain	10	34666	5.72	2.43	0.67
Number and Operations - Fractions Domain	10	34666	5.15	2.68	0.75
Measurement and Data Domain	8	34666	3.93	2.07	0.65
Geometry Domain	6	34666	3.21	1.50	0.53

Female Students

Score	N Points	N	Mean	S.D.	Alpha
Mathematics Scale Score	41	16997	445.42	39.60	0.89
Operations and Algebraic Thinking Domain	7	16997	3.63	1.59	0.54
Number and Operations in Base Ten Domain	10	16997	5.53	2.35	0.64
Number and Operations - Fractions Domain	10	16997	4.99	2.64	0.75
Measurement and Data Domain	8	16997	3.69	2.02	0.63
Geometry Domain	6	16997	3.18	1.49	0.52

Male Students

Score	N Points	N	Mean	S.D.	Alpha
Mathematics Scale Score	41	17669	451.55	43.01	0.90
Operations and Algebraic Thinking Domain	7	17669	3.63	1.66	0.56
Number and Operations in Base Ten Domain	10	17669	5.90	2.49	0.70
Number and Operations - Fractions Domain	10	17669	5.29	2.71	0.76
Measurement and Data Domain	8	17669	4.16	2.10	0.66
Geometry Domain	6	17669	3.23	1.51	0.54

**2021 ISASP Summary Statistics
Grade 05 Mathematics - Online**

White Students

Score	N Points	N	Mean	S.D.	Alpha
Mathematics Scale Score	41	25621	454.00	41.23	0.89
Operations and Algebraic Thinking Domain	7	25621	3.79	1.59	0.54
Number and Operations in Base Ten Domain	10	25621	6.01	2.39	0.67
Number and Operations - Fractions Domain	10	25621	5.48	2.64	0.75
Measurement and Data Domain	8	25621	4.18	2.08	0.66
Geometry Domain	6	25621	3.36	1.47	0.51

Black/African American Students

Score	N Points	N	Mean	S.D.	Alpha
Mathematics Scale Score	41	2265	421.22	30.74	0.84
Operations and Algebraic Thinking Domain	7	2265	2.77	1.57	0.51
Number and Operations in Base Ten Domain	10	2265	4.22	2.15	0.56
Number and Operations - Fractions Domain	10	2265	3.51	2.18	0.64
Measurement and Data Domain	8	2265	2.75	1.65	0.43
Geometry Domain	6	2265	2.46	1.39	0.46

Asian Students

Score	N Points	N	Mean	S.D.	Alpha
Mathematics Scale Score	41	800	466.72	49.94	0.92
Operations and Algebraic Thinking Domain	7	800	4.24	1.72	0.62
Number and Operations in Base Ten Domain	10	800	6.51	2.48	0.73
Number and Operations - Fractions Domain	10	800	6.09	2.89	0.82
Measurement and Data Domain	8	800	4.55	2.23	0.73
Geometry Domain	6	800	3.58	1.58	0.61

**2021 ISASP Summary Statistics
Grade 05 Mathematics - Online**

American Indian/Alaskan Native Students

Score	N Points	N	Mean	S.D.	Alpha
Mathematics Scale Score	41	139	434.78	35.08	0.87
Operations and Algebraic Thinking Domain	7	139	3.12	1.59	0.54
Number and Operations in Base Ten Domain	10	139	5.24	2.31	0.62
Number and Operations - Fractions Domain	10	139	4.32	2.45	0.69
Measurement and Data Domain	8	139	3.45	1.85	0.54
Geometry Domain	6	139	2.66	1.45	0.47

Native Hawaiian/Pacific Islander Students

Score	N Points	N	Mean	S.D.	Alpha
Mathematics Scale Score	41	157	416.49	28.13	0.82
Operations and Algebraic Thinking Domain	7	157	2.56	1.46	0.48
Number and Operations in Base Ten Domain	10	157	4.18	2.13	0.54
Number and Operations - Fractions Domain	10	157	3.27	2.11	0.64
Measurement and Data Domain	8	157	2.46	1.62	0.42
Geometry Domain	6	157	2.15	1.46	0.53

Multi-Racial Students

Score	N Points	N	Mean	S.D.	Alpha
Mathematics Scale Score	41	1582	439.47	40.49	0.89
Operations and Algebraic Thinking Domain	7	1582	3.37	1.65	0.56
Number and Operations in Base Ten Domain	10	1582	5.23	2.46	0.68
Number and Operations - Fractions Domain	10	1582	4.57	2.63	0.75
Measurement and Data Domain	8	1582	3.49	2.02	0.63
Geometry Domain	6	1582	3.00	1.50	0.53

**2021 ISASP Summary Statistics
Grade 05 Mathematics - Online**

Hispanic Students

Score	N Points	N	Mean	S.D.	Alpha
Mathematics Scale Score	41	4102	431.20	34.28	0.86
Operations and Algebraic Thinking Domain	7	4102	3.18	1.60	0.51
Number and Operations in Base Ten Domain	10	4102	4.85	2.24	0.59
Number and Operations - Fractions Domain	10	4102	4.07	2.39	0.69
Measurement and Data Domain	8	4102	3.17	1.80	0.52
Geometry Domain	6	4102	2.71	1.44	0.48

English Language Learner (ELL) Students

Score	N Points	N	Mean	S.D.	Alpha
Mathematics Scale Score	41	1734	412.74	22.00	0.72
Operations and Algebraic Thinking Domain	7	1734	2.48	1.40	0.37
Number and Operations in Base Ten Domain	10	1734	3.90	1.86	0.40
Number and Operations - Fractions Domain	10	1734	2.95	1.80	0.50
Measurement and Data Domain	8	1734	2.44	1.43	0.25
Geometry Domain	6	1734	2.05	1.28	0.37

Students with Free or Reduced Lunch (FRL)

Score	N Points	N	Mean	S.D.	Alpha
Mathematics Scale Score	41	14342	431.55	34.38	0.86
Operations and Algebraic Thinking Domain	7	14342	3.15	1.58	0.51
Number and Operations in Base Ten Domain	10	14342	4.85	2.27	0.61
Number and Operations - Fractions Domain	10	14342	4.13	2.39	0.69
Measurement and Data Domain	8	14342	3.21	1.82	0.53
Geometry Domain	6	14342	2.73	1.44	0.47

**2021 ISASP Summary Statistics
Grade 05 Mathematics - Online**

Students with an Individual Education Plan (IEP)

Score	N Points	N	Mean	S.D.	Alpha
Mathematics Scale Score	41	4555	416.74	30.05	0.83
Operations and Algebraic Thinking Domain	7	4555	2.53	1.54	0.49
Number and Operations in Base Ten Domain	10	4555	4.03	2.13	0.56
Number and Operations - Fractions Domain	10	4555	3.27	2.13	0.62
Measurement and Data Domain	8	4555	2.71	1.67	0.45
Geometry Domain	6	4555	2.11	1.37	0.43

**2021 ISASP Summary Statistics
Grade 05 Mathematics - Paper**

Total Students

Score	N Points	N	Mean	S.D.	Alpha
Mathematics Scale Score	41	2005	450.40	39.43	0.88
Operations and Algebraic Thinking Domain	7	2005	3.56	1.59	0.54
Number and Operations in Base Ten Domain	10	2005	5.78	2.33	0.65
Number and Operations - Fractions Domain	10	2005	5.33	2.55	0.71
Measurement and Data Domain	8	2005	3.90	2.03	0.63
Geometry Domain	6	2005	3.57	1.59	0.56

Female Students

Score	N Points	N	Mean	S.D.	Alpha
Mathematics Scale Score	41	973	448.25	37.47	0.87
Operations and Algebraic Thinking Domain	7	973	3.59	1.57	0.54
Number and Operations in Base Ten Domain	10	973	5.69	2.26	0.62
Number and Operations - Fractions Domain	10	973	5.23	2.52	0.71
Measurement and Data Domain	8	973	3.64	1.97	0.60
Geometry Domain	6	973	3.60	1.55	0.52

Male Students

Score	N Points	N	Mean	S.D.	Alpha
Mathematics Scale Score	41	1032	452.42	41.11	0.89
Operations and Algebraic Thinking Domain	7	1032	3.52	1.61	0.53
Number and Operations in Base Ten Domain	10	1032	5.86	2.40	0.67
Number and Operations - Fractions Domain	10	1032	5.42	2.57	0.72
Measurement and Data Domain	8	1032	4.14	2.06	0.64
Geometry Domain	6	1032	3.55	1.63	0.58

**2021 ISASP Summary Statistics
Grade 05 Mathematics - Paper**

White Students

Score	N Points	N	Mean	S.D.	Alpha
Mathematics Scale Score	41	1744	453.58	39.22	0.88
Operations and Algebraic Thinking Domain	7	1744	3.65	1.58	0.54
Number and Operations in Base Ten Domain	10	1744	5.95	2.31	0.65
Number and Operations - Fractions Domain	10	1744	5.50	2.54	0.71
Measurement and Data Domain	8	1744	4.05	2.03	0.63
Geometry Domain	6	1744	3.67	1.56	0.54

Black/African American Students

Score	N Points	N	Mean	S.D.	Alpha
Mathematics Scale Score	41	50	423.64	29.10	0.82
Operations and Algebraic Thinking Domain	7	50	2.78	1.67	0.54
Number and Operations in Base Ten Domain	10	50	4.20	1.83	0.32
Number and Operations - Fractions Domain	10	50	3.80	2.02	0.49
Measurement and Data Domain	8	50	2.84	1.52	0.27
Geometry Domain	6	50	2.78	1.73	0.65

Asian Students

Score	N Points	N	Mean	S.D.	Alpha
Mathematics Scale Score	41	24	441.00	42.18	0.90
Operations and Algebraic Thinking Domain	7	24	3.58	1.69	0.52
Number and Operations in Base Ten Domain	10	24	5.29	2.20	0.58
Number and Operations - Fractions Domain	10	24	5.17	2.43	0.69
Measurement and Data Domain	8	24	3.04	1.94	0.63
Geometry Domain	6	24	2.88	1.85	0.70

**2021 ISASP Summary Statistics
Grade 05 Mathematics - Paper**

American Indian/Alaskan Native Students¹

Score	N Points	N	Mean	S.D.	Alpha
Mathematics Scale Score	41	--	--	--	--
Operations and Algebraic Thinking Domain	7	--	--	--	--
Number and Operations in Base Ten Domain	10	--	--	--	--
Number and Operations - Fractions Domain	10	--	--	--	--
Measurement and Data Domain	8	--	--	--	--
Geometry Domain	6	--	--	--	--

¹ The cells containing '--' are due to counts too small to report.

Native Hawaiian/Pacific Islander Students¹

Score	N Points	N	Mean	S.D.	Alpha
Mathematics Scale Score	41	--	--	--	--
Operations and Algebraic Thinking Domain	7	--	--	--	--
Number and Operations in Base Ten Domain	10	--	--	--	--
Number and Operations - Fractions Domain	10	--	--	--	--
Measurement and Data Domain	8	--	--	--	--
Geometry Domain	6	--	--	--	--

¹ The cells containing '--' are due to counts too small to report.

Multi-Racial Students

Score	N Points	N	Mean	S.D.	Alpha
Mathematics Scale Score	41	56	441.43	36.87	0.87
Operations and Algebraic Thinking Domain	7	56	3.16	1.45	0.41
Number and Operations in Base Ten Domain	10	56	5.63	2.20	0.56
Number and Operations - Fractions Domain	10	56	4.70	2.55	0.70
Measurement and Data Domain	8	56	3.46	1.92	0.57
Geometry Domain	6	56	3.32	1.44	0.38

**2021 ISASP Summary Statistics
Grade 05 Mathematics - Paper**

Hispanic Students

Score	N Points	N	Mean	S.D.	Alpha
Mathematics Scale Score	41	119	425.45	31.48	0.83
Operations and Algebraic Thinking Domain	7	119	2.79	1.43	0.38
Number and Operations in Base Ten Domain	10	119	4.26	2.12	0.54
Number and Operations - Fractions Domain	10	119	4.00	2.15	0.59
Measurement and Data Domain	8	119	2.74	1.68	0.45
Geometry Domain	6	119	2.92	1.60	0.53

English Language Learner (ELL) Students

Score	N Points	N	Mean	S.D.	Alpha
Mathematics Scale Score	41	45	410.36	20.19	0.68
Operations and Algebraic Thinking Domain	7	45	2.29	1.18	0.27
Number and Operations in Base Ten Domain	10	45	3.80	1.89	0.42
Number and Operations - Fractions Domain	10	45	3.02	1.85	0.50
Measurement and Data Domain	8	45	2.09	1.00	0.00
Geometry Domain	6	45	2.07	1.42	0.42

Students with Free or Reduced Lunch (FRL)

Score	N Points	N	Mean	S.D.	Alpha
Mathematics Scale Score	41	612	434.95	35.65	0.86
Operations and Algebraic Thinking Domain	7	612	3.02	1.56	0.49
Number and Operations in Base Ten Domain	10	612	4.97	2.24	0.60
Number and Operations - Fractions Domain	10	612	4.47	2.41	0.67
Measurement and Data Domain	8	612	3.32	1.88	0.55
Geometry Domain	6	612	3.05	1.62	0.55

**2021 ISASP Summary Statistics
Grade 05 Mathematics - Paper**

Students with an Individual Education Plan (IEP)

Score	N Points	N	Mean	S.D.	Alpha
Mathematics Scale Score	41	349	419.94	29.33	0.81
Operations and Algebraic Thinking Domain	7	349	2.45	1.51	0.44
Number and Operations in Base Ten Domain	10	349	4.20	2.18	0.58
Number and Operations - Fractions Domain	10	349	3.55	2.04	0.53
Measurement and Data Domain	8	349	2.68	1.62	0.41
Geometry Domain	6	349	2.56	1.56	0.51

**2021 ISASP Summary Statistics
Grade 06 Mathematics - Combined**

Total Students

Score	N Points	N	Mean	S.D.	Alpha
Mathematics Scale Score	43	37106	473.17	47.62	0.89
Ratios and Proportional Relationships Domain	8	37106	5.33	2.14	0.75
The Number System Domain	10	37106	6.38	2.30	0.70
Expressions and Equations Domain	13	37106	6.95	2.82	0.70
Statistics and Probability Domain	6	37106	2.37	1.48	0.48
Geometry Domain	6	37106	2.61	1.47	0.50

Female Students

Score	N Points	N	Mean	S.D.	Alpha
Mathematics Scale Score	43	18086	471.33	46.75	0.88
Ratios and Proportional Relationships Domain	8	18086	5.15	2.15	0.74
The Number System Domain	10	18086	6.29	2.27	0.68
Expressions and Equations Domain	13	18086	6.91	2.81	0.70
Statistics and Probability Domain	6	18086	2.40	1.45	0.47
Geometry Domain	6	18086	2.58	1.43	0.48

Male Students

Score	N Points	N	Mean	S.D.	Alpha
Mathematics Scale Score	43	19020	474.91	48.38	0.89
Ratios and Proportional Relationships Domain	8	19020	5.51	2.12	0.76
The Number System Domain	10	19020	6.46	2.33	0.71
Expressions and Equations Domain	13	19020	6.98	2.83	0.71
Statistics and Probability Domain	6	19020	2.35	1.51	0.50
Geometry Domain	6	19020	2.64	1.50	0.52

**2021 ISASP Summary Statistics
Grade 06 Mathematics - Combined**

White Students

Score	N Points	N	Mean	S.D.	Alpha
Mathematics Scale Score	43	27884	479.59	46.84	0.89
Ratios and Proportional Relationships Domain	8	27884	5.62	2.02	0.73
The Number System Domain	10	27884	6.69	2.19	0.68
Expressions and Equations Domain	13	27884	7.27	2.76	0.69
Statistics and Probability Domain	6	27884	2.51	1.51	0.50
Geometry Domain	6	27884	2.73	1.49	0.51

Black/African American Students

Score	N Points	N	Mean	S.D.	Alpha
Mathematics Scale Score	43	2289	436.69	35.33	0.83
Ratios and Proportional Relationships Domain	8	2289	3.61	2.16	0.70
The Number System Domain	10	2289	4.68	2.19	0.58
Expressions and Equations Domain	13	2289	5.03	2.44	0.58
Statistics and Probability Domain	6	2289	1.65	1.14	0.22
Geometry Domain	6	2289	1.95	1.17	0.25

Asian Students

Score	N Points	N	Mean	S.D.	Alpha
Mathematics Scale Score	43	812	493.85	59.57	0.92
Ratios and Proportional Relationships Domain	8	812	5.88	2.14	0.79
The Number System Domain	10	812	6.93	2.36	0.74
Expressions and Equations Domain	13	812	7.98	3.15	0.79
Statistics and Probability Domain	6	812	2.81	1.64	0.57
Geometry Domain	6	812	3.11	1.66	0.62

**2021 ISASP Summary Statistics
Grade 06 Mathematics - Combined**

American Indian/Alaskan Native Students

Score	N Points	N	Mean	S.D.	Alpha
Mathematics Scale Score	43	125	445.64	37.64	0.84
Ratios and Proportional Relationships Domain	8	125	4.17	2.02	0.66
The Number System Domain	10	125	5.06	2.31	0.65
Expressions and Equations Domain	13	125	5.72	2.57	0.63
Statistics and Probability Domain	6	125	1.70	1.12	0.23
Geometry Domain	6	125	2.03	1.29	0.40

Native Hawaiian/Pacific Islander Students

Score	N Points	N	Mean	S.D.	Alpha
Mathematics Scale Score	43	166	434.52	36.00	0.83
Ratios and Proportional Relationships Domain	8	166	3.30	2.14	0.68
The Number System Domain	10	166	4.10	2.22	0.61
Expressions and Equations Domain	13	166	5.21	2.56	0.62
Statistics and Probability Domain	6	166	1.78	1.20	0.27
Geometry Domain	6	166	2.05	1.18	0.29

Multi-Racial Students

Score	N Points	N	Mean	S.D.	Alpha
Mathematics Scale Score	43	1591	461.73	46.09	0.88
Ratios and Proportional Relationships Domain	8	1591	4.91	2.23	0.75
The Number System Domain	10	1591	5.78	2.39	0.70
Expressions and Equations Domain	13	1591	6.40	2.84	0.70
Statistics and Probability Domain	6	1591	2.11	1.37	0.42
Geometry Domain	6	1591	2.37	1.38	0.43

**2021 ISASP Summary Statistics
Grade 06 Mathematics - Combined**

Hispanic Students

Score	N Points	N	Mean	S.D.	Alpha
Mathematics Scale Score	43	4239	453.25	39.80	0.85
Ratios and Proportional Relationships Domain	8	4239	4.56	2.17	0.72
The Number System Domain	10	4239	5.46	2.27	0.64
Expressions and Equations Domain	13	4239	5.95	2.63	0.65
Statistics and Probability Domain	6	4239	1.94	1.25	0.31
Geometry Domain	6	4239	2.23	1.27	0.33

English Language Learner (ELL) Students

Score	N Points	N	Mean	S.D.	Alpha
Mathematics Scale Score	43	1661	428.00	27.98	0.75
Ratios and Proportional Relationships Domain	8	1661	3.17	1.99	0.63
The Number System Domain	10	1661	4.11	1.99	0.48
Expressions and Equations Domain	13	1661	4.51	2.18	0.49
Statistics and Probability Domain	6	1661	1.54	1.02	0.06
Geometry Domain	6	1661	1.92	1.12	0.17

Students with Free or Reduced Lunch (FRL)

Score	N Points	N	Mean	S.D.	Alpha
Mathematics Scale Score	43	14848	452.67	40.00	0.86
Ratios and Proportional Relationships Domain	8	14848	4.52	2.20	0.73
The Number System Domain	10	14848	5.46	2.28	0.64
Expressions and Equations Domain	13	14848	5.88	2.60	0.63
Statistics and Probability Domain	6	14848	1.94	1.26	0.31
Geometry Domain	6	14848	2.21	1.28	0.35

**2021 ISASP Summary Statistics
Grade 06 Mathematics - Combined**

Students with an Individual Education Plan (IEP)

Score	N Points	N	Mean	S.D.	Alpha
Mathematics Scale Score	43	4826	432.72	35.89	0.83
Ratios and Proportional Relationships Domain	8	4826	3.34	2.14	0.69
The Number System Domain	10	4826	4.44	2.17	0.56
Expressions and Equations Domain	13	4826	4.67	2.43	0.58
Statistics and Probability Domain	6	4826	1.65	1.14	0.22
Geometry Domain	6	4826	1.97	1.20	0.25

**2021 ISASP Summary Statistics
Grade 06 Mathematics - Online**

Total Students

Score	N Points	N	Mean	S.D.	Alpha
Mathematics Scale Score	43	35535	472.88	47.81	0.89
Ratios and Proportional Relationships Domain	8	35535	5.32	2.15	0.75
The Number System Domain	10	35535	6.36	2.30	0.70
Expressions and Equations Domain	13	35535	6.93	2.83	0.71
Statistics and Probability Domain	6	35535	2.37	1.48	0.48
Geometry Domain	6	35535	2.61	1.47	0.51

Female Students

Score	N Points	N	Mean	S.D.	Alpha
Mathematics Scale Score	43	17332	470.90	46.90	0.89
Ratios and Proportional Relationships Domain	8	17332	5.13	2.16	0.74
The Number System Domain	10	17332	6.26	2.27	0.68
Expressions and Equations Domain	13	17332	6.89	2.82	0.70
Statistics and Probability Domain	6	17332	2.39	1.45	0.47
Geometry Domain	6	17332	2.57	1.44	0.48

Male Students

Score	N Points	N	Mean	S.D.	Alpha
Mathematics Scale Score	43	18203	474.76	48.60	0.90
Ratios and Proportional Relationships Domain	8	18203	5.51	2.12	0.76
The Number System Domain	10	18203	6.44	2.33	0.71
Expressions and Equations Domain	13	18203	6.97	2.84	0.71
Statistics and Probability Domain	6	18203	2.34	1.51	0.50
Geometry Domain	6	18203	2.64	1.50	0.53

**2021 ISASP Summary Statistics
Grade 06 Mathematics - Online**

White Students

Score	N Points	N	Mean	S.D.	Alpha
Mathematics Scale Score	43	26517	479.39	47.06	0.89
Ratios and Proportional Relationships Domain	8	26517	5.61	2.03	0.74
The Number System Domain	10	26517	6.67	2.19	0.68
Expressions and Equations Domain	13	26517	7.27	2.77	0.70
Statistics and Probability Domain	6	26517	2.50	1.51	0.50
Geometry Domain	6	26517	2.73	1.50	0.52

Black/African American Students

Score	N Points	N	Mean	S.D.	Alpha
Mathematics Scale Score	43	2252	436.56	35.19	0.83
Ratios and Proportional Relationships Domain	8	2252	3.61	2.16	0.70
The Number System Domain	10	2252	4.68	2.18	0.58
Expressions and Equations Domain	13	2252	5.01	2.44	0.58
Statistics and Probability Domain	6	2252	1.65	1.13	0.21
Geometry Domain	6	2252	1.94	1.17	0.25

Asian Students

Score	N Points	N	Mean	S.D.	Alpha
Mathematics Scale Score	43	793	494.63	59.90	0.92
Ratios and Proportional Relationships Domain	8	793	5.89	2.15	0.79
The Number System Domain	10	793	6.96	2.37	0.74
Expressions and Equations Domain	13	793	8.02	3.16	0.79
Statistics and Probability Domain	6	793	2.83	1.65	0.58
Geometry Domain	6	793	3.12	1.66	0.63

**2021 ISASP Summary Statistics
Grade 06 Mathematics - Online**

American Indian/Alaskan Native Students

Score	N Points	N	Mean	S.D.	Alpha
Mathematics Scale Score	43	119	445.29	37.74	0.84
Ratios and Proportional Relationships Domain	8	119	4.16	2.05	0.67
The Number System Domain	10	119	5.03	2.31	0.65
Expressions and Equations Domain	13	119	5.71	2.57	0.63
Statistics and Probability Domain	6	119	1.70	1.15	0.26
Geometry Domain	6	119	2.00	1.28	0.40

Native Hawaiian/Pacific Islander Students

Score	N Points	N	Mean	S.D.	Alpha
Mathematics Scale Score	43	163	434.43	36.17	0.83
Ratios and Proportional Relationships Domain	8	163	3.33	2.15	0.69
The Number System Domain	10	163	4.09	2.23	0.62
Expressions and Equations Domain	13	163	5.21	2.55	0.62
Statistics and Probability Domain	6	163	1.78	1.21	0.29
Geometry Domain	6	163	2.02	1.16	0.27

Multi-Racial Students

Score	N Points	N	Mean	S.D.	Alpha
Mathematics Scale Score	43	1540	461.78	46.14	0.88
Ratios and Proportional Relationships Domain	8	1540	4.92	2.23	0.75
The Number System Domain	10	1540	5.78	2.39	0.70
Expressions and Equations Domain	13	1540	6.41	2.83	0.70
Statistics and Probability Domain	6	1540	2.11	1.37	0.42
Geometry Domain	6	1540	2.36	1.38	0.44

**2021 ISASP Summary Statistics
Grade 06 Mathematics - Online**

Hispanic Students

Score	N Points	N	Mean	S.D.	Alpha
Mathematics Scale Score	43	4151	453.24	39.96	0.85
Ratios and Proportional Relationships Domain	8	4151	4.56	2.17	0.72
The Number System Domain	10	4151	5.46	2.27	0.64
Expressions and Equations Domain	13	4151	5.95	2.64	0.65
Statistics and Probability Domain	6	4151	1.94	1.26	0.31
Geometry Domain	6	4151	2.22	1.27	0.33

English Language Learner (ELL) Students

Score	N Points	N	Mean	S.D.	Alpha
Mathematics Scale Score	43	1630	427.84	28.08	0.75
Ratios and Proportional Relationships Domain	8	1630	3.17	1.99	0.64
The Number System Domain	10	1630	4.10	2.00	0.49
Expressions and Equations Domain	13	1630	4.49	2.18	0.49
Statistics and Probability Domain	6	1630	1.54	1.02	0.06
Geometry Domain	6	1630	1.92	1.12	0.17

Students with Free or Reduced Lunch (FRL)

Score	N Points	N	Mean	S.D.	Alpha
Mathematics Scale Score	43	14376	452.32	40.04	0.86
Ratios and Proportional Relationships Domain	8	14376	4.51	2.20	0.73
The Number System Domain	10	14376	5.44	2.28	0.64
Expressions and Equations Domain	13	14376	5.86	2.60	0.64
Statistics and Probability Domain	6	14376	1.93	1.25	0.31
Geometry Domain	6	14376	2.20	1.28	0.35

**2021 ISASP Summary Statistics
Grade 06 Mathematics - Online**

Students with an Individual Education Plan (IEP)

Score	N Points	N	Mean	S.D.	Alpha
Mathematics Scale Score	43	4576	432.28	35.96	0.83
Ratios and Proportional Relationships Domain	8	4576	3.32	2.14	0.69
The Number System Domain	10	4576	4.42	2.16	0.56
Expressions and Equations Domain	13	4576	4.65	2.44	0.59
Statistics and Probability Domain	6	4576	1.64	1.13	0.22
Geometry Domain	6	4576	1.95	1.20	0.26

**2021 ISASP Summary Statistics
Grade 06 Mathematics - Paper**

Total Students

Score	N Points	N	Mean	S.D.	Alpha
Mathematics Scale Score	43	1571	479.69	42.57	0.86
Ratios and Proportional Relationships Domain	8	1571	5.61	1.95	0.70
The Number System Domain	10	1571	6.84	2.15	0.67
Expressions and Equations Domain	13	1571	7.22	2.51	0.64
Statistics and Probability Domain	6	1571	2.52	1.45	0.44
Geometry Domain	6	1571	2.79	1.38	0.44

Female Students

Score	N Points	N	Mean	S.D.	Alpha
Mathematics Scale Score	43	754	481.24	42.05	0.86
Ratios and Proportional Relationships Domain	8	754	5.57	1.93	0.69
The Number System Domain	10	754	6.94	2.14	0.66
Expressions and Equations Domain	13	754	7.39	2.49	0.63
Statistics and Probability Domain	6	754	2.62	1.41	0.42
Geometry Domain	6	754	2.76	1.35	0.44

Male Students

Score	N Points	N	Mean	S.D.	Alpha
Mathematics Scale Score	43	817	478.26	43.03	0.86
Ratios and Proportional Relationships Domain	8	817	5.64	1.96	0.72
The Number System Domain	10	817	6.75	2.16	0.67
Expressions and Equations Domain	13	817	7.07	2.53	0.64
Statistics and Probability Domain	6	817	2.44	1.48	0.46
Geometry Domain	6	817	2.82	1.40	0.44

**2021 ISASP Summary Statistics
Grade 06 Mathematics - Paper**

White Students

Score	N Points	N	Mean	S.D.	Alpha
Mathematics Scale Score	43	1367	483.50	41.97	0.86
Ratios and Proportional Relationships Domain	8	1367	5.79	1.85	0.68
The Number System Domain	10	1367	7.05	2.06	0.65
Expressions and Equations Domain	13	1367	7.40	2.48	0.63
Statistics and Probability Domain	6	1367	2.60	1.47	0.46
Geometry Domain	6	1367	2.83	1.40	0.45

Black/African American Students

Score	N Points	N	Mean	S.D.	Alpha
Mathematics Scale Score	43	37	444.57	42.85	0.85
Ratios and Proportional Relationships Domain	8	37	3.51	2.06	0.65
The Number System Domain	10	37	4.73	2.41	0.68
Expressions and Equations Domain	13	37	5.81	2.45	0.59
Statistics and Probability Domain	6	37	1.78	1.36	0.44
Geometry Domain	6	37	2.46	1.24	0.24

Asian Students

Score	N Points	N	Mean	S.D.	Alpha
Mathematics Scale Score	43	19	461.42	30.05	0.75
Ratios and Proportional Relationships Domain	8	19	5.37	1.64	0.50
The Number System Domain	10	19	5.74	1.97	0.47
Expressions and Equations Domain	13	19	6.32	2.47	0.62
Statistics and Probability Domain	6	19	1.95	0.78	0.00
Geometry Domain	6	19	2.58	1.12	0.00

**2021 ISASP Summary Statistics
Grade 06 Mathematics - Paper**

American Indian/Alaskan Native Students¹

Score	N Points	N	Mean	S.D.	Alpha
Mathematics Scale Score	43	--	--	--	--
Ratios and Proportional Relationships Domain	8	--	--	--	--
The Number System Domain	10	--	--	--	--
Expressions and Equations Domain	13	--	--	--	--
Statistics and Probability Domain	6	--	--	--	--
Geometry Domain	6	--	--	--	--

¹ The cells containing '--' are due to counts too small to report.

Native Hawaiian/Pacific Islander Students¹

Score	N Points	N	Mean	S.D.	Alpha
Mathematics Scale Score	43	--	--	--	--
Ratios and Proportional Relationships Domain	8	--	--	--	--
The Number System Domain	10	--	--	--	--
Expressions and Equations Domain	13	--	--	--	--
Statistics and Probability Domain	6	--	--	--	--
Geometry Domain	6	--	--	--	--

¹ The cells containing '--' are due to counts too small to report.

Multi-Racial Students

Score	N Points	N	Mean	S.D.	Alpha
Mathematics Scale Score	43	51	460.25	45.16	0.88
Ratios and Proportional Relationships Domain	8	51	4.69	2.33	0.76
The Number System Domain	10	51	5.86	2.36	0.67
Expressions and Equations Domain	13	51	6.02	2.94	0.73
Statistics and Probability Domain	6	51	2.27	1.30	0.33
Geometry Domain	6	51	2.49	1.25	0.33

**2021 ISASP Summary Statistics
Grade 06 Mathematics - Paper**

Hispanic Students

Score	N Points	N	Mean	S.D.	Alpha
Mathematics Scale Score	43	88	453.69	31.43	0.76
Ratios and Proportional Relationships Domain	8	88	4.40	2.09	0.65
The Number System Domain	10	88	5.42	2.09	0.54
Expressions and Equations Domain	13	88	6.19	2.02	0.38
Statistics and Probability Domain	6	88	1.97	1.21	0.21
Geometry Domain	6	88	2.43	1.15	0.20

English Language Learner (ELL) Students

Score	N Points	N	Mean	S.D.	Alpha
Mathematics Scale Score	43	31	436.42	20.46	0.50
Ratios and Proportional Relationships Domain	8	31	3.52	1.96	0.57
The Number System Domain	10	31	4.35	1.82	0.33
Expressions and Equations Domain	13	31	5.45	1.96	0.34
Statistics and Probability Domain	6	31	1.68	1.08	0.12
Geometry Domain	6	31	2.10	1.11	0.24

Students with Free or Reduced Lunch (FRL)

Score	N Points	N	Mean	S.D.	Alpha
Mathematics Scale Score	43	472	463.14	37.12	0.83
Ratios and Proportional Relationships Domain	8	472	4.91	2.02	0.67
The Number System Domain	10	472	6.13	2.35	0.68
Expressions and Equations Domain	13	472	6.41	2.36	0.56
Statistics and Probability Domain	6	472	2.21	1.32	0.33
Geometry Domain	6	472	2.45	1.20	0.25

**2021 ISASP Summary Statistics
Grade 06 Mathematics - Paper**

Students with an Individual Education Plan (IEP)

Score	N Points	N	Mean	S.D.	Alpha
Mathematics Scale Score	43	250	440.78	33.59	0.79
Ratios and Proportional Relationships Domain	8	250	3.75	2.10	0.66
The Number System Domain	10	250	4.86	2.28	0.61
Expressions and Equations Domain	13	250	5.06	2.30	0.53
Statistics and Probability Domain	6	250	1.86	1.17	0.19
Geometry Domain	6	250	2.24	1.14	0.10

**2021 ISASP Summary Statistics
Grade 07 Mathematics - Combined**

Total Students

Score	N Points	N	Mean	S.D.	Alpha
Mathematics Scale Score	46	38058	492.57	49.47	0.89
Ratios and Proportional Relationships Domain	10	38058	5.16	2.17	0.62
The Number System Domain	10	38058	5.49	2.31	0.65
Expressions and Equations Domain	11	38058	5.55	2.62	0.70
Statistics and Probability Domain	7	38058	4.03	1.58	0.55
Geometry Domain	8	38058	3.65	1.78	0.50

Female Students

Score	N Points	N	Mean	S.D.	Alpha
Mathematics Scale Score	46	18490	490.12	47.70	0.88
Ratios and Proportional Relationships Domain	10	18490	5.02	2.12	0.59
The Number System Domain	10	18490	5.41	2.30	0.64
Expressions and Equations Domain	11	18490	5.44	2.56	0.68
Statistics and Probability Domain	7	18490	3.94	1.54	0.53
Geometry Domain	8	18490	3.67	1.75	0.48

Male Students

Score	N Points	N	Mean	S.D.	Alpha
Mathematics Scale Score	46	19568	494.89	50.99	0.89
Ratios and Proportional Relationships Domain	10	19568	5.29	2.21	0.64
The Number System Domain	10	19568	5.56	2.32	0.66
Expressions and Equations Domain	11	19568	5.66	2.68	0.71
Statistics and Probability Domain	7	19568	4.13	1.62	0.58
Geometry Domain	8	19568	3.63	1.81	0.52

**2021 ISASP Summary Statistics
Grade 07 Mathematics - Combined**

White Students

Score	N Points	N	Mean	S.D.	Alpha
Mathematics Scale Score	46	28672	498.54	49.33	0.88
Ratios and Proportional Relationships Domain	10	28672	5.39	2.15	0.62
The Number System Domain	10	28672	5.75	2.25	0.63
Expressions and Equations Domain	11	28672	5.84	2.61	0.70
Statistics and Probability Domain	7	28672	4.20	1.57	0.55
Geometry Domain	8	28672	3.80	1.77	0.50

Black/African American Students

Score	N Points	N	Mean	S.D.	Alpha
Mathematics Scale Score	46	2272	458.32	35.02	0.80
Ratios and Proportional Relationships Domain	10	2272	3.81	1.84	0.43
The Number System Domain	10	2272	3.94	2.06	0.53
Expressions and Equations Domain	11	2272	3.89	2.09	0.52
Statistics and Probability Domain	7	2272	3.09	1.38	0.37
Geometry Domain	8	2272	2.80	1.56	0.36

Asian Students

Score	N Points	N	Mean	S.D.	Alpha
Mathematics Scale Score	46	828	515.31	63.16	0.92
Ratios and Proportional Relationships Domain	10	828	5.85	2.45	0.71
The Number System Domain	10	828	6.35	2.49	0.73
Expressions and Equations Domain	11	828	6.56	2.90	0.78
Statistics and Probability Domain	7	828	4.39	1.68	0.63
Geometry Domain	8	828	4.23	1.96	0.61

**2021 ISASP Summary Statistics
Grade 07 Mathematics - Combined**

American Indian/Alaskan Native Students

Score	N Points	N	Mean	S.D.	Alpha
Mathematics Scale Score	46	137	469.58	41.71	0.85
Ratios and Proportional Relationships Domain	10	137	4.39	2.04	0.53
The Number System Domain	10	137	4.33	2.18	0.59
Expressions and Equations Domain	11	137	4.41	2.28	0.58
Statistics and Probability Domain	7	137	3.51	1.47	0.47
Geometry Domain	8	137	3.04	1.65	0.45

Native Hawaiian/Pacific Islander Students

Score	N Points	N	Mean	S.D.	Alpha
Mathematics Scale Score	46	157	456.08	36.91	0.83
Ratios and Proportional Relationships Domain	10	157	3.72	1.95	0.50
The Number System Domain	10	157	3.82	2.10	0.56
Expressions and Equations Domain	11	157	3.85	2.17	0.57
Statistics and Probability Domain	7	157	3.08	1.34	0.24
Geometry Domain	8	157	2.57	1.57	0.43

Multi-Racial Students

Score	N Points	N	Mean	S.D.	Alpha
Mathematics Scale Score	46	1601	482.12	47.42	0.88
Ratios and Proportional Relationships Domain	10	1601	4.75	2.14	0.59
The Number System Domain	10	1601	5.08	2.36	0.66
Expressions and Equations Domain	11	1601	5.03	2.56	0.68
Statistics and Probability Domain	7	1601	3.76	1.53	0.52
Geometry Domain	8	1601	3.34	1.75	0.48

**2021 ISASP Summary Statistics
Grade 07 Mathematics - Combined**

Hispanic Students

Score	N Points	N	Mean	S.D.	Alpha
Mathematics Scale Score	46	4391	472.85	39.83	0.84
Ratios and Proportional Relationships Domain	10	4391	4.46	1.98	0.51
The Number System Domain	10	4391	4.64	2.20	0.59
Expressions and Equations Domain	11	4391	4.61	2.29	0.59
Statistics and Probability Domain	7	4391	3.50	1.43	0.44
Geometry Domain	8	4391	3.16	1.64	0.40

English Language Learner (ELL) Students

Score	N Points	N	Mean	S.D.	Alpha
Mathematics Scale Score	46	1658	447.22	23.44	0.62
Ratios and Proportional Relationships Domain	10	1658	3.45	1.62	0.27
The Number System Domain	10	1658	3.43	1.70	0.31
Expressions and Equations Domain	11	1658	3.39	1.65	0.24
Statistics and Probability Domain	7	1658	2.74	1.26	0.20
Geometry Domain	8	1658	2.39	1.35	0.17

Students with Free or Reduced Lunch (FRL)

Score	N Points	N	Mean	S.D.	Alpha
Mathematics Scale Score	46	14966	472.14	39.98	0.84
Ratios and Proportional Relationships Domain	10	14966	4.42	1.99	0.52
The Number System Domain	10	14966	4.61	2.17	0.58
Expressions and Equations Domain	11	14966	4.58	2.31	0.60
Statistics and Probability Domain	7	14966	3.49	1.44	0.45
Geometry Domain	8	14966	3.11	1.63	0.40

**2021 ISASP Summary Statistics
Grade 07 Mathematics - Combined**

Students with an Individual Education Plan (IEP)

Score	N Points	N	Mean	S.D.	Alpha
Mathematics Scale Score	46	4858	450.81	29.85	0.74
Ratios and Proportional Relationships Domain	10	4858	3.53	1.74	0.37
The Number System Domain	10	4858	3.59	1.84	0.42
Expressions and Equations Domain	11	4858	3.58	1.89	0.43
Statistics and Probability Domain	7	4858	2.91	1.35	0.34
Geometry Domain	8	4858	2.45	1.45	0.28

**2021 ISASP Summary Statistics
Grade 07 Mathematics - Online**

Total Students

Score	N Points	N	Mean	S.D.	Alpha
Mathematics Scale Score	46	36604	492.30	49.51	0.89
Ratios and Proportional Relationships Domain	10	36604	5.16	2.18	0.62
The Number System Domain	10	36604	5.47	2.31	0.65
Expressions and Equations Domain	11	36604	5.54	2.63	0.70
Statistics and Probability Domain	7	36604	4.02	1.58	0.55
Geometry Domain	8	36604	3.64	1.78	0.50

Female Students

Score	N Points	N	Mean	S.D.	Alpha
Mathematics Scale Score	46	17776	489.79	47.75	0.88
Ratios and Proportional Relationships Domain	10	17776	5.01	2.12	0.59
The Number System Domain	10	17776	5.39	2.30	0.64
Expressions and Equations Domain	11	17776	5.42	2.56	0.68
Statistics and Probability Domain	7	17776	3.92	1.53	0.53
Geometry Domain	8	17776	3.66	1.75	0.48

Male Students

Score	N Points	N	Mean	S.D.	Alpha
Mathematics Scale Score	46	18828	494.67	51.01	0.89
Ratios and Proportional Relationships Domain	10	18828	5.29	2.21	0.64
The Number System Domain	10	18828	5.55	2.33	0.66
Expressions and Equations Domain	11	18828	5.65	2.68	0.71
Statistics and Probability Domain	7	18828	4.11	1.61	0.58
Geometry Domain	8	18828	3.62	1.81	0.52

**2021 ISASP Summary Statistics
Grade 07 Mathematics - Online**

White Students

Score	N Points	N	Mean	S.D.	Alpha
Mathematics Scale Score	46	27387	498.38	49.39	0.88
Ratios and Proportional Relationships Domain	10	27387	5.39	2.15	0.62
The Number System Domain	10	27387	5.74	2.25	0.63
Expressions and Equations Domain	11	27387	5.84	2.62	0.70
Statistics and Probability Domain	7	27387	4.19	1.57	0.56
Geometry Domain	8	27387	3.80	1.78	0.50

Black/African American Students

Score	N Points	N	Mean	S.D.	Alpha
Mathematics Scale Score	46	2236	458.27	35.02	0.80
Ratios and Proportional Relationships Domain	10	2236	3.82	1.84	0.42
The Number System Domain	10	2236	3.93	2.06	0.53
Expressions and Equations Domain	11	2236	3.89	2.08	0.52
Statistics and Probability Domain	7	2236	3.09	1.38	0.37
Geometry Domain	8	2236	2.80	1.57	0.36

Asian Students

Score	N Points	N	Mean	S.D.	Alpha
Mathematics Scale Score	46	808	515.75	63.42	0.92
Ratios and Proportional Relationships Domain	10	808	5.86	2.45	0.71
The Number System Domain	10	808	6.37	2.49	0.73
Expressions and Equations Domain	11	808	6.58	2.92	0.78
Statistics and Probability Domain	7	808	4.39	1.68	0.63
Geometry Domain	8	808	4.24	1.97	0.62

**2021 ISASP Summary Statistics
Grade 07 Mathematics - Online**

American Indian/Alaskan Native Students

Score	N Points	N	Mean	S.D.	Alpha
Mathematics Scale Score	46	134	468.17	39.96	0.84
Ratios and Proportional Relationships Domain	10	134	4.33	1.98	0.50
The Number System Domain	10	134	4.29	2.15	0.57
Expressions and Equations Domain	11	134	4.35	2.23	0.56
Statistics and Probability Domain	7	134	3.46	1.42	0.42
Geometry Domain	8	134	3.00	1.65	0.45

Native Hawaiian/Pacific Islander Students

Score	N Points	N	Mean	S.D.	Alpha
Mathematics Scale Score	46	152	456.21	37.31	0.83
Ratios and Proportional Relationships Domain	10	152	3.75	1.97	0.51
The Number System Domain	10	152	3.83	2.09	0.55
Expressions and Equations Domain	11	152	3.84	2.21	0.58
Statistics and Probability Domain	7	152	3.07	1.35	0.27
Geometry Domain	8	152	2.57	1.58	0.44

Multi-Racial Students

Score	N Points	N	Mean	S.D.	Alpha
Mathematics Scale Score	46	1569	481.95	47.41	0.88
Ratios and Proportional Relationships Domain	10	1569	4.75	2.15	0.59
The Number System Domain	10	1569	5.07	2.36	0.66
Expressions and Equations Domain	11	1569	5.03	2.56	0.68
Statistics and Probability Domain	7	1569	3.76	1.53	0.52
Geometry Domain	8	1569	3.33	1.75	0.48

**2021 ISASP Summary Statistics
Grade 07 Mathematics - Online**

Hispanic Students

Score	N Points	N	Mean	S.D.	Alpha
Mathematics Scale Score	46	4318	472.77	39.83	0.84
Ratios and Proportional Relationships Domain	10	4318	4.46	1.98	0.51
The Number System Domain	10	4318	4.63	2.20	0.59
Expressions and Equations Domain	11	4318	4.61	2.29	0.59
Statistics and Probability Domain	7	4318	3.49	1.43	0.44
Geometry Domain	8	4318	3.15	1.64	0.40

English Language Learner (ELL) Students

Score	N Points	N	Mean	S.D.	Alpha
Mathematics Scale Score	46	1632	447.16	23.46	0.62
Ratios and Proportional Relationships Domain	10	1632	3.45	1.62	0.27
The Number System Domain	10	1632	3.43	1.70	0.31
Expressions and Equations Domain	11	1632	3.39	1.65	0.24
Statistics and Probability Domain	7	1632	2.74	1.26	0.21
Geometry Domain	8	1632	2.39	1.35	0.18

Students with Free or Reduced Lunch (FRL)

Score	N Points	N	Mean	S.D.	Alpha
Mathematics Scale Score	46	14573	472.00	40.02	0.84
Ratios and Proportional Relationships Domain	10	14573	4.42	1.99	0.52
The Number System Domain	10	14573	4.60	2.17	0.58
Expressions and Equations Domain	11	14573	4.57	2.31	0.60
Statistics and Probability Domain	7	14573	3.48	1.44	0.45
Geometry Domain	8	14573	3.11	1.63	0.40

**2021 ISASP Summary Statistics
Grade 07 Mathematics - Online**

Students with an Individual Education Plan (IEP)

Score	N Points	N	Mean	S.D.	Alpha
Mathematics Scale Score	46	4624	450.42	29.85	0.74
Ratios and Proportional Relationships Domain	10	4624	3.53	1.75	0.37
The Number System Domain	10	4624	3.57	1.84	0.42
Expressions and Equations Domain	11	4624	3.56	1.88	0.43
Statistics and Probability Domain	7	4624	2.89	1.34	0.34
Geometry Domain	8	4624	2.43	1.45	0.29

**2021 ISASP Summary Statistics
Grade 07 Mathematics - Paper**

Total Students

Score	N Points	N	Mean	S.D.	Alpha
Mathematics Scale Score	46	1454	499.41	48.00	0.87
Ratios and Proportional Relationships Domain	10	1454	5.24	2.11	0.58
The Number System Domain	10	1454	5.82	2.24	0.63
Expressions and Equations Domain	11	1454	5.86	2.49	0.66
Statistics and Probability Domain	7	1454	4.41	1.57	0.54
Geometry Domain	8	1454	3.85	1.74	0.46

Female Students

Score	N Points	N	Mean	S.D.	Alpha
Mathematics Scale Score	46	714	498.33	45.54	0.86
Ratios and Proportional Relationships Domain	10	714	5.20	2.01	0.54
The Number System Domain	10	714	5.84	2.25	0.63
Expressions and Equations Domain	11	714	5.76	2.44	0.64
Statistics and Probability Domain	7	714	4.37	1.49	0.49
Geometry Domain	8	714	3.90	1.68	0.42

Male Students

Score	N Points	N	Mean	S.D.	Alpha
Mathematics Scale Score	46	740	500.44	50.28	0.88
Ratios and Proportional Relationships Domain	10	740	5.28	2.19	0.62
The Number System Domain	10	740	5.80	2.23	0.63
Expressions and Equations Domain	11	740	5.95	2.54	0.67
Statistics and Probability Domain	7	740	4.45	1.64	0.58
Geometry Domain	8	740	3.81	1.79	0.50

**2021 ISASP Summary Statistics
Grade 07 Mathematics - Paper**

White Students

Score	N Points	N	Mean	S.D.	Alpha
Mathematics Scale Score	46	1285	502.06	47.89	0.87
Ratios and Proportional Relationships Domain	10	1285	5.35	2.07	0.57
The Number System Domain	10	1285	5.94	2.20	0.62
Expressions and Equations Domain	11	1285	5.98	2.49	0.66
Statistics and Probability Domain	7	1285	4.49	1.57	0.54
Geometry Domain	8	1285	3.91	1.74	0.47

Black/African American Students

Score	N Points	N	Mean	S.D.	Alpha
Mathematics Scale Score	46	36	461.28	35.31	0.81
Ratios and Proportional Relationships Domain	10	36	3.53	2.04	0.54
The Number System Domain	10	36	4.08	2.32	0.66
Expressions and Equations Domain	11	36	4.33	2.08	0.49
Statistics and Probability Domain	7	36	3.22	1.27	0.22
Geometry Domain	8	36	3.00	1.33	0.02

Asian Students

Score	N Points	N	Mean	S.D.	Alpha
Mathematics Scale Score	46	20	497.55	49.95	0.87
Ratios and Proportional Relationships Domain	10	20	5.45	2.35	0.71
The Number System Domain	10	20	5.50	2.46	0.69
Expressions and Equations Domain	11	20	5.70	2.15	0.56
Statistics and Probability Domain	7	20	4.45	1.39	0.37
Geometry Domain	8	20	3.70	1.75	0.44

**2021 ISASP Summary Statistics
Grade 07 Mathematics - Paper**

American Indian/Alaskan Native Students¹

Score	N Points	N	Mean	S.D.	Alpha
Mathematics Scale Score	46	--	--	--	--
Ratios and Proportional Relationships Domain	10	--	--	--	--
The Number System Domain	10	--	--	--	--
Expressions and Equations Domain	11	--	--	--	--
Statistics and Probability Domain	7	--	--	--	--
Geometry Domain	8	--	--	--	--

¹ The cells containing '--' are due to counts too small to report.

Native Hawaiian/Pacific Islander Students¹

Score	N Points	N	Mean	S.D.	Alpha
Mathematics Scale Score	46	--	--	--	--
Ratios and Proportional Relationships Domain	10	--	--	--	--
The Number System Domain	10	--	--	--	--
Expressions and Equations Domain	11	--	--	--	--
Statistics and Probability Domain	7	--	--	--	--
Geometry Domain	8	--	--	--	--

¹ The cells containing '--' are due to counts too small to report.

Multi-Racial Students

Score	N Points	N	Mean	S.D.	Alpha
Mathematics Scale Score	46	32	490.69	48.14	0.87
Ratios and Proportional Relationships Domain	10	32	4.84	2.11	0.58
The Number System Domain	10	32	5.69	2.12	0.57
Expressions and Equations Domain	11	32	5.28	2.49	0.67
Statistics and Probability Domain	7	32	3.97	1.40	0.42
Geometry Domain	8	32	3.78	2.00	0.63

**2021 ISASP Summary Statistics
Grade 07 Mathematics - Paper**

Hispanic Students

Score	N Points	N	Mean	S.D.	Alpha
Mathematics Scale Score	46	73	477.71	39.74	0.84
Ratios and Proportional Relationships Domain	10	73	4.36	2.02	0.51
The Number System Domain	10	73	4.90	2.16	0.58
Expressions and Equations Domain	11	73	4.84	2.32	0.60
Statistics and Probability Domain	7	73	3.75	1.45	0.42
Geometry Domain	8	73	3.48	1.62	0.32

English Language Learner (ELL) Students

Score	N Points	N	Mean	S.D.	Alpha
Mathematics Scale Score	46	26	450.81	22.13	0.57
Ratios and Proportional Relationships Domain	10	26	3.42	1.65	0.30
The Number System Domain	10	26	3.42	1.50	0.07
Expressions and Equations Domain	11	26	3.58	1.84	0.36
Statistics and Probability Domain	7	26	3.08	0.84	0.00
Geometry Domain	8	26	2.65	1.23	0.00

Students with Free or Reduced Lunch (FRL)

Score	N Points	N	Mean	S.D.	Alpha
Mathematics Scale Score	46	393	477.55	38.09	0.82
Ratios and Proportional Relationships Domain	10	393	4.42	1.94	0.49
The Number System Domain	10	393	4.96	2.15	0.57
Expressions and Equations Domain	11	393	4.85	2.28	0.57
Statistics and Probability Domain	7	393	3.84	1.44	0.42
Geometry Domain	8	393	3.26	1.54	0.28

**2021 ISASP Summary Statistics
Grade 07 Mathematics - Paper**

Students with an Individual Education Plan (IEP)

Score	N Points	N	Mean	S.D.	Alpha
Mathematics Scale Score	46	234	458.67	28.94	0.71
Ratios and Proportional Relationships Domain	10	234	3.61	1.74	0.37
The Number System Domain	10	234	3.92	1.84	0.40
Expressions and Equations Domain	11	234	4.04	2.02	0.47
Statistics and Probability Domain	7	234	3.27	1.33	0.26
Geometry Domain	8	234	2.87	1.41	0.15

**2021 ISASP Summary Statistics
Grade 08 Mathematics - Combined**

Total Students

Score	N Points	N	Mean	S.D.	Alpha
Mathematics Scale Score	48	38161	520.97	53.29	0.90
Functions Domain	9	38161	4.49	2.09	0.60
The Number System Domain	5	38161	2.25	1.30	0.53
Expressions and Equations Domain	16	38161	7.71	3.66	0.77
Statistics and Probability Domain	9	38161	5.24	2.03	0.63
Geometry Domain	9	38161	4.62	2.06	0.58

Female Students

Score	N Points	N	Mean	S.D.	Alpha
Mathematics Scale Score	48	18549	521.38	51.07	0.89
Functions Domain	9	18549	4.55	2.02	0.57
The Number System Domain	5	18549	2.28	1.29	0.52
Expressions and Equations Domain	16	18549	7.73	3.57	0.75
Statistics and Probability Domain	9	18549	5.27	1.96	0.62
Geometry Domain	9	18549	4.63	2.00	0.55

Male Students

Score	N Points	N	Mean	S.D.	Alpha
Mathematics Scale Score	48	19612	520.58	55.31	0.90
Functions Domain	9	19612	4.43	2.15	0.62
The Number System Domain	5	19612	2.23	1.31	0.54
Expressions and Equations Domain	16	19612	7.69	3.74	0.78
Statistics and Probability Domain	9	19612	5.22	2.09	0.65
Geometry Domain	9	19612	4.60	2.11	0.60

**2021 ISASP Summary Statistics
Grade 08 Mathematics - Combined**

White Students

Score	N Points	N	Mean	S.D.	Alpha
Mathematics Scale Score	48	29053	526.93	53.05	0.89
Functions Domain	9	29053	4.70	2.07	0.60
The Number System Domain	5	29053	2.35	1.30	0.52
Expressions and Equations Domain	16	29053	8.07	3.65	0.76
Statistics and Probability Domain	9	29053	5.46	1.99	0.63
Geometry Domain	9	29053	4.83	2.02	0.57

Black/African American Students

Score	N Points	N	Mean	S.D.	Alpha
Mathematics Scale Score	48	2171	483.84	37.33	0.82
Functions Domain	9	2171	3.30	1.75	0.41
The Number System Domain	5	2171	1.57	1.11	0.42
Expressions and Equations Domain	16	2171	5.46	2.89	0.65
Statistics and Probability Domain	9	2171	3.86	1.82	0.48
Geometry Domain	9	2171	3.27	1.75	0.39

Asian Students

Score	N Points	N	Mean	S.D.	Alpha
Mathematics Scale Score	48	760	552.32	68.90	0.93
Functions Domain	9	760	5.32	2.29	0.71
The Number System Domain	5	760	2.82	1.44	0.63
Expressions and Equations Domain	16	760	9.61	4.09	0.83
Statistics and Probability Domain	9	760	6.01	2.07	0.69
Geometry Domain	9	760	5.43	2.31	0.70

**2021 ISASP Summary Statistics
Grade 08 Mathematics - Combined**

American Indian/Alaskan Native Students

Score	N Points	N	Mean	S.D.	Alpha
Mathematics Scale Score	48	133	492.06	41.72	0.85
Functions Domain	9	133	3.59	1.94	0.53
The Number System Domain	5	133	1.70	1.19	0.49
Expressions and Equations Domain	16	133	5.63	2.96	0.67
Statistics and Probability Domain	9	133	4.41	1.82	0.51
Geometry Domain	9	133	3.68	1.97	0.53

Native Hawaiian/Pacific Islander Students

Score	N Points	N	Mean	S.D.	Alpha
Mathematics Scale Score	48	125	486.85	37.59	0.83
Functions Domain	9	125	3.31	1.84	0.49
The Number System Domain	5	125	1.80	1.18	0.47
Expressions and Equations Domain	16	125	5.54	2.75	0.62
Statistics and Probability Domain	9	125	3.88	1.74	0.43
Geometry Domain	9	125	3.50	1.72	0.35

Multi-Racial Students

Score	N Points	N	Mean	S.D.	Alpha
Mathematics Scale Score	48	1523	509.41	50.76	0.89
Functions Domain	9	1523	4.14	2.02	0.56
The Number System Domain	5	1523	2.05	1.27	0.51
Expressions and Equations Domain	16	1523	7.00	3.49	0.75
Statistics and Probability Domain	9	1523	4.83	2.08	0.64
Geometry Domain	9	1523	4.17	2.08	0.58

**2021 ISASP Summary Statistics
Grade 08 Mathematics - Combined**

Hispanic Students

Score	N Points	N	Mean	S.D.	Alpha
Mathematics Scale Score	48	4396	500.33	44.06	0.86
Functions Domain	9	4396	3.74	1.92	0.51
The Number System Domain	5	4396	1.92	1.19	0.45
Expressions and Equations Domain	16	4396	6.44	3.24	0.71
Statistics and Probability Domain	9	4396	4.57	1.90	0.55
Geometry Domain	9	4396	3.94	1.90	0.48

English Language Learner (ELL) Students

Score	N Points	N	Mean	S.D.	Alpha
Mathematics Scale Score	48	1626	473.62	26.46	0.68
Functions Domain	9	1626	2.77	1.50	0.21
The Number System Domain	5	1626	1.41	1.01	0.31
Expressions and Equations Domain	16	1626	4.77	2.27	0.46
Statistics and Probability Domain	9	1626	3.45	1.57	0.30
Geometry Domain	9	1626	3.09	1.58	0.25

Students with Free or Reduced Lunch (FRL)

Score	N Points	N	Mean	S.D.	Alpha
Mathematics Scale Score	48	14628	499.86	44.52	0.86
Functions Domain	9	14628	3.81	1.93	0.51
The Number System Domain	5	14628	1.87	1.20	0.47
Expressions and Equations Domain	16	14628	6.33	3.21	0.70
Statistics and Probability Domain	9	14628	4.52	1.95	0.57
Geometry Domain	9	14628	3.98	1.93	0.50

**2021 ISASP Summary Statistics
Grade 08 Mathematics - Combined**

Students with an Individual Education Plan (IEP)

Score	N Points	N	Mean	S.D.	Alpha
Mathematics Scale Score	48	4617	475.26	31.84	0.76
Functions Domain	9	4617	2.97	1.61	0.30
The Number System Domain	5	4617	1.38	1.03	0.32
Expressions and Equations Domain	16	4617	4.78	2.47	0.55
Statistics and Probability Domain	9	4617	3.47	1.73	0.41
Geometry Domain	9	4617	3.18	1.71	0.36

**2021 ISASP Summary Statistics
Grade 08 Mathematics - Online**

Total Students

Score	N Points	N	Mean	S.D.	Alpha
Mathematics Scale Score	48	36691	520.76	53.34	0.90
Functions Domain	9	36691	4.49	2.09	0.60
The Number System Domain	5	36691	2.24	1.29	0.52
Expressions and Equations Domain	16	36691	7.71	3.67	0.77
Statistics and Probability Domain	9	36691	5.24	2.03	0.64
Geometry Domain	9	36691	4.60	2.06	0.58

Female Students

Score	N Points	N	Mean	S.D.	Alpha
Mathematics Scale Score	48	17821	521.14	51.11	0.89
Functions Domain	9	17821	4.55	2.02	0.58
The Number System Domain	5	17821	2.26	1.28	0.51
Expressions and Equations Domain	16	17821	7.72	3.58	0.76
Statistics and Probability Domain	9	17821	5.26	1.97	0.62
Geometry Domain	9	17821	4.61	2.00	0.55

Male Students

Score	N Points	N	Mean	S.D.	Alpha
Mathematics Scale Score	48	18870	520.41	55.35	0.90
Functions Domain	9	18870	4.43	2.15	0.62
The Number System Domain	5	18870	2.21	1.30	0.53
Expressions and Equations Domain	16	18870	7.69	3.75	0.78
Statistics and Probability Domain	9	18870	5.22	2.09	0.65
Geometry Domain	9	18870	4.59	2.11	0.60

**2021 ISASP Summary Statistics
Grade 08 Mathematics - Online**

White Students

Score	N Points	N	Mean	S.D.	Alpha
Mathematics Scale Score	48	27770	526.83	53.13	0.89
Functions Domain	9	27770	4.70	2.07	0.60
The Number System Domain	5	27770	2.34	1.29	0.52
Expressions and Equations Domain	16	27770	8.08	3.66	0.77
Statistics and Probability Domain	9	27770	5.46	1.99	0.63
Geometry Domain	9	27770	4.82	2.02	0.57

Black/African American Students

Score	N Points	N	Mean	S.D.	Alpha
Mathematics Scale Score	48	2139	483.90	37.52	0.82
Functions Domain	9	2139	3.30	1.76	0.42
The Number System Domain	5	2139	1.56	1.11	0.42
Expressions and Equations Domain	16	2139	5.47	2.90	0.66
Statistics and Probability Domain	9	2139	3.86	1.82	0.48
Geometry Domain	9	2139	3.27	1.75	0.39

Asian Students

Score	N Points	N	Mean	S.D.	Alpha
Mathematics Scale Score	48	738	552.94	69.19	0.93
Functions Domain	9	738	5.34	2.29	0.71
The Number System Domain	5	738	2.83	1.44	0.64
Expressions and Equations Domain	16	738	9.65	4.10	0.83
Statistics and Probability Domain	9	738	6.01	2.07	0.69
Geometry Domain	9	738	5.44	2.32	0.70

**2021 ISASP Summary Statistics
Grade 08 Mathematics - Online**

American Indian/Alaskan Native Students

Score	N Points	N	Mean	S.D.	Alpha
Mathematics Scale Score	48	127	491.65	42.37	0.85
Functions Domain	9	127	3.57	1.97	0.55
The Number System Domain	5	127	1.68	1.19	0.50
Expressions and Equations Domain	16	127	5.61	2.98	0.67
Statistics and Probability Domain	9	127	4.40	1.83	0.52
Geometry Domain	9	127	3.65	1.97	0.53

Native Hawaiian/Pacific Islander Students

Score	N Points	N	Mean	S.D.	Alpha
Mathematics Scale Score	48	122	486.90	37.77	0.83
Functions Domain	9	122	3.34	1.85	0.49
The Number System Domain	5	122	1.78	1.16	0.46
Expressions and Equations Domain	16	122	5.54	2.78	0.63
Statistics and Probability Domain	9	122	3.89	1.74	0.42
Geometry Domain	9	122	3.51	1.74	0.37

Multi-Racial Students

Score	N Points	N	Mean	S.D.	Alpha
Mathematics Scale Score	48	1492	509.37	50.60	0.89
Functions Domain	9	1492	4.14	2.01	0.56
The Number System Domain	5	1492	2.05	1.26	0.51
Expressions and Equations Domain	16	1492	7.00	3.48	0.75
Statistics and Probability Domain	9	1492	4.84	2.08	0.64
Geometry Domain	9	1492	4.17	2.07	0.58

**2021 ISASP Summary Statistics
Grade 08 Mathematics - Online**

Hispanic Students

Score	N Points	N	Mean	S.D.	Alpha
Mathematics Scale Score	48	4303	500.21	43.87	0.86
Functions Domain	9	4303	3.74	1.91	0.51
The Number System Domain	5	4303	1.91	1.19	0.45
Expressions and Equations Domain	16	4303	6.45	3.23	0.71
Statistics and Probability Domain	9	4303	4.56	1.89	0.55
Geometry Domain	9	4303	3.93	1.90	0.48

English Language Learner (ELL) Students

Score	N Points	N	Mean	S.D.	Alpha
Mathematics Scale Score	48	1601	473.61	26.56	0.68
Functions Domain	9	1601	2.78	1.50	0.21
The Number System Domain	5	1601	1.41	1.01	0.33
Expressions and Equations Domain	16	1601	4.78	2.28	0.47
Statistics and Probability Domain	9	1601	3.45	1.57	0.30
Geometry Domain	9	1601	3.09	1.58	0.25

Students with Free or Reduced Lunch (FRL)

Score	N Points	N	Mean	S.D.	Alpha
Mathematics Scale Score	48	14186	499.73	44.51	0.86
Functions Domain	9	14186	3.81	1.93	0.52
The Number System Domain	5	14186	1.87	1.20	0.46
Expressions and Equations Domain	16	14186	6.33	3.22	0.70
Statistics and Probability Domain	9	14186	4.52	1.95	0.57
Geometry Domain	9	14186	3.96	1.93	0.50

**2021 ISASP Summary Statistics
Grade 08 Mathematics - Online**

Students with an Individual Education Plan (IEP)

Score	N Points	N	Mean	S.D.	Alpha
Mathematics Scale Score	48	4382	474.99	31.78	0.77
Functions Domain	9	4382	2.96	1.61	0.30
The Number System Domain	5	4382	1.36	1.02	0.31
Expressions and Equations Domain	16	4382	4.77	2.47	0.56
Statistics and Probability Domain	9	4382	3.47	1.73	0.41
Geometry Domain	9	4382	3.16	1.70	0.36

**2021 ISASP Summary Statistics
Grade 08 Mathematics - Paper**

Total Students

Score	N Points	N	Mean	S.D.	Alpha
Mathematics Scale Score	48	1470	526.05	51.86	0.89
Functions Domain	9	1470	4.62	2.02	0.56
The Number System Domain	5	1470	2.62	1.46	0.59
Expressions and Equations Domain	16	1470	7.71	3.50	0.74
Statistics and Probability Domain	9	1470	5.32	2.01	0.62
Geometry Domain	9	1470	5.02	2.05	0.59

Female Students

Score	N Points	N	Mean	S.D.	Alpha
Mathematics Scale Score	48	728	527.42	49.66	0.88
Functions Domain	9	728	4.68	1.94	0.52
The Number System Domain	5	728	2.69	1.44	0.59
Expressions and Equations Domain	16	728	7.76	3.46	0.73
Statistics and Probability Domain	9	728	5.37	1.93	0.59
Geometry Domain	9	728	5.12	2.01	0.57

Male Students

Score	N Points	N	Mean	S.D.	Alpha
Mathematics Scale Score	48	742	524.71	53.94	0.89
Functions Domain	9	742	4.57	2.09	0.59
The Number System Domain	5	742	2.56	1.47	0.60
Expressions and Equations Domain	16	742	7.65	3.53	0.74
Statistics and Probability Domain	9	742	5.28	2.10	0.65
Geometry Domain	9	742	4.92	2.08	0.60

**2021 ISASP Summary Statistics
Grade 08 Mathematics - Paper**

White Students

Score	N Points	N	Mean	S.D.	Alpha
Mathematics Scale Score	48	1283	529.14	51.35	0.88
Functions Domain	9	1283	4.74	1.98	0.55
The Number System Domain	5	1283	2.68	1.46	0.59
Expressions and Equations Domain	16	1283	7.92	3.48	0.73
Statistics and Probability Domain	9	1283	5.41	1.99	0.62
Geometry Domain	9	1283	5.13	2.02	0.58

Black/African American Students

Score	N Points	N	Mean	S.D.	Alpha
Mathematics Scale Score	48	32	479.66	21.51	0.47
Functions Domain	9	32	3.28	1.49	0.07
The Number System Domain	5	32	1.97	1.26	0.36
Expressions and Equations Domain	16	32	4.59	1.85	0.13
Statistics and Probability Domain	9	32	3.72	1.78	0.44
Geometry Domain	9	32	3.22	1.45	0.05

Asian Students

Score	N Points	N	Mean	S.D.	Alpha
Mathematics Scale Score	48	22	531.59	55.63	0.91
Functions Domain	9	22	4.64	2.48	0.71
The Number System Domain	5	22	2.27	1.39	0.50
Expressions and Equations Domain	16	22	8.14	3.31	0.72
Statistics and Probability Domain	9	22	5.82	1.89	0.58
Geometry Domain	9	22	5.36	2.26	0.71

**2021 ISASP Summary Statistics
Grade 08 Mathematics - Paper**

American Indian/Alaskan Native Students¹

Score	N Points	N	Mean	S.D.	Alpha
Mathematics Scale Score	48	--	--	--	--
Functions Domain	9	--	--	--	--
The Number System Domain	5	--	--	--	--
Expressions and Equations Domain	16	--	--	--	--
Statistics and Probability Domain	9	--	--	--	--
Geometry Domain	9	--	--	--	--

¹ The cells containing '--' are due to counts too small to report.

Native Hawaiian/Pacific Islander Students¹

Score	N Points	N	Mean	S.D.	Alpha
Mathematics Scale Score	48	--	--	--	--
Functions Domain	9	--	--	--	--
The Number System Domain	5	--	--	--	--
Expressions and Equations Domain	16	--	--	--	--
Statistics and Probability Domain	9	--	--	--	--
Geometry Domain	9	--	--	--	--

¹ The cells containing '--' are due to counts too small to report.

Multi-Racial Students

Score	N Points	N	Mean	S.D.	Alpha
Mathematics Scale Score	48	31	511.42	58.82	0.91
Functions Domain	9	31	4.10	2.15	0.59
The Number System Domain	5	31	2.29	1.55	0.64
Expressions and Equations Domain	16	31	7.06	3.78	0.78
Statistics and Probability Domain	9	31	4.58	2.33	0.69
Geometry Domain	9	31	4.35	2.56	0.75

**2021 ISASP Summary Statistics
Grade 08 Mathematics - Paper**

Hispanic Students

Score	N Points	N	Mean	S.D.	Alpha
Mathematics Scale Score	48	93	505.89	51.80	0.89
Functions Domain	9	93	3.72	2.15	0.62
The Number System Domain	5	93	2.27	1.43	0.56
Expressions and Equations Domain	16	93	6.18	3.31	0.73
Statistics and Probability Domain	9	93	4.94	2.00	0.58
Geometry Domain	9	93	4.38	1.97	0.52

English Language Learner (ELL) Students

Score	N Points	N	Mean	S.D.	Alpha
Mathematics Scale Score	48	25	474.56	19.87	0.44
Functions Domain	9	25	2.40	1.47	0.23
The Number System Domain	5	25	1.76	1.09	0.19
Expressions and Equations Domain	16	25	4.24	1.71	0.09
Statistics and Probability Domain	9	25	3.80	1.71	0.34
Geometry Domain	9	25	3.56	1.53	0.18

Students with Free or Reduced Lunch (FRL)

Score	N Points	N	Mean	S.D.	Alpha
Mathematics Scale Score	48	442	504.24	44.42	0.86
Functions Domain	9	442	4.01	1.92	0.49
The Number System Domain	5	442	2.10	1.42	0.56
Expressions and Equations Domain	16	442	6.29	3.10	0.67
Statistics and Probability Domain	9	442	4.66	1.97	0.57
Geometry Domain	9	442	4.33	1.97	0.53

**2021 ISASP Summary Statistics
Grade 08 Mathematics - Paper**

Students with an Individual Education Plan (IEP)

Score	N Points	N	Mean	S.D.	Alpha
Mathematics Scale Score	48	235	480.33	32.56	0.76
Functions Domain	9	235	3.13	1.59	0.25
The Number System Domain	5	235	1.74	1.28	0.45
Expressions and Equations Domain	16	235	4.96	2.48	0.51
Statistics and Probability Domain	9	235	3.50	1.72	0.40
Geometry Domain	9	235	3.47	1.81	0.44

**2021 ISASP Summary Statistics
Grade 09 Mathematics - Combined**

Total Students

Score	N Points	N	Mean	S.D.	Alpha
Mathematics Scale Score	36	37485	536.62	59.11	0.87
Geometry Domain	5	37485	2.86	1.35	0.46
Statistics and Probability Domain	5	37485	2.78	1.30	0.43
Functions Domain	7	37485	2.78	1.69	0.59
Algebra Domain	12	37485	5.65	2.77	0.72
Number and Quantity Domain	7	37485	3.29	1.73	0.53

Female Students

Score	N Points	N	Mean	S.D.	Alpha
Mathematics Scale Score	36	18084	536.98	56.89	0.86
Geometry Domain	5	18084	2.84	1.30	0.42
Statistics and Probability Domain	5	18084	2.76	1.28	0.41
Functions Domain	7	18084	2.82	1.66	0.56
Algebra Domain	12	18084	5.78	2.71	0.70
Number and Quantity Domain	7	18084	3.25	1.69	0.50

Male Students

Score	N Points	N	Mean	S.D.	Alpha
Mathematics Scale Score	36	19401	536.28	61.11	0.88
Geometry Domain	5	19401	2.87	1.39	0.50
Statistics and Probability Domain	5	19401	2.79	1.31	0.44
Functions Domain	7	19401	2.73	1.71	0.61
Algebra Domain	12	19401	5.54	2.82	0.73
Number and Quantity Domain	7	19401	3.32	1.76	0.55

**2021 ISASP Summary Statistics
Grade 09 Mathematics - Combined**

White Students

Score	N Points	N	Mean	S.D.	Alpha
Mathematics Scale Score	36	28729	543.61	58.65	0.86
Geometry Domain	5	28729	3.00	1.32	0.45
Statistics and Probability Domain	5	28729	2.91	1.27	0.41
Functions Domain	7	28729	2.95	1.67	0.57
Algebra Domain	12	28729	5.96	2.73	0.70
Number and Quantity Domain	7	28729	3.45	1.73	0.53

Black/African American Students

Score	N Points	N	Mean	S.D.	Alpha
Mathematics Scale Score	36	2066	494.87	42.52	0.80
Geometry Domain	5	2066	2.02	1.26	0.34
Statistics and Probability Domain	5	2066	2.05	1.21	0.32
Functions Domain	7	2066	1.74	1.41	0.49
Algebra Domain	12	2066	3.76	2.32	0.61
Number and Quantity Domain	7	2066	2.35	1.46	0.35

Asian Students

Score	N Points	N	Mean	S.D.	Alpha
Mathematics Scale Score	36	759	564.52	72.33	0.90
Geometry Domain	5	759	3.27	1.28	0.44
Statistics and Probability Domain	5	759	3.02	1.36	0.52
Functions Domain	7	759	3.46	1.84	0.65
Algebra Domain	12	759	6.81	3.00	0.78
Number and Quantity Domain	7	759	3.86	1.92	0.65

**2021 ISASP Summary Statistics
Grade 09 Mathematics - Combined**

American Indian/Alaskan Native Students

Score	N Points	N	Mean	S.D.	Alpha
Mathematics Scale Score	36	119	506.26	52.16	0.85
Geometry Domain	5	119	2.08	1.36	0.45
Statistics and Probability Domain	5	119	2.16	1.21	0.27
Functions Domain	7	119	1.87	1.46	0.50
Algebra Domain	12	119	4.57	2.60	0.68
Number and Quantity Domain	7	119	2.73	1.71	0.53

Native Hawaiian/Pacific Islander Students

Score	N Points	N	Mean	S.D.	Alpha
Mathematics Scale Score	36	140	488.57	39.09	0.79
Geometry Domain	5	140	1.78	1.12	0.17
Statistics and Probability Domain	5	140	1.91	1.17	0.29
Functions Domain	7	140	1.58	1.34	0.49
Algebra Domain	12	140	3.43	2.30	0.63
Number and Quantity Domain	7	140	2.33	1.39	0.25

Multi-Racial Students

Score	N Points	N	Mean	S.D.	Alpha
Mathematics Scale Score	36	1450	522.70	57.15	0.86
Geometry Domain	5	1450	2.61	1.35	0.44
Statistics and Probability Domain	5	1450	2.54	1.31	0.42
Functions Domain	7	1450	2.42	1.68	0.61
Algebra Domain	12	1450	5.00	2.70	0.70
Number and Quantity Domain	7	1450	2.99	1.70	0.51

**2021 ISASP Summary Statistics
Grade 09 Mathematics - Combined**

Hispanic Students

Score	N Points	N	Mean	S.D.	Alpha
Mathematics Scale Score	36	4222	511.66	49.23	0.83
Geometry Domain	5	4222	2.39	1.29	0.37
Statistics and Probability Domain	5	4222	2.34	1.28	0.40
Functions Domain	7	4222	2.17	1.55	0.54
Algebra Domain	12	4222	4.60	2.56	0.66
Number and Quantity Domain	7	4222	2.72	1.54	0.39

English Language Learner (ELL) Students

Score	N Points	N	Mean	S.D.	Alpha
Mathematics Scale Score	36	1816	481.76	29.28	0.67
Geometry Domain	5	1816	1.82	1.14	0.20
Statistics and Probability Domain	5	1816	1.68	1.07	0.19
Functions Domain	7	1816	1.37	1.14	0.30
Algebra Domain	12	1816	3.16	1.93	0.46
Number and Quantity Domain	7	1816	2.11	1.27	0.15

Students with Free or Reduced Lunch (FRL)

Score	N Points	N	Mean	S.D.	Alpha
Mathematics Scale Score	36	14078	512.04	48.94	0.83
Geometry Domain	5	14078	2.43	1.32	0.40
Statistics and Probability Domain	5	14078	2.37	1.27	0.38
Functions Domain	7	14078	2.19	1.54	0.53
Algebra Domain	12	14078	4.59	2.51	0.65
Number and Quantity Domain	7	14078	2.71	1.56	0.41

**2021 ISASP Summary Statistics
Grade 09 Mathematics - Combined**

Students with an Individual Education Plan (IEP)

Score	N Points	N	Mean	S.D.	Alpha
Mathematics Scale Score	36	4208	483.05	32.76	0.71
Geometry Domain	5	4208	1.81	1.19	0.27
Statistics and Probability Domain	5	4208	1.80	1.13	0.23
Functions Domain	7	4208	1.40	1.23	0.40
Algebra Domain	12	4208	3.22	1.97	0.48
Number and Quantity Domain	7	4208	2.05	1.31	0.20

**2021 ISASP Summary Statistics
Grade 09 Mathematics - Online**

Total Students

Score	N Points	N	Mean	S.D.	Alpha
Mathematics Scale Score	36	35929	536.12	59.09	0.87
Geometry Domain	5	35929	2.85	1.35	0.46
Statistics and Probability Domain	5	35929	2.78	1.30	0.43
Functions Domain	7	35929	2.75	1.68	0.59
Algebra Domain	12	35929	5.63	2.78	0.72
Number and Quantity Domain	7	35929	3.28	1.73	0.53

Female Students

Score	N Points	N	Mean	S.D.	Alpha
Mathematics Scale Score	36	17356	536.51	56.82	0.86
Geometry Domain	5	17356	2.84	1.31	0.42
Statistics and Probability Domain	5	17356	2.76	1.28	0.41
Functions Domain	7	17356	2.80	1.66	0.57
Algebra Domain	12	17356	5.76	2.71	0.70
Number and Quantity Domain	7	17356	3.25	1.69	0.50

Male Students

Score	N Points	N	Mean	S.D.	Alpha
Mathematics Scale Score	36	18573	535.75	61.14	0.88
Geometry Domain	5	18573	2.87	1.39	0.50
Statistics and Probability Domain	5	18573	2.79	1.32	0.45
Functions Domain	7	18573	2.70	1.70	0.61
Algebra Domain	12	18573	5.51	2.83	0.73
Number and Quantity Domain	7	18573	3.32	1.77	0.55

**2021 ISASP Summary Statistics
Grade 09 Mathematics - Online**

White Students

Score	N Points	N	Mean	S.D.	Alpha
Mathematics Scale Score	36	27364	543.19	58.67	0.86
Geometry Domain	5	27364	2.99	1.33	0.46
Statistics and Probability Domain	5	27364	2.91	1.27	0.41
Functions Domain	7	27364	2.92	1.66	0.57
Algebra Domain	12	27364	5.94	2.73	0.71
Number and Quantity Domain	7	27364	3.44	1.73	0.53

Black/African American Students

Score	N Points	N	Mean	S.D.	Alpha
Mathematics Scale Score	36	2036	494.68	42.40	0.80
Geometry Domain	5	2036	2.02	1.25	0.34
Statistics and Probability Domain	5	2036	2.05	1.21	0.32
Functions Domain	7	2036	1.72	1.41	0.50
Algebra Domain	12	2036	3.74	2.31	0.61
Number and Quantity Domain	7	2036	2.36	1.46	0.34

Asian Students

Score	N Points	N	Mean	S.D.	Alpha
Mathematics Scale Score	36	744	564.78	72.57	0.90
Geometry Domain	5	744	3.28	1.28	0.45
Statistics and Probability Domain	5	744	3.02	1.36	0.52
Functions Domain	7	744	3.47	1.84	0.66
Algebra Domain	12	744	6.82	3.01	0.79
Number and Quantity Domain	7	744	3.86	1.92	0.65

**2021 ISASP Summary Statistics
Grade 09 Mathematics - Online**

American Indian/Alaskan Native Students

Score	N Points	N	Mean	S.D.	Alpha
Mathematics Scale Score	36	115	506.74	52.61	0.85
Geometry Domain	5	115	2.10	1.35	0.43
Statistics and Probability Domain	5	115	2.14	1.22	0.28
Functions Domain	7	115	1.89	1.46	0.51
Algebra Domain	12	115	4.60	2.64	0.69
Number and Quantity Domain	7	115	2.75	1.70	0.52

Native Hawaiian/Pacific Islander Students

Score	N Points	N	Mean	S.D.	Alpha
Mathematics Scale Score	36	135	488.84	39.57	0.79
Geometry Domain	5	135	1.79	1.11	0.14
Statistics and Probability Domain	5	135	1.90	1.18	0.32
Functions Domain	7	135	1.58	1.36	0.51
Algebra Domain	12	135	3.44	2.33	0.64
Number and Quantity Domain	7	135	2.34	1.40	0.26

Multi-Racial Students

Score	N Points	N	Mean	S.D.	Alpha
Mathematics Scale Score	36	1418	522.84	57.20	0.86
Geometry Domain	5	1418	2.61	1.35	0.44
Statistics and Probability Domain	5	1418	2.55	1.31	0.42
Functions Domain	7	1418	2.42	1.67	0.61
Algebra Domain	12	1418	5.01	2.70	0.70
Number and Quantity Domain	7	1418	2.99	1.70	0.51

**2021 ISASP Summary Statistics
Grade 09 Mathematics - Online**

Hispanic Students

Score	N Points	N	Mean	S.D.	Alpha
Mathematics Scale Score	36	4117	511.38	49.06	0.83
Geometry Domain	5	4117	2.39	1.29	0.38
Statistics and Probability Domain	5	4117	2.34	1.28	0.40
Functions Domain	7	4117	2.15	1.54	0.54
Algebra Domain	12	4117	4.58	2.55	0.66
Number and Quantity Domain	7	4117	2.72	1.54	0.39

English Language Learner (ELL) Students

Score	N Points	N	Mean	S.D.	Alpha
Mathematics Scale Score	36	1783	481.53	29.23	0.67
Geometry Domain	5	1783	1.81	1.14	0.20
Statistics and Probability Domain	5	1783	1.68	1.07	0.19
Functions Domain	7	1783	1.36	1.14	0.31
Algebra Domain	12	1783	3.14	1.92	0.46
Number and Quantity Domain	7	1783	2.11	1.27	0.15

Students with Free or Reduced Lunch (FRL)

Score	N Points	N	Mean	S.D.	Alpha
Mathematics Scale Score	36	13611	511.62	48.80	0.83
Geometry Domain	5	13611	2.42	1.32	0.40
Statistics and Probability Domain	5	13611	2.37	1.27	0.38
Functions Domain	7	13611	2.16	1.53	0.53
Algebra Domain	12	13611	4.56	2.51	0.65
Number and Quantity Domain	7	13611	2.71	1.55	0.41

**2021 ISASP Summary Statistics
Grade 09 Mathematics - Online**

Students with an Individual Education Plan (IEP)

Score	N Points	N	Mean	S.D.	Alpha
Mathematics Scale Score	36	3957	482.50	32.47	0.72
Geometry Domain	5	3957	1.81	1.19	0.27
Statistics and Probability Domain	5	3957	1.79	1.13	0.23
Functions Domain	7	3957	1.36	1.21	0.42
Algebra Domain	12	3957	3.19	1.96	0.48
Number and Quantity Domain	7	3957	2.05	1.31	0.20

**2021 ISASP Summary Statistics
Grade 09 Mathematics - Paper**

Total Students

Score	N Points	N	Mean	S.D.	Alpha
Mathematics Scale Score	36	1556	548.17	58.29	0.86
Geometry Domain	5	1556	2.95	1.29	0.42
Statistics and Probability Domain	5	1556	2.79	1.27	0.38
Functions Domain	7	1556	3.45	1.72	0.53
Algebra Domain	12	1556	6.26	2.67	0.70
Number and Quantity Domain	7	1556	3.38	1.74	0.54

Female Students

Score	N Points	N	Mean	S.D.	Alpha
Mathematics Scale Score	36	728	548.00	57.39	0.86
Geometry Domain	5	728	2.90	1.28	0.40
Statistics and Probability Domain	5	728	2.81	1.29	0.42
Functions Domain	7	728	3.44	1.72	0.54
Algebra Domain	12	728	6.33	2.63	0.69
Number and Quantity Domain	7	728	3.35	1.75	0.55

Male Students

Score	N Points	N	Mean	S.D.	Alpha
Mathematics Scale Score	36	828	548.32	59.11	0.86
Geometry Domain	5	828	3.00	1.31	0.44
Statistics and Probability Domain	5	828	2.78	1.24	0.34
Functions Domain	7	828	3.46	1.71	0.53
Algebra Domain	12	828	6.19	2.70	0.71
Number and Quantity Domain	7	828	3.40	1.73	0.53

**2021 ISASP Summary Statistics
Grade 09 Mathematics - Paper**

White Students

Score	N Points	N	Mean	S.D.	Alpha
Mathematics Scale Score	36	1365	552.16	57.72	0.85
Geometry Domain	5	1365	3.03	1.27	0.40
Statistics and Probability Domain	5	1365	2.87	1.23	0.35
Functions Domain	7	1365	3.55	1.69	0.52
Algebra Domain	12	1365	6.41	2.64	0.69
Number and Quantity Domain	7	1365	3.49	1.72	0.53

Black/African American Students

Score	N Points	N	Mean	S.D.	Alpha
Mathematics Scale Score	36	30	507.93	49.02	0.84
Geometry Domain	5	30	2.07	1.46	0.58
Statistics and Probability Domain	5	30	2.23	1.28	0.36
Functions Domain	7	30	2.53	1.55	0.41
Algebra Domain	12	30	5.00	2.44	0.60
Number and Quantity Domain	7	30	1.90	1.58	0.52

Asian Students

Score	N Points	N	Mean	S.D.	Alpha
Mathematics Scale Score	36	15	551.67	59.88	0.87
Geometry Domain	5	15	2.93	1.22	0.33
Statistics and Probability Domain	5	15	2.80	1.57	0.63
Functions Domain	7	15	3.40	1.76	0.53
Algebra Domain	12	15	6.53	2.45	0.62
Number and Quantity Domain	7	15	3.60	2.03	0.70

**2021 ISASP Summary Statistics
Grade 09 Mathematics - Paper**

American Indian/Alaskan Native Students¹

Score	N Points	N	Mean	S.D.	Alpha
Mathematics Scale Score	36	--	--	--	--
Geometry Domain	5	--	--	--	--
Statistics and Probability Domain	5	--	--	--	--
Functions Domain	7	--	--	--	--
Algebra Domain	12	--	--	--	--
Number and Quantity Domain	7	--	--	--	--

¹ The cells containing '--' are due to counts too small to report.

Native Hawaiian/Pacific Islander Students¹

Score	N Points	N	Mean	S.D.	Alpha
Mathematics Scale Score	36	--	--	--	--
Geometry Domain	5	--	--	--	--
Statistics and Probability Domain	5	--	--	--	--
Functions Domain	7	--	--	--	--
Algebra Domain	12	--	--	--	--
Number and Quantity Domain	7	--	--	--	--

¹ The cells containing '--' are due to counts too small to report.

Multi-Racial Students

Score	N Points	N	Mean	S.D.	Alpha
Mathematics Scale Score	36	32	516.41	55.03	0.86
Geometry Domain	5	32	2.59	1.29	0.34
Statistics and Probability Domain	5	32	2.19	1.35	0.44
Functions Domain	7	32	2.56	1.92	0.65
Algebra Domain	12	32	4.69	2.66	0.68
Number and Quantity Domain	7	32	2.75	1.67	0.48

**2021 ISASP Summary Statistics
Grade 09 Mathematics - Paper**

Hispanic Students

Score	N Points	N	Mean	S.D.	Alpha
Mathematics Scale Score	36	105	522.38	54.77	0.86
Geometry Domain	5	105	2.46	1.28	0.37
Statistics and Probability Domain	5	105	2.22	1.39	0.50
Functions Domain	7	105	2.92	1.79	0.58
Algebra Domain	12	105	5.30	2.76	0.73
Number and Quantity Domain	7	105	2.65	1.54	0.41

English Language Learner (ELL) Students

Score	N Points	N	Mean	S.D.	Alpha
Mathematics Scale Score	36	33	494.36	29.71	0.65
Geometry Domain	5	33	2.18	1.16	0.22
Statistics and Probability Domain	5	33	1.88	1.11	0.18
Functions Domain	7	33	1.79	1.19	0.11
Algebra Domain	12	33	4.09	1.99	0.44
Number and Quantity Domain	7	33	2.15	1.25	0.13

Students with Free or Reduced Lunch (FRL)

Score	N Points	N	Mean	S.D.	Alpha
Mathematics Scale Score	36	467	524.21	51.53	0.84
Geometry Domain	5	467	2.58	1.29	0.40
Statistics and Probability Domain	5	467	2.40	1.26	0.34
Functions Domain	7	467	2.91	1.66	0.49
Algebra Domain	12	467	5.21	2.53	0.66
Number and Quantity Domain	7	467	2.81	1.64	0.48

**2021 ISASP Summary Statistics
Grade 09 Mathematics - Paper**

Students with an Individual Education Plan (IEP)

Score	N Points	N	Mean	S.D.	Alpha
Mathematics Scale Score	36	251	491.75	36.03	0.73
Geometry Domain	5	251	1.96	1.17	0.23
Statistics and Probability Domain	5	251	1.88	1.16	0.23
Functions Domain	7	251	2.01	1.37	0.29
Algebra Domain	12	251	3.73	2.12	0.52
Number and Quantity Domain	7	251	2.02	1.27	0.17

**2021 ISASP Summary Statistics
Grade 10 Mathematics - Combined**

Total Students

Score	N Points	N	Mean	S.D.	Alpha
Mathematics Scale Score	36	36124	562.88	59.43	0.87
Geometry Domain	11	36124	5.21	2.65	0.68
Statistics and Probability Domain	6	36124	2.64	1.39	0.39
Functions Domain	5	36124	2.20	1.43	0.56
Algebra Domain	7	36124	3.96	1.96	0.68
Number and Quantity Domain	7	36124	2.91	1.63	0.55

Female Students

Score	N Points	N	Mean	S.D.	Alpha
Mathematics Scale Score	36	17521	562.78	56.55	0.86
Geometry Domain	11	17521	5.28	2.54	0.65
Statistics and Probability Domain	6	17521	2.60	1.35	0.36
Functions Domain	5	17521	2.21	1.40	0.53
Algebra Domain	7	17521	4.02	1.92	0.67
Number and Quantity Domain	7	17521	2.86	1.61	0.53

Male Students

Score	N Points	N	Mean	S.D.	Alpha
Mathematics Scale Score	36	18603	562.97	62.02	0.88
Geometry Domain	11	18603	5.15	2.74	0.71
Statistics and Probability Domain	6	18603	2.67	1.43	0.42
Functions Domain	5	18603	2.19	1.45	0.58
Algebra Domain	7	18603	3.91	2.00	0.69
Number and Quantity Domain	7	18603	2.95	1.65	0.57

**2021 ISASP Summary Statistics
Grade 10 Mathematics - Combined**

White Students

Score	N Points	N	Mean	S.D.	Alpha
Mathematics Scale Score	36	27867	569.92	59.02	0.87
Geometry Domain	11	27867	5.51	2.60	0.67
Statistics and Probability Domain	6	27867	2.77	1.38	0.38
Functions Domain	5	27867	2.33	1.43	0.56
Algebra Domain	7	27867	4.18	1.92	0.67
Number and Quantity Domain	7	27867	3.05	1.63	0.55

Black/African American Students

Score	N Points	N	Mean	S.D.	Alpha
Mathematics Scale Score	36	1895	519.36	40.68	0.79
Geometry Domain	11	1895	3.38	2.19	0.59
Statistics and Probability Domain	6	1895	1.94	1.18	0.25
Functions Domain	5	1895	1.39	1.12	0.33
Algebra Domain	7	1895	2.64	1.71	0.55
Number and Quantity Domain	7	1895	1.92	1.29	0.33

Asian Students

Score	N Points	N	Mean	S.D.	Alpha
Mathematics Scale Score	36	801	588.03	71.68	0.90
Geometry Domain	11	801	6.08	2.84	0.74
Statistics and Probability Domain	6	801	2.81	1.46	0.48
Functions Domain	5	801	2.65	1.52	0.63
Algebra Domain	7	801	4.68	1.95	0.73
Number and Quantity Domain	7	801	3.54	1.89	0.67

**2021 ISASP Summary Statistics
Grade 10 Mathematics - Combined**

American Indian/Alaskan Native Students

Score	N Points	N	Mean	S.D.	Alpha
Mathematics Scale Score	36	137	528.64	47.06	0.83
Geometry Domain	11	137	3.74	2.29	0.61
Statistics and Probability Domain	6	137	2.15	1.32	0.41
Functions Domain	5	137	1.49	1.26	0.46
Algebra Domain	7	137	2.91	1.79	0.59
Number and Quantity Domain	7	137	2.22	1.40	0.36

Native Hawaiian/Pacific Islander Students

Score	N Points	N	Mean	S.D.	Alpha
Mathematics Scale Score	36	129	519.46	46.79	0.84
Geometry Domain	11	129	3.43	2.38	0.65
Statistics and Probability Domain	6	129	1.84	1.31	0.43
Functions Domain	5	129	1.42	1.28	0.51
Algebra Domain	7	129	2.67	1.83	0.63
Number and Quantity Domain	7	129	1.84	1.30	0.35

Multi-Racial Students

Score	N Points	N	Mean	S.D.	Alpha
Mathematics Scale Score	36	1337	550.53	57.40	0.87
Geometry Domain	11	1337	4.69	2.62	0.69
Statistics and Probability Domain	6	1337	2.46	1.38	0.40
Functions Domain	5	1337	1.93	1.39	0.55
Algebra Domain	7	1337	3.64	1.92	0.65
Number and Quantity Domain	7	1337	2.61	1.59	0.54

**2021 ISASP Summary Statistics
Grade 10 Mathematics - Combined**

Hispanic Students

Score	N Points	N	Mean	S.D.	Alpha
Mathematics Scale Score	36	3958	535.86	48.54	0.83
Geometry Domain	11	3958	4.14	2.43	0.64
Statistics and Probability Domain	6	3958	2.14	1.27	0.34
Functions Domain	5	3958	1.70	1.27	0.45
Algebra Domain	7	3958	3.13	1.86	0.62
Number and Quantity Domain	7	3958	2.38	1.40	0.42

English Language Learner (ELL) Students

Score	N Points	N	Mean	S.D.	Alpha
Mathematics Scale Score	36	1856	507.63	29.78	0.66
Geometry Domain	11	1856	2.80	1.87	0.48
Statistics and Probability Domain	6	1856	1.64	1.06	0.21
Functions Domain	5	1856	1.13	0.99	0.25
Algebra Domain	7	1856	2.24	1.49	0.40
Number and Quantity Domain	7	1856	1.88	1.11	0.10

Students with Free or Reduced Lunch (FRL)

Score	N Points	N	Mean	S.D.	Alpha
Mathematics Scale Score	36	12743	537.72	48.85	0.83
Geometry Domain	11	12743	4.21	2.45	0.64
Statistics and Probability Domain	6	12743	2.25	1.30	0.34
Functions Domain	5	12743	1.74	1.28	0.46
Algebra Domain	7	12743	3.20	1.83	0.61
Number and Quantity Domain	7	12743	2.34	1.41	0.41

**2021 ISASP Summary Statistics
Grade 10 Mathematics - Combined**

Students with an Individual Education Plan (IEP)

Score	N Points	N	Mean	S.D.	Alpha
Mathematics Scale Score	36	3702	506.66	32.04	0.69
Geometry Domain	11	3702	2.66	1.85	0.49
Statistics and Probability Domain	6	3702	1.74	1.15	0.25
Functions Domain	5	3702	1.17	1.03	0.29
Algebra Domain	7	3702	2.22	1.49	0.41
Number and Quantity Domain	7	3702	1.74	1.16	0.18

**2021 ISASP Summary Statistics
Grade 10 Mathematics - Online**

Total Students

Score	N Points	N	Mean	S.D.	Alpha
Mathematics Scale Score	36	34635	562.68	59.39	0.87
Geometry Domain	11	34635	5.21	2.65	0.69
Statistics and Probability Domain	6	34635	2.63	1.39	0.40
Functions Domain	5	34635	2.19	1.43	0.56
Algebra Domain	7	34635	3.96	1.96	0.68
Number and Quantity Domain	7	34635	2.90	1.63	0.55

Female Students

Score	N Points	N	Mean	S.D.	Alpha
Mathematics Scale Score	36	16793	562.47	56.46	0.86
Geometry Domain	11	16793	5.27	2.54	0.65
Statistics and Probability Domain	6	16793	2.60	1.34	0.36
Functions Domain	5	16793	2.20	1.40	0.53
Algebra Domain	7	16793	4.01	1.92	0.67
Number and Quantity Domain	7	16793	2.85	1.60	0.53

Male Students

Score	N Points	N	Mean	S.D.	Alpha
Mathematics Scale Score	36	17842	562.88	62.02	0.88
Geometry Domain	11	17842	5.16	2.75	0.71
Statistics and Probability Domain	6	17842	2.67	1.43	0.43
Functions Domain	5	17842	2.19	1.45	0.58
Algebra Domain	7	17842	3.91	2.00	0.69
Number and Quantity Domain	7	17842	2.94	1.65	0.58

**2021 ISASP Summary Statistics
Grade 10 Mathematics - Online**

White Students

Score	N Points	N	Mean	S.D.	Alpha
Mathematics Scale Score	36	26573	569.83	58.95	0.87
Geometry Domain	11	26573	5.51	2.60	0.67
Statistics and Probability Domain	6	26573	2.76	1.39	0.38
Functions Domain	5	26573	2.32	1.43	0.56
Algebra Domain	7	26573	4.18	1.92	0.67
Number and Quantity Domain	7	26573	3.05	1.63	0.55

Black/African American Students

Score	N Points	N	Mean	S.D.	Alpha
Mathematics Scale Score	36	1870	519.41	40.67	0.79
Geometry Domain	11	1870	3.39	2.19	0.59
Statistics and Probability Domain	6	1870	1.93	1.18	0.26
Functions Domain	5	1870	1.39	1.12	0.33
Algebra Domain	7	1870	2.65	1.71	0.55
Number and Quantity Domain	7	1870	1.92	1.29	0.33

Asian Students

Score	N Points	N	Mean	S.D.	Alpha
Mathematics Scale Score	36	781	588.01	71.75	0.90
Geometry Domain	11	781	6.08	2.84	0.74
Statistics and Probability Domain	6	781	2.81	1.46	0.48
Functions Domain	5	781	2.65	1.52	0.63
Algebra Domain	7	781	4.67	1.95	0.73
Number and Quantity Domain	7	781	3.53	1.89	0.67

**2021 ISASP Summary Statistics
Grade 10 Mathematics - Online**

American Indian/Alaskan Native Students

Score	N Points	N	Mean	S.D.	Alpha
Mathematics Scale Score	36	125	529.29	48.42	0.84
Geometry Domain	11	125	3.79	2.33	0.63
Statistics and Probability Domain	6	125	2.14	1.34	0.45
Functions Domain	5	125	1.48	1.27	0.50
Algebra Domain	7	125	2.91	1.80	0.59
Number and Quantity Domain	7	125	2.25	1.43	0.41

Native Hawaiian/Pacific Islander Students

Score	N Points	N	Mean	S.D.	Alpha
Mathematics Scale Score	36	125	519.39	47.45	0.84
Geometry Domain	11	125	3.43	2.41	0.66
Statistics and Probability Domain	6	125	1.82	1.31	0.44
Functions Domain	5	125	1.42	1.30	0.54
Algebra Domain	7	125	2.70	1.85	0.64
Number and Quantity Domain	7	125	1.82	1.32	0.39

Multi-Racial Students

Score	N Points	N	Mean	S.D.	Alpha
Mathematics Scale Score	36	1308	550.55	57.43	0.87
Geometry Domain	11	1308	4.70	2.62	0.69
Statistics and Probability Domain	6	1308	2.45	1.38	0.41
Functions Domain	5	1308	1.93	1.39	0.56
Algebra Domain	7	1308	3.64	1.91	0.65
Number and Quantity Domain	7	1308	2.61	1.59	0.54

**2021 ISASP Summary Statistics
Grade 10 Mathematics - Online**

Hispanic Students

Score	N Points	N	Mean	S.D.	Alpha
Mathematics Scale Score	36	3853	535.85	48.71	0.83
Geometry Domain	11	3853	4.14	2.44	0.64
Statistics and Probability Domain	6	3853	2.14	1.27	0.35
Functions Domain	5	3853	1.70	1.27	0.45
Algebra Domain	7	3853	3.12	1.86	0.62
Number and Quantity Domain	7	3853	2.38	1.40	0.42

English Language Learner (ELL) Students

Score	N Points	N	Mean	S.D.	Alpha
Mathematics Scale Score	36	1814	507.25	29.49	0.65
Geometry Domain	11	1814	2.78	1.87	0.48
Statistics and Probability Domain	6	1814	1.63	1.05	0.20
Functions Domain	5	1814	1.12	0.98	0.23
Algebra Domain	7	1814	2.23	1.48	0.40
Number and Quantity Domain	7	1814	1.87	1.10	0.10

Students with Free or Reduced Lunch (FRL)

Score	N Points	N	Mean	S.D.	Alpha
Mathematics Scale Score	36	12334	537.57	48.91	0.84
Geometry Domain	11	12334	4.21	2.46	0.65
Statistics and Probability Domain	6	12334	2.25	1.30	0.34
Functions Domain	5	12334	1.73	1.28	0.46
Algebra Domain	7	12334	3.20	1.83	0.61
Number and Quantity Domain	7	12334	2.33	1.41	0.42

**2021 ISASP Summary Statistics
Grade 10 Mathematics - Online**

Students with an Individual Education Plan (IEP)

Score	N Points	N	Mean	S.D.	Alpha
Mathematics Scale Score	36	3515	506.74	32.21	0.70
Geometry Domain	11	3515	2.67	1.86	0.50
Statistics and Probability Domain	6	3515	1.73	1.15	0.26
Functions Domain	5	3515	1.16	1.03	0.30
Algebra Domain	7	3515	2.24	1.49	0.41
Number and Quantity Domain	7	3515	1.73	1.16	0.18

**2021 ISASP Summary Statistics
Grade 10 Mathematics - Paper**

Total Students

Score	N Points	N	Mean	S.D.	Alpha
Mathematics Scale Score	36	1489	567.51	60.18	0.87
Geometry Domain	11	1489	5.19	2.62	0.67
Statistics and Probability Domain	6	1489	2.75	1.38	0.34
Functions Domain	5	1489	2.40	1.43	0.54
Algebra Domain	7	1489	4.02	1.97	0.69
Number and Quantity Domain	7	1489	3.13	1.66	0.53

Female Students

Score	N Points	N	Mean	S.D.	Alpha
Mathematics Scale Score	36	728	570.05	58.06	0.86
Geometry Domain	11	728	5.36	2.53	0.65
Statistics and Probability Domain	6	728	2.78	1.35	0.32
Functions Domain	5	728	2.47	1.39	0.49
Algebra Domain	7	728	4.18	1.94	0.69
Number and Quantity Domain	7	728	3.09	1.62	0.50

Male Students

Score	N Points	N	Mean	S.D.	Alpha
Mathematics Scale Score	36	761	565.08	62.07	0.88
Geometry Domain	11	761	5.02	2.70	0.70
Statistics and Probability Domain	6	761	2.73	1.40	0.36
Functions Domain	5	761	2.33	1.47	0.58
Algebra Domain	7	761	3.88	1.99	0.69
Number and Quantity Domain	7	761	3.18	1.70	0.56

**2021 ISASP Summary Statistics
Grade 10 Mathematics - Paper**

White Students

Score	N Points	N	Mean	S.D.	Alpha
Mathematics Scale Score	36	1294	571.66	60.41	0.87
Geometry Domain	11	1294	5.37	2.61	0.67
Statistics and Probability Domain	6	1294	2.82	1.37	0.33
Functions Domain	5	1294	2.49	1.43	0.54
Algebra Domain	7	1294	4.13	1.95	0.69
Number and Quantity Domain	7	1294	3.22	1.68	0.54

Black/African American Students

Score	N Points	N	Mean	S.D.	Alpha
Mathematics Scale Score	36	25	515.32	42.50	0.81
Geometry Domain	11	25	2.84	2.30	0.70
Statistics and Probability Domain	6	25	2.08	1.19	0.12
Functions Domain	5	25	1.32	1.18	0.43
Algebra Domain	7	25	2.56	1.89	0.64
Number and Quantity Domain	7	25	1.88	1.36	0.29

Asian Students

Score	N Points	N	Mean	S.D.	Alpha
Mathematics Scale Score	36	20	589.15	70.46	0.91
Geometry Domain	11	20	6.00	2.94	0.77
Statistics and Probability Domain	6	20	2.75	1.52	0.46
Functions Domain	5	20	2.55	1.73	0.75
Algebra Domain	7	20	4.75	1.92	0.71
Number and Quantity Domain	7	20	3.95	1.57	0.46

**2021 ISASP Summary Statistics
Grade 10 Mathematics - Paper**

American Indian/Alaskan Native Students

Score	N Points	N	Mean	S.D.	Alpha
Mathematics Scale Score	36	12	521.92	29.84	0.60
Geometry Domain	11	12	3.17	1.80	0.41
Statistics and Probability Domain	6	12	2.17	1.11	0.00
Functions Domain	5	12	1.58	1.08	0.08
Algebra Domain	7	12	2.92	1.83	0.61
Number and Quantity Domain	7	12	1.92	1.00	0.00

Native Hawaiian/Pacific Islander Students¹

Score	N Points	N	Mean	S.D.	Alpha
Mathematics Scale Score	36	--	--	--	--
Geometry Domain	11	--	--	--	--
Statistics and Probability Domain	6	--	--	--	--
Functions Domain	5	--	--	--	--
Algebra Domain	7	--	--	--	--
Number and Quantity Domain	7	--	--	--	--

¹ The cells containing '--' are due to counts too small to report.

Multi-Racial Students

Score	N Points	N	Mean	S.D.	Alpha
Mathematics Scale Score	36	29	549.76	57.43	0.87
Geometry Domain	11	29	3.97	2.54	0.69
Statistics and Probability Domain	6	29	2.83	1.36	0.29
Functions Domain	5	29	2.21	1.32	0.43
Algebra Domain	7	29	3.55	2.34	0.83
Number and Quantity Domain	7	29	2.69	1.44	0.36

**2021 ISASP Summary Statistics
Grade 10 Mathematics - Paper**

Hispanic Students

Score	N Points	N	Mean	S.D.	Alpha
Mathematics Scale Score	36	105	536.53	42.34	0.78
Geometry Domain	11	105	3.93	2.03	0.49
Statistics and Probability Domain	6	105	2.09	1.27	0.33
Functions Domain	5	105	1.79	1.28	0.41
Algebra Domain	7	105	3.30	1.80	0.59
Number and Quantity Domain	7	105	2.56	1.34	0.31

English Language Learner (ELL) Students

Score	N Points	N	Mean	S.D.	Alpha
Mathematics Scale Score	36	42	523.93	37.34	0.75
Geometry Domain	11	42	3.31	1.77	0.38
Statistics and Probability Domain	6	42	1.88	1.29	0.45
Functions Domain	5	42	1.62	1.32	0.50
Algebra Domain	7	42	2.79	1.65	0.52
Number and Quantity Domain	7	42	2.36	1.23	0.18

Students with Free or Reduced Lunch (FRL)

Score	N Points	N	Mean	S.D.	Alpha
Mathematics Scale Score	36	409	542.26	46.97	0.81
Geometry Domain	11	409	4.28	2.40	0.63
Statistics and Probability Domain	6	409	2.37	1.28	0.25
Functions Domain	5	409	1.97	1.29	0.40
Algebra Domain	7	409	3.23	1.80	0.58
Number and Quantity Domain	7	409	2.54	1.36	0.25

**2021 ISASP Summary Statistics
Grade 10 Mathematics - Paper**

Students with an Individual Education Plan (IEP)

Score	N Points	N	Mean	S.D.	Alpha
Mathematics Scale Score	36	187	505.30	28.66	0.62
Geometry Domain	11	187	2.49	1.55	0.28
Statistics and Probability Domain	6	187	1.87	1.14	0.15
Functions Domain	5	187	1.30	1.01	0.12
Algebra Domain	7	187	1.86	1.40	0.37
Number and Quantity Domain	7	187	1.84	1.25	0.20

**2021 ISASP Summary Statistics
Grade 11 Mathematics - Combined**

Total Students

Score	N Points	N	Mean	S.D.	Alpha
Mathematics Scale Score	36	33839	593.30	64.87	0.91
Geometry Domain	8	33839	4.17	1.98	0.63
Statistics and Probability Domain	5	33839	2.53	1.50	0.57
Functions Domain	8	33839	3.71	2.29	0.75
Algebra Domain	8	33839	4.58	2.18	0.73
Number and Quantity Domain	7	33839	3.24	2.02	0.68

Female Students

Score	N Points	N	Mean	S.D.	Alpha
Mathematics Scale Score	36	16429	592.62	60.71	0.90
Geometry Domain	8	16429	4.14	1.91	0.59
Statistics and Probability Domain	5	16429	2.49	1.47	0.54
Functions Domain	8	16429	3.76	2.23	0.73
Algebra Domain	8	16429	4.68	2.10	0.71
Number and Quantity Domain	7	16429	3.23	1.95	0.66

Male Students

Score	N Points	N	Mean	S.D.	Alpha
Mathematics Scale Score	36	17410	593.93	68.57	0.92
Geometry Domain	8	17410	4.19	2.05	0.66
Statistics and Probability Domain	5	17410	2.57	1.53	0.60
Functions Domain	8	17410	3.66	2.35	0.76
Algebra Domain	8	17410	4.48	2.25	0.75
Number and Quantity Domain	7	17410	3.25	2.08	0.71

**2021 ISASP Summary Statistics
Grade 11 Mathematics - Combined**

White Students

Score	N Points	N	Mean	S.D.	Alpha
Mathematics Scale Score	36	26653	599.30	64.82	0.91
Geometry Domain	8	26653	4.34	1.97	0.63
Statistics and Probability Domain	5	26653	2.69	1.48	0.56
Functions Domain	8	26653	3.90	2.28	0.74
Algebra Domain	8	26653	4.78	2.13	0.72
Number and Quantity Domain	7	26653	3.39	2.03	0.68

Black/African American Students

Score	N Points	N	Mean	S.D.	Alpha
Mathematics Scale Score	36	1655	549.30	42.54	0.86
Geometry Domain	8	1655	2.93	1.61	0.45
Statistics and Probability Domain	5	1655	1.45	1.26	0.45
Functions Domain	8	1655	2.29	1.87	0.67
Algebra Domain	8	1655	3.11	1.99	0.66
Number and Quantity Domain	7	1655	2.13	1.55	0.49

Asian Students

Score	N Points	N	Mean	S.D.	Alpha
Mathematics Scale Score	36	791	624.74	82.22	0.93
Geometry Domain	8	791	4.79	2.16	0.71
Statistics and Probability Domain	5	791	2.76	1.60	0.65
Functions Domain	8	791	4.68	2.53	0.81
Algebra Domain	8	791	5.44	2.19	0.77
Number and Quantity Domain	7	791	4.03	2.15	0.75

**2021 ISASP Summary Statistics
Grade 11 Mathematics - Combined**

American Indian/Alaskan Native Students

Score	N Points	N	Mean	S.D.	Alpha
Mathematics Scale Score	36	129	559.12	39.80	0.82
Geometry Domain	8	129	3.37	1.55	0.36
Statistics and Probability Domain	5	129	1.91	1.36	0.45
Functions Domain	8	129	2.64	1.79	0.61
Algebra Domain	8	129	3.54	1.78	0.54
Number and Quantity Domain	7	129	2.13	1.60	0.52

Native Hawaiian/Pacific Islander Students

Score	N Points	N	Mean	S.D.	Alpha
Mathematics Scale Score	36	101	548.27	43.13	0.86
Geometry Domain	8	101	2.86	1.39	0.21
Statistics and Probability Domain	5	101	1.31	1.22	0.44
Functions Domain	8	101	2.19	1.87	0.66
Algebra Domain	8	101	3.04	1.99	0.69
Number and Quantity Domain	7	101	2.31	1.76	0.62

Multi-Racial Students

Score	N Points	N	Mean	S.D.	Alpha
Mathematics Scale Score	36	1132	582.40	64.68	0.91
Geometry Domain	8	1132	3.88	1.97	0.63
Statistics and Probability Domain	5	1132	2.28	1.51	0.58
Functions Domain	8	1132	3.31	2.26	0.75
Algebra Domain	8	1132	4.17	2.23	0.74
Number and Quantity Domain	7	1132	2.93	1.97	0.67

**2021 ISASP Summary Statistics
Grade 11 Mathematics - Combined**

Hispanic Students

Score	N Points	N	Mean	S.D.	Alpha
Mathematics Scale Score	36	3378	566.40	51.89	0.89
Geometry Domain	8	3378	3.39	1.74	0.51
Statistics and Probability Domain	5	3378	1.93	1.37	0.47
Functions Domain	8	3378	2.89	2.07	0.71
Algebra Domain	8	3378	3.74	2.11	0.69
Number and Quantity Domain	7	3378	2.55	1.78	0.59

English Language Learner (ELL) Students

Score	N Points	N	Mean	S.D.	Alpha
Mathematics Scale Score	36	1432	534.92	29.91	0.76
Geometry Domain	8	1432	2.51	1.34	0.25
Statistics and Probability Domain	5	1432	1.09	0.96	0.13
Functions Domain	8	1432	1.70	1.46	0.52
Algebra Domain	8	1432	2.51	1.69	0.54
Number and Quantity Domain	7	1432	1.83	1.38	0.39

Students with Free or Reduced Lunch (FRL)

Score	N Points	N	Mean	S.D.	Alpha
Mathematics Scale Score	36	10787	564.55	50.18	0.88
Geometry Domain	8	10787	3.41	1.75	0.52
Statistics and Probability Domain	5	10787	1.95	1.40	0.49
Functions Domain	8	10787	2.76	2.01	0.69
Algebra Domain	8	10787	3.66	2.08	0.69
Number and Quantity Domain	7	10787	2.47	1.74	0.57

**2021 ISASP Summary Statistics
Grade 11 Mathematics - Combined**

Students with an Individual Education Plan (IEP)

Score	N Points	N	Mean	S.D.	Alpha
Mathematics Scale Score	36	3075	533.48	31.17	0.77
Geometry Domain	8	3075	2.52	1.37	0.33
Statistics and Probability Domain	5	3075	1.16	1.05	0.27
Functions Domain	8	3075	1.57	1.41	0.51
Algebra Domain	8	3075	2.40	1.64	0.52
Number and Quantity Domain	7	3075	1.69	1.31	0.33

**2021 ISASP Summary Statistics
Grade 11 Mathematics - Online**

Total Students

Score	N Points	N	Mean	S.D.	Alpha
Mathematics Scale Score	36	32453	592.92	64.87	0.91
Geometry Domain	8	32453	4.15	1.98	0.63
Statistics and Probability Domain	5	32453	2.52	1.50	0.57
Functions Domain	8	32453	3.70	2.30	0.75
Algebra Domain	8	32453	4.56	2.18	0.73
Number and Quantity Domain	7	32453	3.23	2.02	0.68

Female Students

Score	N Points	N	Mean	S.D.	Alpha
Mathematics Scale Score	36	15760	592.22	60.70	0.90
Geometry Domain	8	15760	4.13	1.91	0.60
Statistics and Probability Domain	5	15760	2.48	1.47	0.54
Functions Domain	8	15760	3.75	2.23	0.73
Algebra Domain	8	15760	4.66	2.10	0.71
Number and Quantity Domain	7	15760	3.21	1.95	0.66

Male Students

Score	N Points	N	Mean	S.D.	Alpha
Mathematics Scale Score	36	16693	593.58	68.57	0.92
Geometry Domain	8	16693	4.18	2.05	0.66
Statistics and Probability Domain	5	16693	2.57	1.53	0.60
Functions Domain	8	16693	3.65	2.35	0.76
Algebra Domain	8	16693	4.47	2.25	0.75
Number and Quantity Domain	7	16693	3.24	2.08	0.71

**2021 ISASP Summary Statistics
Grade 11 Mathematics - Online**

White Students

Score	N Points	N	Mean	S.D.	Alpha
Mathematics Scale Score	36	25420	599.07	64.86	0.91
Geometry Domain	8	25420	4.33	1.97	0.63
Statistics and Probability Domain	5	25420	2.68	1.48	0.55
Functions Domain	8	25420	3.89	2.28	0.74
Algebra Domain	8	25420	4.77	2.13	0.72
Number and Quantity Domain	7	25420	3.38	2.03	0.68

Black/African American Students

Score	N Points	N	Mean	S.D.	Alpha
Mathematics Scale Score	36	1639	549.30	42.54	0.86
Geometry Domain	8	1639	2.93	1.61	0.45
Statistics and Probability Domain	5	1639	1.45	1.26	0.44
Functions Domain	8	1639	2.29	1.87	0.67
Algebra Domain	8	1639	3.11	1.99	0.66
Number and Quantity Domain	7	1639	2.13	1.55	0.49

Asian Students

Score	N Points	N	Mean	S.D.	Alpha
Mathematics Scale Score	36	774	623.96	81.96	0.93
Geometry Domain	8	774	4.77	2.16	0.71
Statistics and Probability Domain	5	774	2.75	1.60	0.65
Functions Domain	8	774	4.66	2.52	0.81
Algebra Domain	8	774	5.42	2.19	0.77
Number and Quantity Domain	7	774	4.02	2.14	0.75

**2021 ISASP Summary Statistics
Grade 11 Mathematics - Online**

American Indian/Alaskan Native Students

Score	N Points	N	Mean	S.D.	Alpha
Mathematics Scale Score	36	119	558.39	38.00	0.82
Geometry Domain	8	119	3.32	1.51	0.34
Statistics and Probability Domain	5	119	1.92	1.37	0.46
Functions Domain	8	119	2.64	1.76	0.61
Algebra Domain	8	119	3.55	1.77	0.53
Number and Quantity Domain	7	119	2.11	1.57	0.50

Native Hawaiian/Pacific Islander Students

Score	N Points	N	Mean	S.D.	Alpha
Mathematics Scale Score	36	98	547.90	43.52	0.86
Geometry Domain	8	98	2.84	1.40	0.22
Statistics and Probability Domain	5	98	1.28	1.23	0.46
Functions Domain	8	98	2.21	1.89	0.67
Algebra Domain	8	98	3.06	2.02	0.70
Number and Quantity Domain	7	98	2.24	1.70	0.58

Multi-Racial Students

Score	N Points	N	Mean	S.D.	Alpha
Mathematics Scale Score	36	1105	582.27	64.87	0.91
Geometry Domain	8	1105	3.87	1.97	0.63
Statistics and Probability Domain	5	1105	2.27	1.50	0.57
Functions Domain	8	1105	3.31	2.27	0.75
Algebra Domain	8	1105	4.16	2.24	0.74
Number and Quantity Domain	7	1105	2.93	1.97	0.67

**2021 ISASP Summary Statistics
Grade 11 Mathematics - Online**

Hispanic Students

Score	N Points	N	Mean	S.D.	Alpha
Mathematics Scale Score	36	3298	566.03	51.61	0.88
Geometry Domain	8	3298	3.38	1.74	0.51
Statistics and Probability Domain	5	3298	1.94	1.37	0.46
Functions Domain	8	3298	2.88	2.07	0.71
Algebra Domain	8	3298	3.72	2.11	0.69
Number and Quantity Domain	7	3298	2.54	1.77	0.59

English Language Learner (ELL) Students

Score	N Points	N	Mean	S.D.	Alpha
Mathematics Scale Score	36	1404	534.47	29.50	0.76
Geometry Domain	8	1404	2.49	1.33	0.24
Statistics and Probability Domain	5	1404	1.09	0.96	0.13
Functions Domain	8	1404	1.68	1.45	0.52
Algebra Domain	8	1404	2.48	1.68	0.53
Number and Quantity Domain	7	1404	1.81	1.37	0.38

Students with Free or Reduced Lunch (FRL)

Score	N Points	N	Mean	S.D.	Alpha
Mathematics Scale Score	36	10453	564.20	49.95	0.88
Geometry Domain	8	10453	3.40	1.75	0.52
Statistics and Probability Domain	5	10453	1.94	1.39	0.49
Functions Domain	8	10453	2.75	2.00	0.69
Algebra Domain	8	10453	3.65	2.08	0.69
Number and Quantity Domain	7	10453	2.47	1.74	0.57

**2021 ISASP Summary Statistics
Grade 11 Mathematics - Online**

Students with an Individual Education Plan (IEP)

Score	N Points	N	Mean	S.D.	Alpha
Mathematics Scale Score	36	2907	533.14	31.24	0.77
Geometry Domain	8	2907	2.50	1.37	0.33
Statistics and Probability Domain	5	2907	1.16	1.05	0.26
Functions Domain	8	2907	1.56	1.42	0.51
Algebra Domain	8	2907	2.37	1.62	0.52
Number and Quantity Domain	7	2907	1.69	1.31	0.33

**2021 ISASP Summary Statistics
Grade 11 Mathematics - Paper**

Total Students

Score	N Points	N	Mean	S.D.	Alpha
Mathematics Scale Score	36	1386	602.18	64.35	0.91
Geometry Domain	8	1386	4.48	1.96	0.61
Statistics and Probability Domain	5	1386	2.69	1.55	0.62
Functions Domain	8	1386	3.89	2.21	0.74
Algebra Domain	8	1386	4.92	2.04	0.70
Number and Quantity Domain	7	1386	3.56	2.02	0.68

Female Students

Score	N Points	N	Mean	S.D.	Alpha
Mathematics Scale Score	36	669	602.06	60.18	0.90
Geometry Domain	8	669	4.43	1.89	0.58
Statistics and Probability Domain	5	669	2.64	1.52	0.60
Functions Domain	8	669	3.99	2.19	0.74
Algebra Domain	8	669	5.02	1.92	0.67
Number and Quantity Domain	7	669	3.61	1.95	0.66

Male Students

Score	N Points	N	Mean	S.D.	Alpha
Mathematics Scale Score	36	717	602.29	68.05	0.92
Geometry Domain	8	717	4.52	2.02	0.64
Statistics and Probability Domain	5	717	2.74	1.59	0.65
Functions Domain	8	717	3.79	2.24	0.75
Algebra Domain	8	717	4.82	2.15	0.72
Number and Quantity Domain	7	717	3.52	2.09	0.70

**2021 ISASP Summary Statistics
Grade 11 Mathematics - Paper**

White Students

Score	N Points	N	Mean	S.D.	Alpha
Mathematics Scale Score	36	1233	604.08	63.76	0.91
Geometry Domain	8	1233	4.52	1.96	0.62
Statistics and Probability Domain	5	1233	2.77	1.53	0.61
Functions Domain	8	1233	3.95	2.18	0.73
Algebra Domain	8	1233	4.97	2.02	0.69
Number and Quantity Domain	7	1233	3.62	2.00	0.67

Black/African American Students

Score	N Points	N	Mean	S.D.	Alpha
Mathematics Scale Score	36	16	549.19	43.61	0.86
Geometry Domain	8	16	2.81	1.76	0.58
Statistics and Probability Domain	5	16	1.19	1.28	0.53
Functions Domain	8	16	2.19	2.04	0.72
Algebra Domain	8	16	3.44	1.79	0.45
Number and Quantity Domain	7	16	2.25	1.61	0.46

Asian Students

Score	N Points	N	Mean	S.D.	Alpha
Mathematics Scale Score	36	17	660.06	88.58	0.95
Geometry Domain	8	17	5.88	1.96	0.70
Statistics and Probability Domain	5	17	3.06	1.68	0.71
Functions Domain	8	17	5.71	2.57	0.91
Algebra Domain	8	17	6.41	2.06	0.81
Number and Quantity Domain	7	17	4.59	2.45	0.85

**2021 ISASP Summary Statistics
Grade 11 Mathematics - Paper**

American Indian/Alaskan Native Students

Score	N Points	N	Mean	S.D.	Alpha
Mathematics Scale Score	36	10	567.80	59.21	0.89
Geometry Domain	8	10	4.00	1.94	0.54
Statistics and Probability Domain	5	10	1.90	1.29	0.39
Functions Domain	8	10	2.70	2.16	0.70
Algebra Domain	8	10	3.50	1.96	0.66
Number and Quantity Domain	7	10	2.40	2.01	0.74

Native Hawaiian/Pacific Islander Students¹

Score	N Points	N	Mean	S.D.	Alpha
Mathematics Scale Score	36	--	--	--	--
Geometry Domain	8	--	--	--	--
Statistics and Probability Domain	5	--	--	--	--
Functions Domain	8	--	--	--	--
Algebra Domain	8	--	--	--	--
Number and Quantity Domain	7	--	--	--	--

¹ The cells containing '--' are due to counts too small to report.

Multi-Racial Students

Score	N Points	N	Mean	S.D.	Alpha
Mathematics Scale Score	36	27	587.74	57.20	0.90
Geometry Domain	8	27	4.26	1.89	0.55
Statistics and Probability Domain	5	27	2.37	1.84	0.79
Functions Domain	8	27	3.30	2.11	0.71
Algebra Domain	8	27	4.67	2.04	0.67
Number and Quantity Domain	7	27	3.15	2.03	0.71

**2021 ISASP Summary Statistics
Grade 11 Mathematics - Paper**

Hispanic Students

Score	N Points	N	Mean	S.D.	Alpha
Mathematics Scale Score	36	80	581.83	60.83	0.91
Geometry Domain	8	80	4.03	1.76	0.47
Statistics and Probability Domain	5	80	1.86	1.51	0.61
Functions Domain	8	80	3.41	2.34	0.77
Algebra Domain	8	80	4.45	2.08	0.68
Number and Quantity Domain	7	80	2.93	2.05	0.71

English Language Learner (ELL) Students

Score	N Points	N	Mean	S.D.	Alpha
Mathematics Scale Score	36	28	557.18	40.69	0.81
Geometry Domain	8	28	3.25	1.53	0.33
Statistics and Probability Domain	5	28	1.32	1.16	0.34
Functions Domain	8	28	2.29	1.58	0.52
Algebra Domain	8	28	3.68	1.63	0.39
Number and Quantity Domain	7	28	2.68	1.56	0.44

Students with Free or Reduced Lunch (FRL)

Score	N Points	N	Mean	S.D.	Alpha
Mathematics Scale Score	36	334	575.51	55.92	0.89
Geometry Domain	8	334	3.77	1.86	0.56
Statistics and Probability Domain	5	334	2.13	1.54	0.61
Functions Domain	8	334	2.98	2.04	0.71
Algebra Domain	8	334	4.18	2.04	0.66
Number and Quantity Domain	7	334	2.78	1.90	0.63

**2021 ISASP Summary Statistics
Grade 11 Mathematics - Paper**

Students with an Individual Education Plan (IEP)

Score	N Points	N	Mean	S.D.	Alpha
Mathematics Scale Score	36	168	539.21	29.49	0.74
Geometry Domain	8	168	2.76	1.49	0.36
Statistics and Probability Domain	5	168	1.17	1.13	0.38
Functions Domain	8	168	1.70	1.32	0.42
Algebra Domain	8	168	2.95	1.76	0.51
Number and Quantity Domain	7	168	1.80	1.34	0.31

Internal Consistency Reports

2021 ISASP Subscale Pearson Correlation Coefficients

Grade 03 Mathematics

Score	Mathematics Scale Score	Operations and Algebraic Thinking	Number and Operations in Base Ten	Number and Operations - Fractions	Measurement and Data	Geometry
Mathematics Scale Score	1.00	0.90	0.78	0.73	0.89	0.68
Operations and Algebraic Thinking Domain	0.90	1.00	0.65	0.59	0.74	0.55
Number and Operations in Base Ten Domain	0.78	0.65	1.00	0.49	0.63	0.46
Number and Operations - Fractions Domain	0.73	0.59	0.49	1.00	0.58	0.46
Measurement and Data Domain	0.89	0.74	0.63	0.58	1.00	0.54
Geometry Domain	0.68	0.55	0.46	0.46	0.54	1.00

Grade 04 Mathematics

Score	Mathematics Scale Score	Operations and Algebraic Thinking	Number and Operations in Base Ten	Number and Operations - Fractions	Measurement and Data	Geometry
Mathematics Scale Score	1.00	0.80	0.83	0.84	0.86	0.68
Operations and Algebraic Thinking Domain	0.80	1.00	0.66	0.62	0.60	0.46
Number and Operations in Base Ten Domain	0.83	0.66	1.00	0.63	0.62	0.48
Number and Operations - Fractions Domain	0.84	0.62	0.63	1.00	0.64	0.49
Measurement and Data Domain	0.86	0.60	0.62	0.64	1.00	0.50
Geometry Domain	0.68	0.46	0.48	0.49	0.50	1.00

2021 ISASP Subscale Pearson Correlation Coefficients

Grade 05 Mathematics

Score	Mathematics Scale Score	Operations and Algebraic Thinking	Number and Operations in Base Ten	Number and Operations - Fractions	Measurement and Data	Geometry
Mathematics Scale Score	1.00	0.74	0.85	0.88	0.83	0.73
Operations and Algebraic Thinking Domain	0.74	1.00	0.58	0.58	0.51	0.49
Number and Operations in Base Ten Domain	0.85	0.58	1.00	0.69	0.63	0.54
Number and Operations - Fractions Domain	0.88	0.58	0.69	1.00	0.66	0.57
Measurement and Data Domain	0.83	0.51	0.63	0.66	1.00	0.53
Geometry Domain	0.73	0.49	0.54	0.57	0.53	1.00

Grade 06 Mathematics

Score	Mathematics Scale Score	Ratios and Proportional Relationships	The Number System	Expressions and Equations	Statistics and Probability	Geometry
Mathematics Scale Score	1.00	0.80	0.84	0.87	0.71	0.70
Ratios and Proportional Relationships Domain	0.80	1.00	0.69	0.65	0.45	0.43
The Number System Domain	0.84	0.69	1.00	0.68	0.50	0.49
Expressions and Equations Domain	0.87	0.65	0.68	1.00	0.52	0.51
Statistics and Probability Domain	0.71	0.45	0.50	0.52	1.00	0.43
Geometry Domain	0.70	0.43	0.49	0.51	0.43	1.00

2021 ISASP Subscale Pearson Correlation Coefficients

Grade 07 Mathematics

Score	Mathematics Scale Score	Ratios and Proportional Relationships	The Number System	Expressions and Equations	Statistics and Probability	Geometry
Mathematics Scale Score	1.00	0.82	0.84	0.87	0.78	0.75
Ratios and Proportional Relationships Domain	0.82	1.00	0.62	0.65	0.58	0.52
The Number System Domain	0.84	0.62	1.00	0.67	0.59	0.56
Expressions and Equations Domain	0.87	0.65	0.67	1.00	0.62	0.57
Statistics and Probability Domain	0.78	0.58	0.59	0.62	1.00	0.51
Geometry Domain	0.75	0.52	0.56	0.57	0.51	1.00

Grade 08 Mathematics

Score	Mathematics Scale Score	Functions	The Number System	Expressions and Equations	Statistics and Probability	Geometry
Mathematics Scale Score	1.00	0.82	0.74	0.91	0.81	0.78
Functions Domain	0.82	1.00	0.54	0.67	0.62	0.56
The Number System Domain	0.74	0.54	1.00	0.63	0.56	0.51
Expressions and Equations Domain	0.91	0.67	0.63	1.00	0.67	0.61
Statistics and Probability Domain	0.81	0.62	0.56	0.67	1.00	0.58
Geometry Domain	0.78	0.56	0.51	0.61	0.58	1.00

2021 ISASP Subscale Pearson Correlation Coefficients

Grade 09 Mathematics

Score	Mathematics Scale Score	Geometry	Statistics and Probability	Functions	Algebra	Number and Quantity
Mathematics Scale Score	1.00	0.72	0.70	0.82	0.89	0.79
Geometry Domain	0.72	1.00	0.46	0.52	0.57	0.50
Statistics and Probability Domain	0.70	0.46	1.00	0.49	0.54	0.48
Functions Domain	0.82	0.52	0.49	1.00	0.67	0.56
Algebra Domain	0.89	0.57	0.54	0.67	1.00	0.61
Number and Quantity Domain	0.79	0.50	0.48	0.56	0.61	1.00

Grade 10 Mathematics

Score	Mathematics Scale Score	Geometry	Statistics and Probability	Functions	Algebra	Number and Quantity
Mathematics Scale Score	1.00	0.87	0.69	0.78	0.83	0.80
Geometry Domain	0.87	1.00	0.50	0.60	0.65	0.60
Statistics and Probability Domain	0.69	0.50	1.00	0.45	0.48	0.45
Functions Domain	0.78	0.60	0.45	1.00	0.61	0.57
Algebra Domain	0.83	0.65	0.48	0.61	1.00	0.59
Number and Quantity Domain	0.80	0.60	0.45	0.57	0.59	1.00

2021 ISASP Subscale Pearson Correlation Coefficients

Grade 11 Mathematics

Score	Mathematics Scale Score	Geometry	Statistics and Probability	Functions	Algebra	Number and Quantity
Mathematics Scale Score	1.00	0.83	0.77	0.88	0.84	0.84
Geometry Domain	0.83	1.00	0.62	0.69	0.66	0.63
Statistics and Probability Domain	0.77	0.62	1.00	0.64	0.62	0.59
Functions Domain	0.88	0.69	0.64	1.00	0.74	0.70
Algebra Domain	0.84	0.66	0.62	0.74	1.00	0.67
Number and Quantity Domain	0.84	0.63	0.59	0.70	0.67	1.00

Classification Consistency and Accuracy Reports

**2021 ISASP Mathematics
Classification Consistency & Accuracy
2 Groups: Not Yet Proficient, Proficient**

Grade	Classification Consistency	Classification Accuracy
03	88.1	91.6
04	87.0	90.8
05	86.6	90.5
06	86.5	90.4
07	85.2	89.5
08	86.0	90.0
09	84.5	89.0
10	85.0	89.3
11	87.7	91.2

**2021 ISASP Mathematics
Classification Consistency & Accuracy
3 Groups: Not Yet Proficient, Proficient, Advanced**

Grade	Classification Consistency	Classification Accuracy
03	78.2	84.5
04	79.4	85.3
05	79.8	85.6
06	79.0	85.1
07	80.6	86.2
08	81.2	86.6
09	78.1	84.4
10	78.9	84.9
11	81.6	86.9

2021 ISASP Mathematics - Grade 03
Classification Accuracy Relative to Observed Scores
3 Groups: Not Yet Proficient, Proficient, Advanced

True Achievement Level	Not Yet Proficient Observed	Proficient Observed	Advanced Observed	Marginal Observed
Not Yet Proficient	0.24935	0.04211	0.00000	0.29147
Proficient	0.04156	0.45046	0.04220	0.53422
Advanced	0.00000	0.02926	0.14505	0.17431
Marginal	0.29092	0.52184	0.18724	1.00000

2021 ISASP Mathematics - Grade 04
Classification Accuracy Relative to Observed Scores
3 Groups: Not Yet Proficient, Proficient, Advanced

True Achievement Level	Not Yet Proficient Observed	Proficient Observed	Advanced Observed	Marginal Observed
Not Yet Proficient	0.28148	0.04547	0.00000	0.32695
Proficient	0.04590	0.49441	0.03631	0.57662
Advanced	0.00000	0.01894	0.07749	0.09643
Marginal	0.32738	0.55881	0.11380	1.00000

2021 ISASP Mathematics - Grade 05
Classification Accuracy Relative to Observed Scores
3 Groups: Not Yet Proficient, Proficient, Advanced

True Achievement Level	Not Yet Proficient Observed	Proficient Observed	Advanced Observed	Marginal Observed
Not Yet Proficient	0.32051	0.04869	0.00000	0.36920
Proficient	0.04534	0.43537	0.03198	0.51269
Advanced	0.00000	0.01781	0.10031	0.11812
Marginal	0.36585	0.50187	0.13228	1.00000

2021 ISASP Mathematics - Grade 06
Classification Accuracy Relative to Observed Scores
3 Groups: Not Yet Proficient, Proficient, Advanced

True Achievement Level	Not Yet Proficient Observed	Proficient Observed	Advanced Observed	Marginal Observed
Not Yet Proficient	0.28885	0.04772	0.00000	0.33657
Proficient	0.04784	0.46043	0.03506	0.54333
Advanced	0.00000	0.01887	0.10123	0.12010
Marginal	0.33668	0.52703	0.13629	1.00000

2021 ISASP Mathematics - Grade 07
Classification Accuracy Relative to Observed Scores
3 Groups: Not Yet Proficient, Proficient, Advanced

True Achievement Level	Not Yet Proficient Observed	Proficient Observed	Advanced Observed	Marginal Observed
Not Yet Proficient	0.31272	0.05510	0.00000	0.36782
Proficient	0.04938	0.49016	0.02300	0.56254
Advanced	0.00000	0.01074	0.05890	0.06964
Marginal	0.36211	0.55599	0.08190	1.00000

2021 ISASP Mathematics - Grade 08
Classification Accuracy Relative to Observed Scores
3 Groups: Not Yet Proficient, Proficient, Advanced

True Achievement Level	Not Yet Proficient Observed	Proficient Observed	Advanced Observed	Marginal Observed
Not Yet Proficient	0.26688	0.05111	0.00000	0.31799
Proficient	0.04792	0.53471	0.02324	0.60587
Advanced	0.00000	0.01170	0.06444	0.07614
Marginal	0.31480	0.59752	0.08768	1.00000

2021 ISASP Mathematics - Grade 09
Classification Accuracy Relative to Observed Scores
3 Groups: Not Yet Proficient, Proficient, Advanced

True Achievement Level	Not Yet Proficient Observed	Proficient Observed	Advanced Observed	Marginal Observed
Not Yet Proficient	0.33546	0.05604	0.00000	0.39150
Proficient	0.05370	0.44569	0.03128	0.53067
Advanced	0.00000	0.01488	0.06294	0.07783
Marginal	0.38917	0.51661	0.09422	1.00000

2021 ISASP Mathematics - Grade 10
Classification Accuracy Relative to Observed Scores
3 Groups: Not Yet Proficient, Proficient, Advanced

True Achievement Level	Not Yet Proficient Observed	Proficient Observed	Advanced Observed	Marginal Observed
Not Yet Proficient	0.31520	0.05389	0.00000	0.36910
Proficient	0.05234	0.46917	0.03013	0.55164
Advanced	0.00000	0.01420	0.06507	0.07927
Marginal	0.36754	0.53726	0.09520	1.00000

2021 ISASP Mathematics - Grade 11
Classification Accuracy Relative to Observed Scores
3 Groups: Not Yet Proficient, Proficient, Advanced

True Achievement Level	Not Yet Proficient Observed	Proficient Observed	Advanced Observed	Marginal Observed
Not Yet Proficient	0.30969	0.04524	0.00000	0.35493
Proficient	0.04165	0.46035	0.02816	0.53016
Advanced	0.00000	0.01582	0.09909	0.11491
Marginal	0.35134	0.52141	0.12725	1.00000

Dimensionality Reports

2021 ISASP Dimensionality Report

Mathematics

Grade	1st to 2nd Eigenvalue Ratio	2nd to 3rd Eigenvalue Ratio	Variance Explained by 1st Eigenvalue
3	5.4	1.1	64.1%
4	5.4	1.4	64.5%
5	5.4	1.1	63.5%
6	5.3	1.1	62.3%
7	5.9	1.3	66.2%
8	6.7	1.1	67.8%
9	6.1	1.0	63.5%
10	5.0	1.3	63.1%
11	8.7	1.1	73.0%

DIF Reports

2021 ISASP C-DIF Summary Report

Number of C-DIF Flagged Items by Grade - Mathematics

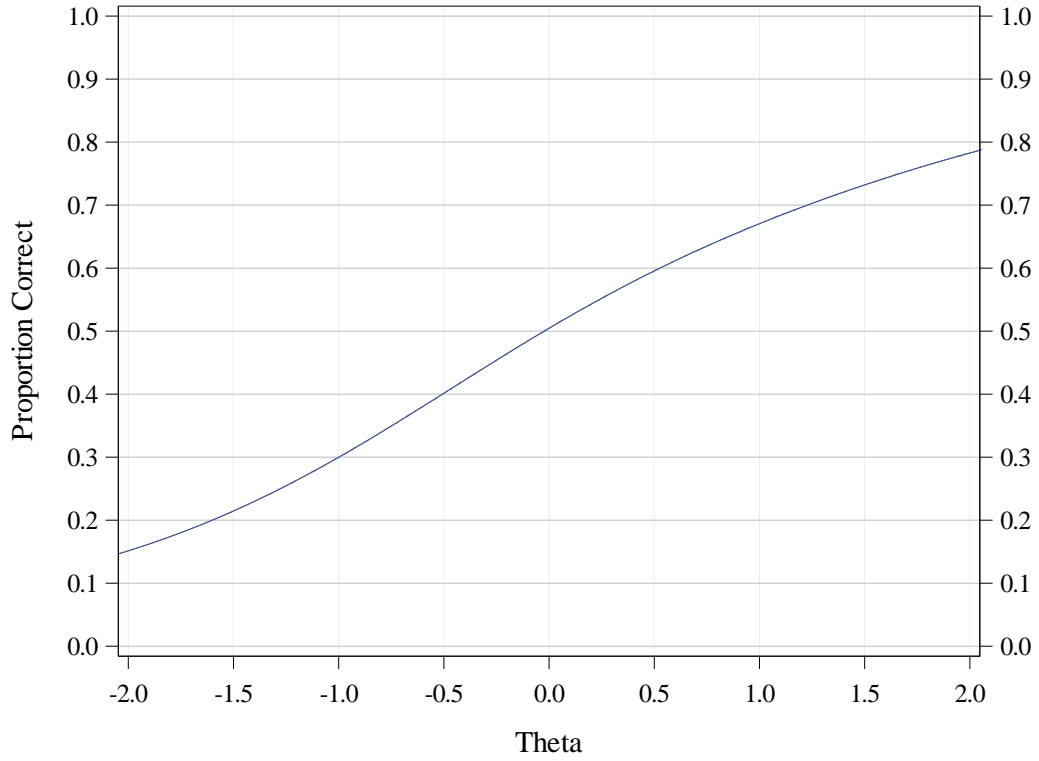
Grade	Total Number of Items on the Test	Total Number of Items with C-DIF, not including Paper/ Online	Female / Male	African American / White	Hispanic/ Non-Hispanic White	FRL Eligible /Not FRL Eligible	IEP / No IEP	ELL / Non-ELL	Items Rejected for C-DIF
3	35	0	0	0	0	0	0	0	0
4	37	1	1	0	0	0	0	0	0
5	40	0	0	0	0	0	0	0	0
6	42	1	0	0	0	0	1	0	0
7	45	1	0	0	0	0	0	1	0
8	47	0	0	0	0	0	0	0	0
9	35	0	0	0	0	0	0	0	0
10	35	1	0	0	0	0	0	1	0
11	35	3	1	0	0	0	1	1	0

Science

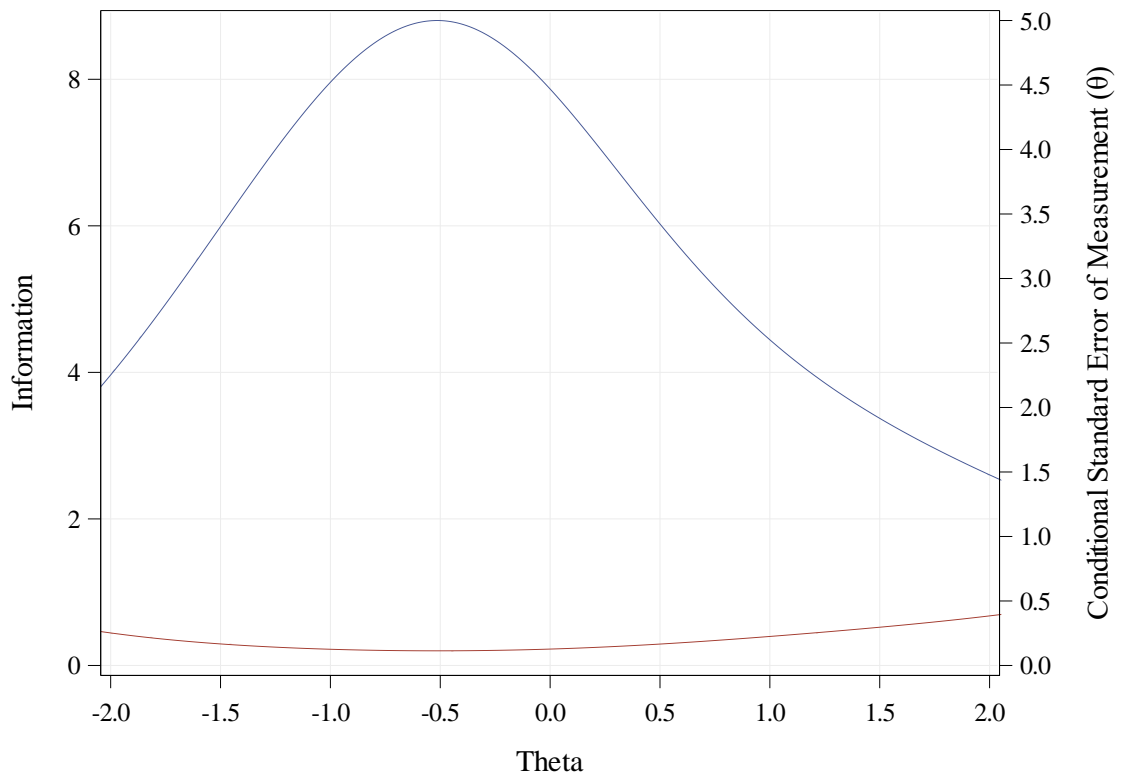
Form Reports

2021 ISASP Form Summary
Grade 05 Science

Test Characteristic Curve

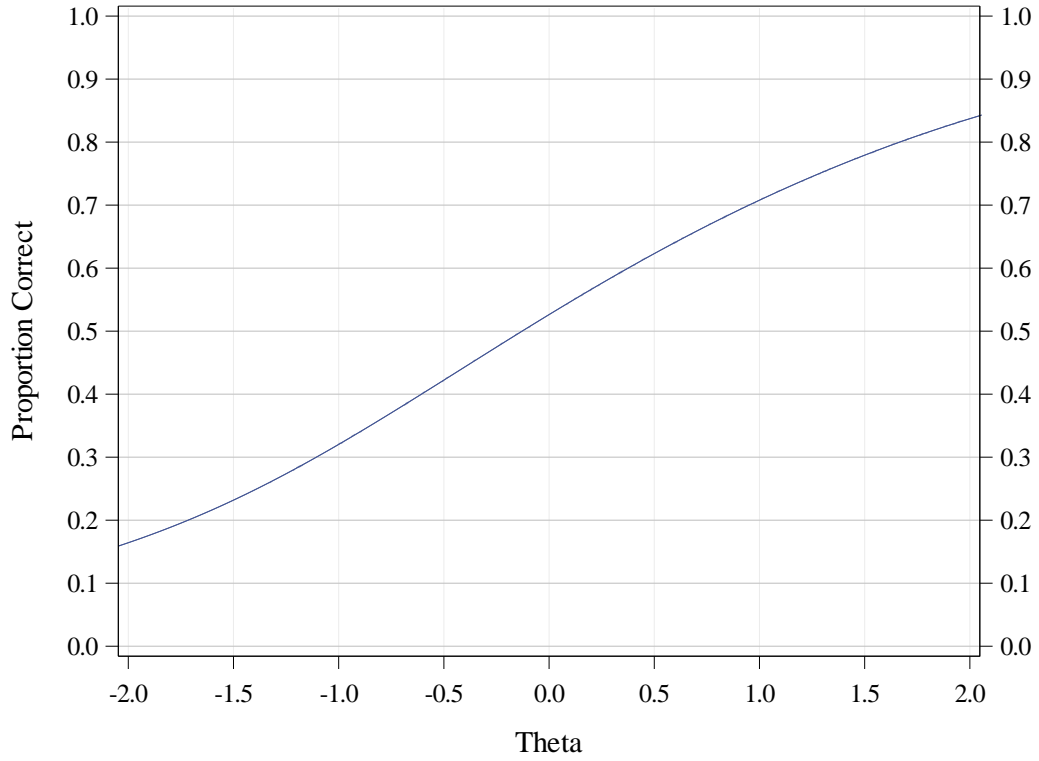


Test Information

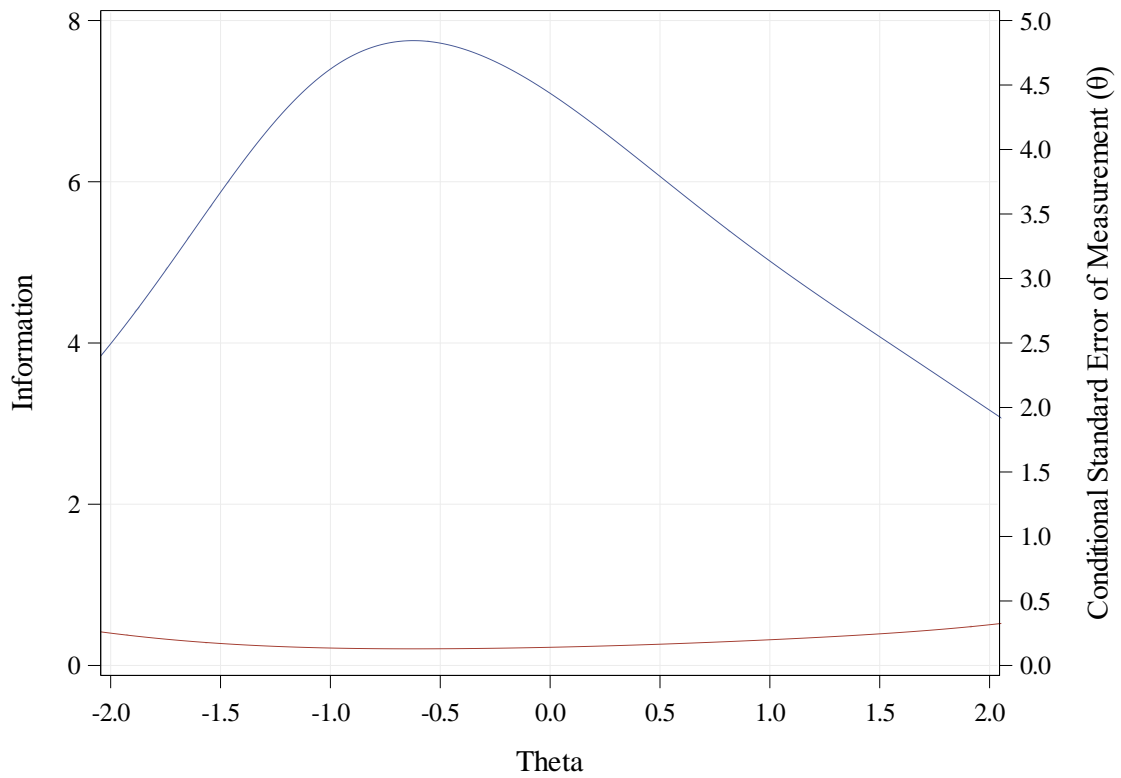


2021 ISASP Form Summary
Grade 08 Science

Test Characteristic Curve

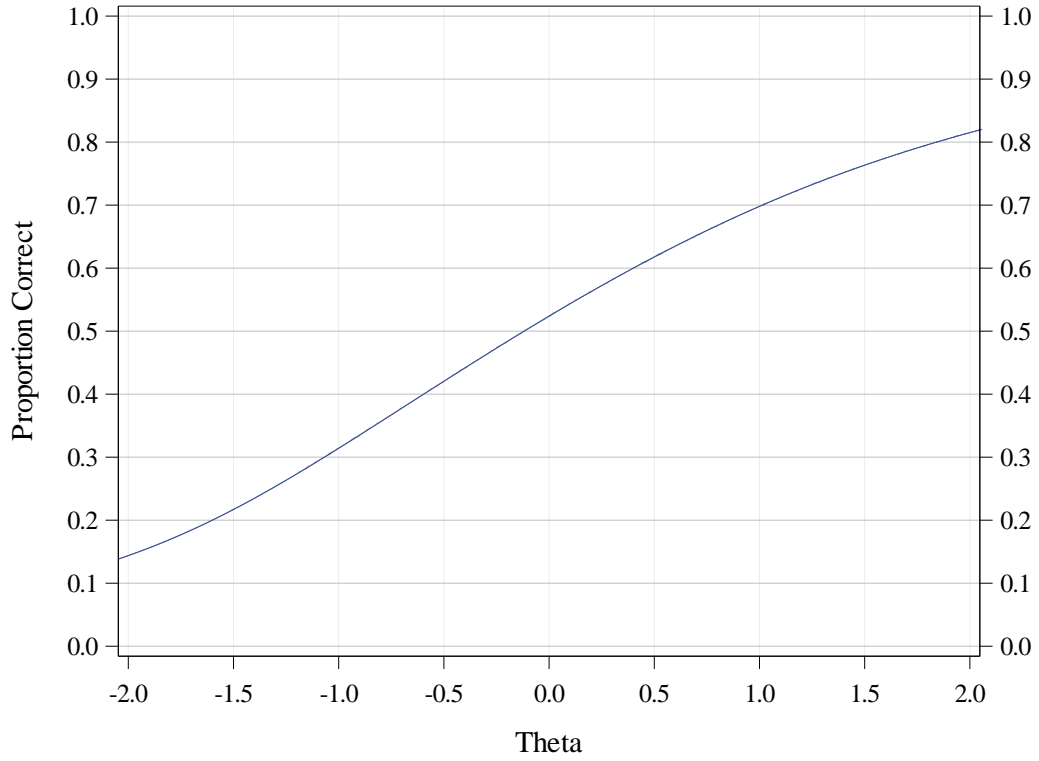


Test Information

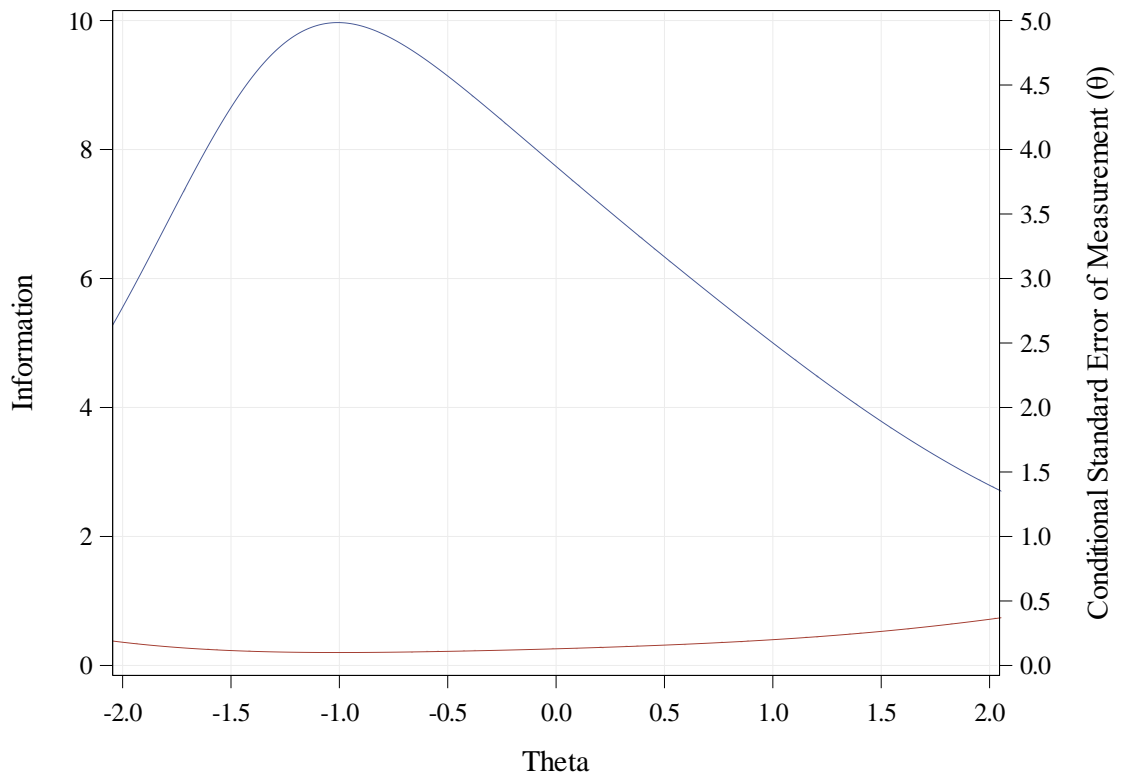


2021 ISASP Form Summary
Grade 10 Science

Test Characteristic Curve



Test Information

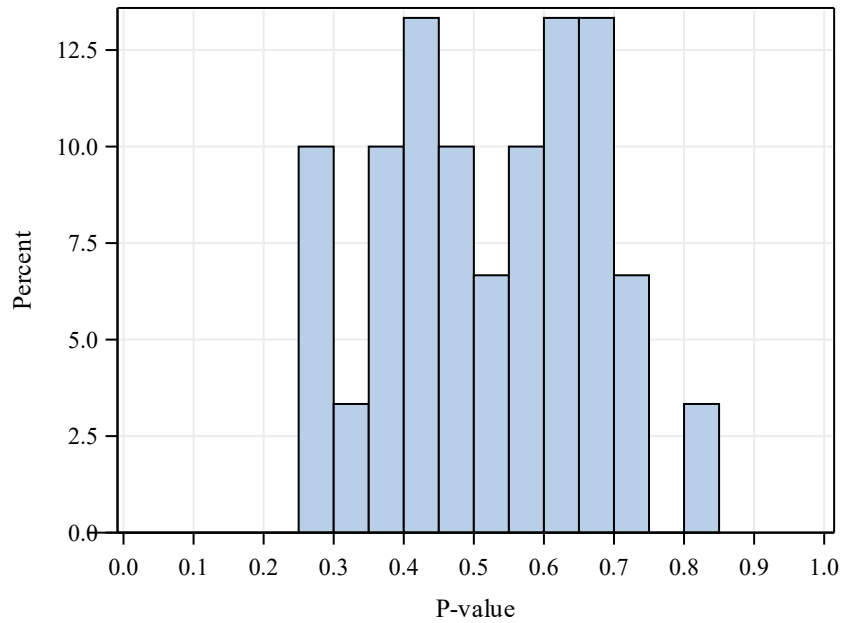


Item Statistics Reports

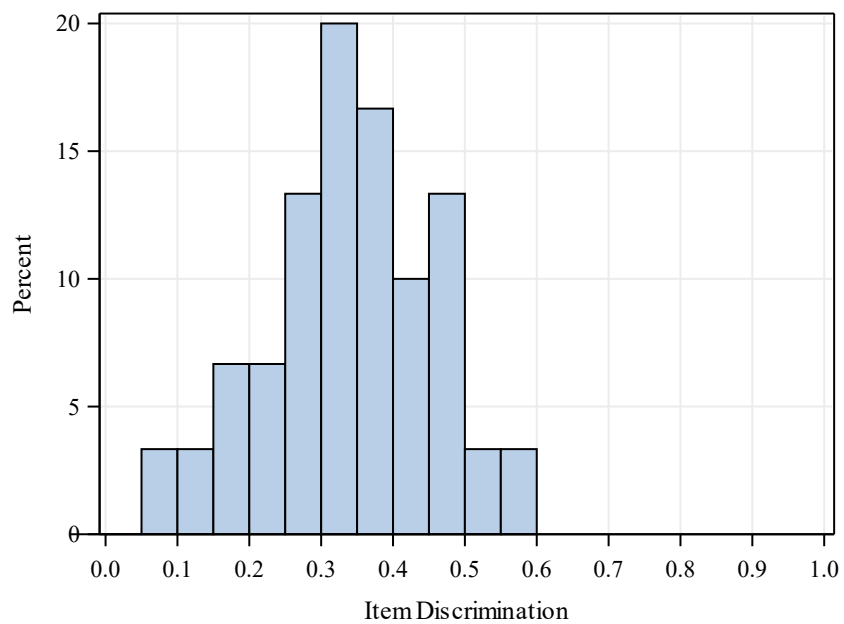
**2021 ISASP Item Statistics
Grade 05 Science**

Item Statistics	Item Difficulty (p-value)	Discrimination (point-biserial)	IRT a	IRT b
Min	0.27	0.10	0.21	-1.53
Max	0.82	0.56	2.07	2.11
Mean	0.52	0.34	0.99	0.07
S.D.	0.15	0.12	0.49	0.94

Distribution of P-values



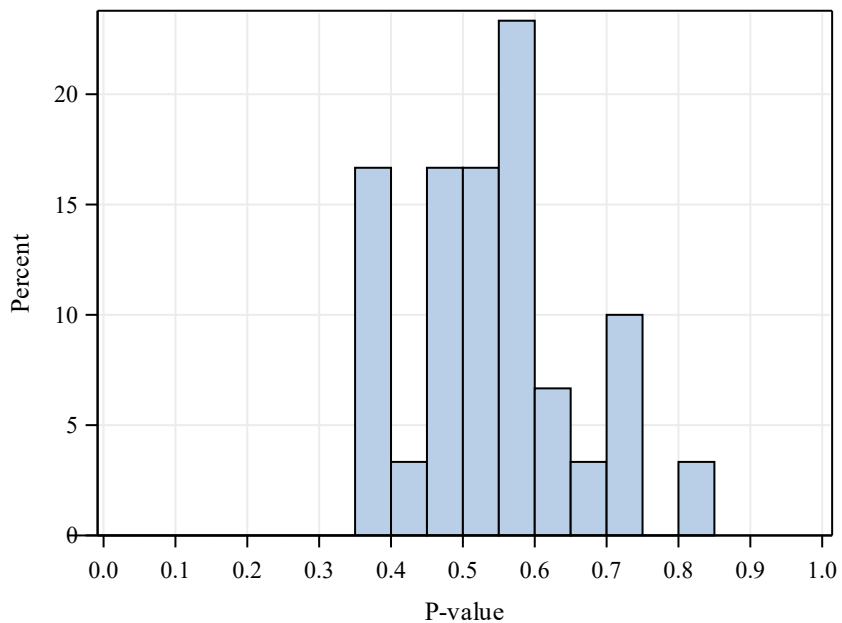
Distribution of Item Discriminations



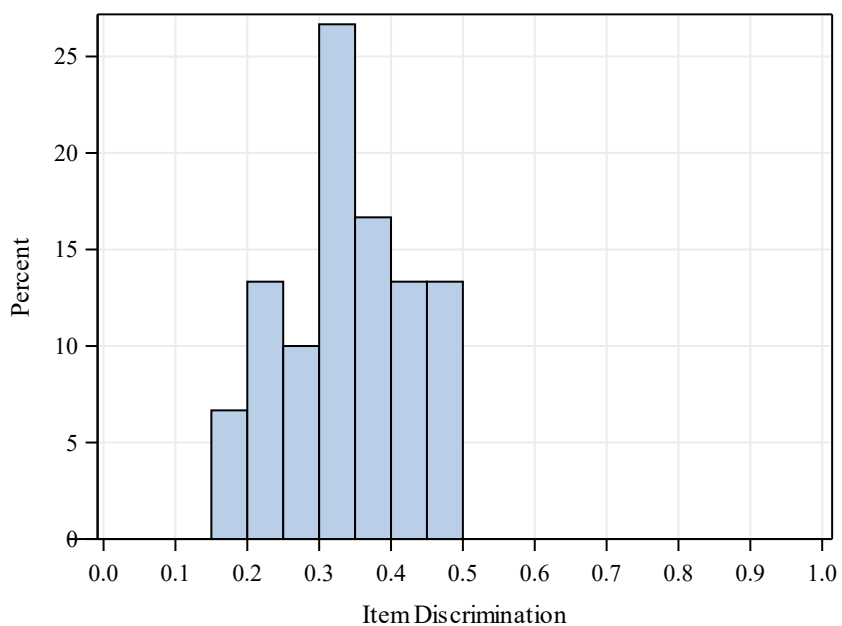
**2021 ISASP Item Statistics
Grade 08 Science**

Item Statistics	Item Difficulty (p-value)	Discrimination (point-biserial)	IRT a	IRT b
Min	0.37	0.18	0.42	-1.58
Max	0.80	0.49	2.24	1.10
Mean	0.54	0.34	0.94	-0.18
S.D.	0.12	0.09	0.38	0.65

Distribution of P-values



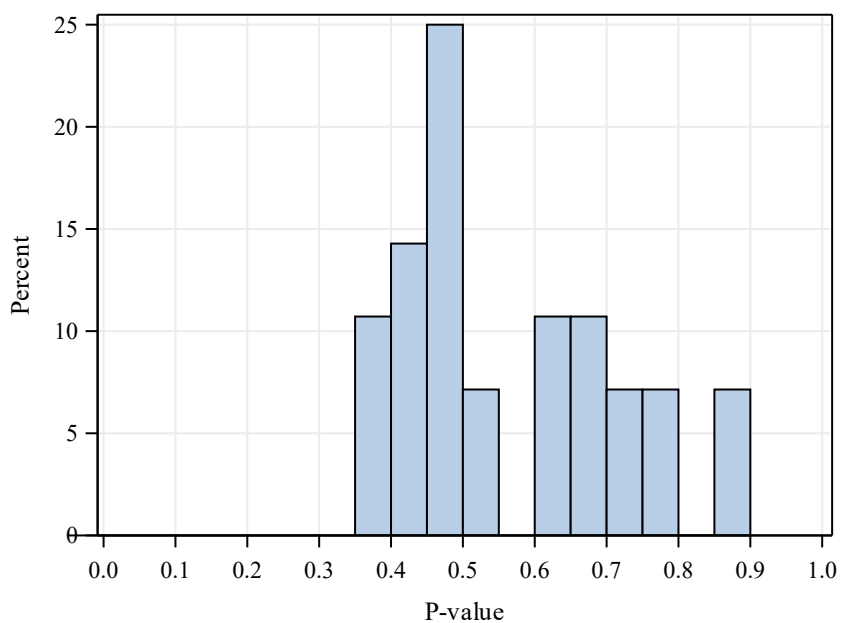
Distribution of Item Discriminations



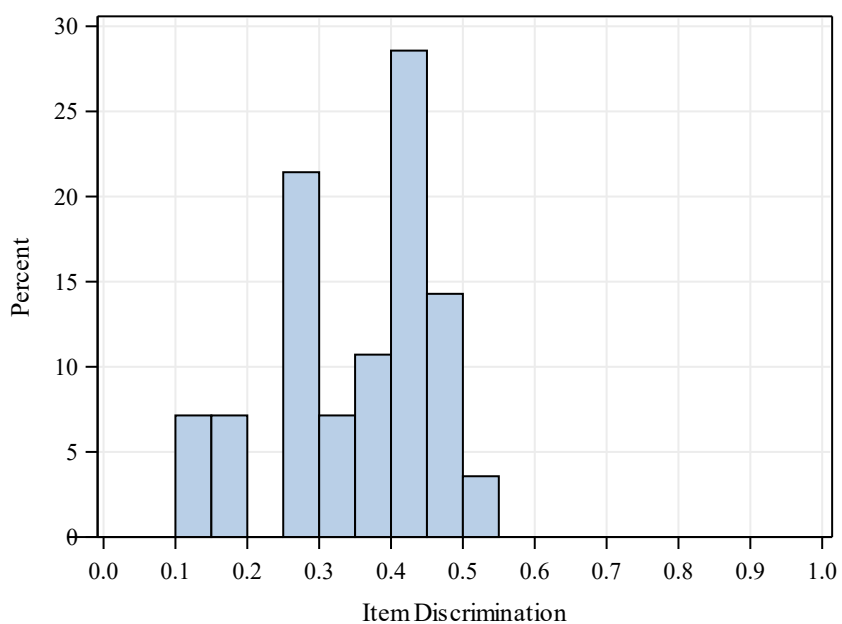
**2021 ISASP Item Statistics
Grade 10 Science**

Item Statistics	Item Difficulty (p-value)	Discrimination (point-biserial)	IRT a	IRT b
Min	0.37	0.14	0.31	-1.37
Max	0.86	0.51	2.54	1.19
Mean	0.57	0.35	1.07	-0.16
S.D.	0.15	0.11	0.57	0.75

Distribution of P-values



Distribution of Item Discriminations



2021 ISASP Item Statistics

Number of C-DIF Items by Grade - Science

Grade	Total Number of Items on the Test	Online / Paper	Items Rejected for C-DIF
5	32	1	0
8	32	1	0
10	32	3	0

Frequency Distribution Reports

2021 ISASP Frequency Distribution

Grade 05 Science

Scale Score	Frequency	Percent	Cumulative Frequency	Cumulative Percent	CSEM
590	2	0.0	36633	100.0	5.0
586	17	0.0	36631	100.0	5.0
581	62	0.2	36614	99.9	7.8
576	126	0.3	36552	99.8	10.4
570	255	0.7	36426	99.4	14.0
562	413	1.1	36171	98.7	17.1
553	607	1.7	35758	97.6	19.9
542	838	2.3	35151	96.0	22.3
532	1065	2.9	34313	93.7	23.9
523	1302	3.6	33248	90.8	24.4
514	1357	3.7	31946	87.2	23.8
505	1560	4.3	30589	83.5	23.5
497	1565	4.3	29029	79.2	23.6
489	1677	4.6	27464	75.0	23.0
481	1738	4.7	25787	70.4	22.3
473	1867	5.1	24049	65.6	22.0
466	1859	5.1	22182	60.6	21.7
459	1899	5.2	20323	55.5	21.2
452	1814	5.0	18424	50.3	20.7
445	1849	5.0	16610	45.3	20.6
438	1896	5.2	14761	40.3	19.9
431	1886	5.1	12865	35.1	19.7
424	1960	5.4	10979	30.0	18.9
418	1827	5.0	9019	24.6	18.5
411	1772	4.8	7192	19.6	17.5
405	1636	4.5	5420	14.8	16.5
398	1440	3.9	3784	10.3	16.3
392	1037	2.8	2344	6.4	16.0
386	698	1.9	1307	3.6	15.0
379	378	1.0	609	1.7	12.9
371	149	0.4	231	0.6	10.8
365	62	0.2	82	0.2	8.7
361	15	0.0	20	0.1	6.7
358	3	0.0	5	0.0	4.0
355	2	0.0	2	0.0	4.0

2021 ISASP Frequency Distribution

Grade 08 Science

Scale Score	Frequency	Percent	Cumulative Frequency	Cumulative Percent	CSEM
720	13	0.0	38067	100.0	12.5
707	79	0.2	38054	100.0	12.5
695	208	0.5	37975	99.8	17.3
682	376	1.0	37767	99.2	20.7
670	535	1.4	37391	98.2	23.2
658	720	1.9	36856	96.8	25.9
646	959	2.5	36136	94.9	27.5
634	1095	2.9	35177	92.4	28.7
621	1310	3.4	34082	89.5	30.1
609	1389	3.6	32772	86.1	30.5
598	1569	4.1	31383	82.4	31.0
586	1552	4.1	29814	78.3	30.5
576	1716	4.5	28262	74.2	30.2
565	1857	4.9	26546	69.7	29.7
555	1859	4.9	24689	64.9	28.6
545	1869	4.9	22830	60.0	28.9
536	1936	5.1	20961	55.1	28.1
527	1917	5.0	19025	50.0	27.6
517	1854	4.9	17108	44.9	26.6
508	1809	4.8	15254	40.1	26.4
499	1853	4.9	13445	35.3	25.7
491	1806	4.7	11592	30.5	24.9
482	1651	4.3	9786	25.7	24.0
474	1685	4.4	8135	21.4	23.5
465	1541	4.0	6450	16.9	22.9
457	1479	3.9	4909	12.9	21.8
448	1226	3.2	3430	9.0	20.9
440	953	2.5	2204	5.8	19.5
432	621	1.6	1251	3.3	18.4
424	354	0.9	630	1.7	16.8
416	175	0.5	276	0.7	15.3
408	67	0.2	101	0.3	13.2
400	27	0.1	34	0.1	10.9
392	4	0.0	7	0.0	7.8
385	3	0.0	3	0.0	7.8

2021 ISASP Frequency Distribution

Grade 10 Science

Scale Score	Frequency	Percent	Cumulative Frequency	Cumulative Percent	CSEM
780	11	0.0	35963	100.0	21.8
750	35	0.1	35952	100.0	21.8
728	83	0.2	35917	99.9	27.9
710	191	0.5	35834	99.6	31.4
693	324	0.9	35643	99.1	30.0
680	566	1.6	35319	98.2	28.8
668	701	1.9	34753	96.6	28.0
656	889	2.5	34052	94.7	26.9
646	1002	2.8	33163	92.2	26.6
636	1187	3.3	32161	89.4	26.3
626	1305	3.6	30974	86.1	25.9
617	1443	4.0	29669	82.5	25.7
608	1519	4.2	28226	78.5	25.3
599	1588	4.4	26707	74.3	24.8
591	1677	4.7	25119	69.8	24.7
583	1766	4.9	23442	65.2	24.5
575	1753	4.9	21676	60.3	23.7
567	1772	4.9	19923	55.4	23.3
559	1725	4.8	18151	50.5	23.3
552	1726	4.8	16426	45.7	22.8
545	1720	4.8	14700	40.9	22.2
537	1588	4.4	12980	36.1	21.5
530	1633	4.5	11392	31.7	20.8
523	1538	4.3	9759	27.1	20.5
516	1450	4.0	8221	22.9	19.6
510	1369	3.8	6771	18.8	19.2
503	1299	3.6	5402	15.0	18.2
496	1143	3.2	4103	11.4	17.6
489	971	2.7	2960	8.2	17.3
483	786	2.2	1989	5.5	16.1
476	549	1.5	1203	3.3	15.1
469	345	1.0	654	1.8	13.7
463	184	0.5	309	0.9	12.7
456	71	0.2	125	0.3	11.5

(Continued)

2021 ISASP Frequency Distribution

Grade 10 Science

Scale Score	Frequency	Percent	Cumulative Frequency	Cumulative Percent	CSEM
450	30	0.1	54	0.2	9.5
443	18	0.1	24	0.1	7.0
435	6	0.0	6	0.0	7.0

Summary Statistics Reports

**2021 ISASP Summary Statistics
Grade 05 Science - Combined**

Total Students

Score	N Points	N	Mean	S.D.	Alpha
Science Scale Score	34	36633	459.25	46.80	0.83
Life Science Domain	5	36633	7.69	3.20	0.74
Physical Science Domain	13	36633	4.07	1.92	0.52
Earth and Space Science Domain	16	36633	4.88	2.21	0.58

Female Students

Score	N Points	N	Mean	S.D.	Alpha
Science Scale Score	34	17956	457.99	46.74	0.83
Life Science Domain	5	17956	7.61	3.23	0.74
Physical Science Domain	13	17956	4.06	1.89	0.50
Earth and Space Science Domain	16	17956	4.80	2.22	0.57

Male Students

Score	N Points	N	Mean	S.D.	Alpha
Science Scale Score	34	18677	460.47	46.83	0.84
Life Science Domain	5	18677	7.76	3.16	0.74
Physical Science Domain	13	18677	4.08	1.95	0.54
Earth and Space Science Domain	16	18677	4.96	2.19	0.58

White Students

Score	N Points	N	Mean	S.D.	Alpha
Science Scale Score	34	27344	465.91	46.08	0.83
Life Science Domain	5	27344	8.15	3.11	0.73
Physical Science Domain	13	27344	4.27	1.89	0.51
Earth and Space Science Domain	16	27344	5.13	2.19	0.57

**2021 ISASP Summary Statistics
Grade 05 Science - Combined**

Black/African American Students

Score	N Points	N	Mean	S.D.	Alpha
Science Scale Score	34	2305	426.25	36.22	0.75
Life Science Domain	5	2305	5.41	2.69	0.61
Physical Science Domain	13	2305	3.02	1.67	0.37
Earth and Space Science Domain	16	2305	3.66	1.92	0.45

Asian Students

Score	N Points	N	Mean	S.D.	Alpha
Science Scale Score	34	823	466.90	52.14	0.86
Life Science Domain	5	823	7.93	3.29	0.76
Physical Science Domain	13	823	4.33	2.18	0.64
Earth and Space Science Domain	16	823	5.31	2.31	0.63

American Indian/Alaskan Native Students

Score	N Points	N	Mean	S.D.	Alpha
Science Scale Score	34	148	438.09	36.66	0.75
Life Science Domain	5	148	6.24	2.77	0.63
Physical Science Domain	13	148	3.50	1.79	0.45
Earth and Space Science Domain	16	148	4.07	1.87	0.42

Native Hawaiian/Pacific Islander Students

Score	N Points	N	Mean	S.D.	Alpha
Science Scale Score	34	160	416.93	31.10	0.69
Life Science Domain	5	160	4.68	2.46	0.56
Physical Science Domain	13	160	2.76	1.62	0.36
Earth and Space Science Domain	16	160	3.31	1.62	0.21

**2021 ISASP Summary Statistics
Grade 05 Science - Combined**

Multi-Racial Students

Score	N Points	N	Mean	S.D.	Alpha
Science Scale Score	34	1634	450.36	46.38	0.83
Life Science Domain	5	1634	7.07	3.20	0.74
Physical Science Domain	13	1634	3.80	1.92	0.53
Earth and Space Science Domain	16	1634	4.54	2.18	0.56

Hispanic Students

Score	N Points	N	Mean	S.D.	Alpha
Science Scale Score	34	4219	438.44	40.69	0.79
Life Science Domain	5	4219	6.28	2.98	0.68
Physical Science Domain	13	4219	3.44	1.80	0.46
Earth and Space Science Domain	16	4219	4.09	2.02	0.49

English Language Learner (ELL) Students

Score	N Points	N	Mean	S.D.	Alpha
Science Scale Score	34	1776	413.76	26.47	0.58
Life Science Domain	5	1776	4.56	2.17	0.42
Physical Science Domain	13	1776	2.57	1.50	0.25
Earth and Space Science Domain	16	1776	3.17	1.63	0.25

Students with Free or Reduced Lunch (FRL)

Score	N Points	N	Mean	S.D.	Alpha
Science Scale Score	34	14927	440.60	41.38	0.80
Life Science Domain	5	14927	6.46	3.00	0.69
Physical Science Domain	13	14927	3.50	1.82	0.47
Earth and Space Science Domain	16	14927	4.15	2.04	0.50

**2021 ISASP Summary Statistics
Grade 05 Science - Combined**

Students with an Individual Education Plan (IEP)

Score	N Points	N	Mean	S.D.	Alpha
Science Scale Score	34	4898	424.74	36.80	0.76
Life Science Domain	5	4898	5.32	2.74	0.64
Physical Science Domain	13	4898	3.04	1.76	0.43
Earth and Space Science Domain	16	4898	3.49	1.86	0.43

**2021 ISASP Summary Statistics
Grade 05 Science - Online**

Total Students

Score	N Points	N	Mean	S.D.	Alpha
Science Scale Score	34	34632	458.87	46.87	0.84
Life Science Domain	5	34632	7.66	3.20	0.74
Physical Science Domain	13	34632	4.05	1.92	0.53
Earth and Space Science Domain	16	34632	4.88	2.21	0.58

Female Students

Score	N Points	N	Mean	S.D.	Alpha
Science Scale Score	34	16983	457.73	46.87	0.83
Life Science Domain	5	16983	7.59	3.24	0.74
Physical Science Domain	13	16983	4.05	1.89	0.51
Earth and Space Science Domain	16	16983	4.80	2.23	0.58

Male Students

Score	N Points	N	Mean	S.D.	Alpha
Science Scale Score	34	17649	459.98	46.85	0.84
Life Science Domain	5	17649	7.73	3.16	0.74
Physical Science Domain	13	17649	4.06	1.94	0.54
Earth and Space Science Domain	16	17649	4.95	2.19	0.58

White Students

Score	N Points	N	Mean	S.D.	Alpha
Science Scale Score	34	25603	465.71	46.16	0.83
Life Science Domain	5	25603	8.14	3.11	0.73
Physical Science Domain	13	25603	4.26	1.89	0.52
Earth and Space Science Domain	16	25603	5.13	2.19	0.58

**2021 ISASP Summary Statistics
Grade 05 Science - Online**

Black/African American Students

Score	N Points	N	Mean	S.D.	Alpha
Science Scale Score	34	2255	425.94	36.07	0.75
Life Science Domain	5	2255	5.38	2.67	0.61
Physical Science Domain	13	2255	3.00	1.67	0.37
Earth and Space Science Domain	16	2255	3.65	1.91	0.44

Asian Students

Score	N Points	N	Mean	S.D.	Alpha
Science Scale Score	34	799	467.32	52.42	0.87
Life Science Domain	5	799	7.95	3.30	0.76
Physical Science Domain	13	799	4.34	2.19	0.65
Earth and Space Science Domain	16	799	5.34	2.32	0.63

American Indian/Alaskan Native Students

Score	N Points	N	Mean	S.D.	Alpha
Science Scale Score	34	139	439.46	36.78	0.75
Life Science Domain	5	139	6.40	2.73	0.62
Physical Science Domain	13	139	3.52	1.81	0.46
Earth and Space Science Domain	16	139	4.09	1.89	0.44

Native Hawaiian/Pacific Islander Students

Score	N Points	N	Mean	S.D.	Alpha
Science Scale Score	34	157	416.91	31.39	0.70
Life Science Domain	5	157	4.67	2.48	0.57
Physical Science Domain	13	157	2.76	1.64	0.38
Earth and Space Science Domain	16	157	3.31	1.63	0.23

**2021 ISASP Summary Statistics
Grade 05 Science - Online**

Multi-Racial Students

Score	N Points	N	Mean	S.D.	Alpha
Science Scale Score	34	1578	450.08	46.41	0.83
Life Science Domain	5	1578	7.06	3.20	0.73
Physical Science Domain	13	1578	3.78	1.92	0.53
Earth and Space Science Domain	16	1578	4.54	2.17	0.56

Hispanic Students

Score	N Points	N	Mean	S.D.	Alpha
Science Scale Score	34	4101	438.35	40.69	0.79
Life Science Domain	5	4101	6.28	2.97	0.68
Physical Science Domain	13	4101	3.44	1.80	0.46
Earth and Space Science Domain	16	4101	4.08	2.02	0.50

English Language Learner (ELL) Students

Score	N Points	N	Mean	S.D.	Alpha
Science Scale Score	34	1731	413.44	26.29	0.57
Life Science Domain	5	1731	4.54	2.15	0.41
Physical Science Domain	13	1731	2.56	1.49	0.25
Earth and Space Science Domain	16	1731	3.15	1.62	0.26

Students with Free or Reduced Lunch (FRL)

Score	N Points	N	Mean	S.D.	Alpha
Science Scale Score	34	14319	440.12	41.22	0.80
Life Science Domain	5	14319	6.43	2.99	0.69
Physical Science Domain	13	14319	3.48	1.82	0.47
Earth and Space Science Domain	16	14319	4.14	2.03	0.50

**2021 ISASP Summary Statistics
Grade 05 Science - Online**

Students with an Individual Education Plan (IEP)

Score	N Points	N	Mean	S.D.	Alpha
Science Scale Score	34	4550	423.97	36.74	0.76
Life Science Domain	5	4550	5.27	2.73	0.63
Physical Science Domain	13	4550	3.00	1.76	0.43
Earth and Space Science Domain	16	4550	3.47	1.87	0.43

**2021 ISASP Summary Statistics
Grade 05 Science - Paper**

Total Students

Score	N Points	N	Mean	S.D.	Alpha
Science Scale Score	34	2001	465.80	45.10	0.81
Life Science Domain	5	2001	8.18	3.12	0.74
Physical Science Domain	13	2001	4.37	1.89	0.47
Earth and Space Science Domain	16	2001	5.00	2.12	0.52

Female Students

Score	N Points	N	Mean	S.D.	Alpha
Science Scale Score	34	973	462.52	44.31	0.81
Life Science Domain	5	973	8.03	3.15	0.74
Physical Science Domain	13	973	4.26	1.87	0.46
Earth and Space Science Domain	16	973	4.84	2.09	0.50

Male Students

Score	N Points	N	Mean	S.D.	Alpha
Science Scale Score	34	1028	468.91	45.63	0.82
Life Science Domain	5	1028	8.32	3.08	0.74
Physical Science Domain	13	1028	4.49	1.91	0.49
Earth and Space Science Domain	16	1028	5.15	2.14	0.54

White Students

Score	N Points	N	Mean	S.D.	Alpha
Science Scale Score	34	1741	468.93	44.75	0.81
Life Science Domain	5	1741	8.42	3.04	0.73
Physical Science Domain	13	1741	4.47	1.87	0.47
Earth and Space Science Domain	16	1741	5.09	2.13	0.53

**2021 ISASP Summary Statistics
Grade 05 Science - Paper**

Black/African American Students

Score	N Points	N	Mean	S.D.	Alpha
Science Scale Score	34	50	440.48	40.19	0.79
Life Science Domain	5	50	6.38	3.22	0.75
Physical Science Domain	13	50	3.52	1.68	0.28
Earth and Space Science Domain	16	50	4.22	1.97	0.48

Asian Students

Score	N Points	N	Mean	S.D.	Alpha
Science Scale Score	34	24	452.88	39.69	0.78
Life Science Domain	5	24	7.46	2.90	0.70
Physical Science Domain	13	24	4.00	1.96	0.51
Earth and Space Science Domain	16	24	4.42	2.08	0.55

American Indian/Alaskan Native Students¹

Score	N Points	N	Mean	S.D.	Alpha
Science Scale Score	34	--	--	--	--
Life Science Domain	5	--	--	--	--
Physical Science Domain	13	--	--	--	--
Earth and Space Science Domain	16	--	--	--	--

¹ The cells containing '--' are due to counts too small to report.

Native Hawaiian/Pacific Islander Students¹

Score	N Points	N	Mean	S.D.	Alpha
Science Scale Score	34	--	--	--	--
Life Science Domain	5	--	--	--	--
Physical Science Domain	13	--	--	--	--
Earth and Space Science Domain	16	--	--	--	--

¹ The cells containing '--' are due to counts too small to report.

**2021 ISASP Summary Statistics
Grade 05 Science - Paper**

Multi-Racial Students

Score	N Points	N	Mean	S.D.	Alpha
Science Scale Score	34	56	458.23	45.15	0.82
Life Science Domain	5	56	7.48	3.24	0.76
Physical Science Domain	13	56	4.41	1.95	0.50
Earth and Space Science Domain	16	56	4.64	2.26	0.59

Hispanic Students

Score	N Points	N	Mean	S.D.	Alpha
Science Scale Score	34	118	441.64	40.88	0.78
Life Science Domain	5	118	6.34	3.10	0.72
Physical Science Domain	13	118	3.48	1.92	0.49
Earth and Space Science Domain	16	118	4.46	1.84	0.33

English Language Learner (ELL) Students

Score	N Points	N	Mean	S.D.	Alpha
Science Scale Score	34	45	425.80	30.66	0.66
Life Science Domain	5	45	5.18	2.55	0.60
Physical Science Domain	13	45	3.02	1.74	0.40
Earth and Space Science Domain	16	45	3.89	1.57	0.11

Students with Free or Reduced Lunch (FRL)

Score	N Points	N	Mean	S.D.	Alpha
Science Scale Score	34	608	451.85	43.51	0.81
Life Science Domain	5	608	7.25	3.21	0.75
Physical Science Domain	13	608	3.96	1.85	0.43
Earth and Space Science Domain	16	608	4.47	2.04	0.49

**2021 ISASP Summary Statistics
Grade 05 Science - Paper**

Students with an Individual Education Plan (IEP)

Score	N Points	N	Mean	S.D.	Alpha
Science Scale Score	34	348	434.79	36.11	0.74
Life Science Domain	5	348	5.97	2.84	0.67
Physical Science Domain	13	348	3.57	1.78	0.37
Earth and Space Science Domain	16	348	3.80	1.74	0.31

**2021 ISASP Summary Statistics
Grade 08 Science - Combined**

Total Students

Score	N Points	N	Mean	S.D.	Alpha
Science Scale Score	34	38067	536.73	64.99	0.84
Life Science Domain	2	38067	5.17	2.29	0.67
Physical Science Domain	17	38067	7.26	2.86	0.66
Earth and Space Science Domain	15	38067	5.16	2.47	0.62

Female Students

Score	N Points	N	Mean	S.D.	Alpha
Science Scale Score	34	18519	536.81	62.44	0.83
Life Science Domain	2	18519	5.25	2.28	0.67
Physical Science Domain	17	18519	7.17	2.73	0.62
Earth and Space Science Domain	15	18519	5.22	2.40	0.59

Male Students

Score	N Points	N	Mean	S.D.	Alpha
Science Scale Score	34	19548	536.65	67.32	0.86
Life Science Domain	2	19548	5.10	2.30	0.68
Physical Science Domain	17	19548	7.35	2.98	0.69
Earth and Space Science Domain	15	19548	5.11	2.54	0.64

White Students

Score	N Points	N	Mean	S.D.	Alpha
Science Scale Score	34	28999	545.29	64.03	0.84
Life Science Domain	2	28999	5.46	2.22	0.66
Physical Science Domain	17	28999	7.61	2.82	0.65
Earth and Space Science Domain	15	28999	5.43	2.43	0.60

**2021 ISASP Summary Statistics
Grade 08 Science - Combined**

Black/African American Students

Score	N Points	N	Mean	S.D.	Alpha
Science Scale Score	34	2162	487.28	49.63	0.77
Life Science Domain	2	2162	3.60	2.05	0.56
Physical Science Domain	17	2162	5.30	2.39	0.51
Earth and Space Science Domain	15	2162	3.48	2.14	0.55

Asian Students

Score	N Points	N	Mean	S.D.	Alpha
Science Scale Score	34	759	554.91	69.90	0.86
Life Science Domain	2	759	5.53	2.32	0.69
Physical Science Domain	17	759	7.86	3.00	0.70
Earth and Space Science Domain	15	759	5.99	2.48	0.62

American Indian/Alaskan Native Students

Score	N Points	N	Mean	S.D.	Alpha
Science Scale Score	34	135	501.83	57.69	0.82
Life Science Domain	2	135	4.02	2.22	0.64
Physical Science Domain	17	135	5.94	2.55	0.56
Earth and Space Science Domain	15	135	3.97	2.37	0.61

Native Hawaiian/Pacific Islander Students

Score	N Points	N	Mean	S.D.	Alpha
Science Scale Score	34	124	486.42	50.85	0.77
Life Science Domain	2	124	3.48	1.88	0.46
Physical Science Domain	17	124	5.11	2.56	0.58
Earth and Space Science Domain	15	124	3.66	1.99	0.46

**2021 ISASP Summary Statistics
Grade 08 Science - Combined**

Multi-Racial Students

Score	N Points	N	Mean	S.D.	Alpha
Science Scale Score	34	1518	522.06	64.53	0.85
Life Science Domain	2	1518	4.72	2.35	0.68
Physical Science Domain	17	1518	6.64	2.82	0.65
Earth and Space Science Domain	15	1518	4.69	2.49	0.63

Hispanic Students

Score	N Points	N	Mean	S.D.	Alpha
Science Scale Score	34	4370	508.79	56.44	0.81
Life Science Domain	2	4370	4.22	2.21	0.62
Physical Science Domain	17	4370	6.15	2.56	0.57
Earth and Space Science Domain	15	4370	4.35	2.32	0.58

English Language Learner (ELL) Students

Score	N Points	N	Mean	S.D.	Alpha
Science Scale Score	34	1607	469.60	33.14	0.55
Life Science Domain	2	1607	2.83	1.59	0.27
Physical Science Domain	17	1607	4.65	1.93	0.26
Earth and Space Science Domain	15	1607	2.97	1.74	0.34

Students with Free or Reduced Lunch (FRL)

Score	N Points	N	Mean	S.D.	Alpha
Science Scale Score	34	14567	511.66	58.47	0.82
Life Science Domain	2	14567	4.39	2.22	0.63
Physical Science Domain	17	14567	6.28	2.64	0.59
Earth and Space Science Domain	15	14567	4.33	2.37	0.60

**2021 ISASP Summary Statistics
Grade 08 Science - Combined**

Students with an Individual Education Plan (IEP)

Score	N Points	N	Mean	S.D.	Alpha
Science Scale Score	34	4590	480.67	46.42	0.74
Life Science Domain	2	4590	3.41	1.93	0.50
Physical Science Domain	17	4590	5.04	2.35	0.50
Earth and Space Science Domain	15	4590	3.19	2.01	0.50

**2021 ISASP Summary Statistics
Grade 08 Science - Online**

Total Students

Score	N Points	N	Mean	S.D.	Alpha
Science Scale Score	34	36607	536.16	64.88	0.84
Life Science Domain	2	36607	5.16	2.29	0.67
Physical Science Domain	17	36607	7.24	2.85	0.66
Earth and Space Science Domain	15	36607	5.14	2.47	0.62

Female Students

Score	N Points	N	Mean	S.D.	Alpha
Science Scale Score	34	17789	536.20	62.33	0.83
Life Science Domain	2	17789	5.24	2.28	0.67
Physical Science Domain	17	17789	7.14	2.72	0.62
Earth and Space Science Domain	15	17789	5.20	2.40	0.59

Male Students

Score	N Points	N	Mean	S.D.	Alpha
Science Scale Score	34	18818	536.12	67.20	0.86
Life Science Domain	2	18818	5.09	2.30	0.68
Physical Science Domain	17	18818	7.32	2.97	0.69
Earth and Space Science Domain	15	18818	5.09	2.54	0.64

White Students

Score	N Points	N	Mean	S.D.	Alpha
Science Scale Score	34	27727	544.81	63.96	0.84
Life Science Domain	2	27727	5.46	2.22	0.66
Physical Science Domain	17	27727	7.58	2.82	0.65
Earth and Space Science Domain	15	27727	5.41	2.43	0.60

**2021 ISASP Summary Statistics
Grade 08 Science - Online**

Black/African American Students

Score	N Points	N	Mean	S.D.	Alpha
Science Scale Score	34	2130	487.44	49.71	0.77
Life Science Domain	2	2130	3.61	2.05	0.56
Physical Science Domain	17	2130	5.31	2.40	0.51
Earth and Space Science Domain	15	2130	3.48	2.14	0.55

Asian Students

Score	N Points	N	Mean	S.D.	Alpha
Science Scale Score	34	737	554.89	69.95	0.86
Life Science Domain	2	737	5.53	2.33	0.70
Physical Science Domain	17	737	7.86	2.99	0.70
Earth and Space Science Domain	15	737	5.99	2.48	0.62

American Indian/Alaskan Native Students

Score	N Points	N	Mean	S.D.	Alpha
Science Scale Score	34	129	499.61	55.52	0.80
Life Science Domain	2	129	3.98	2.19	0.62
Physical Science Domain	17	129	5.81	2.40	0.50
Earth and Space Science Domain	15	129	3.92	2.37	0.62

Native Hawaiian/Pacific Islander Students

Score	N Points	N	Mean	S.D.	Alpha
Science Scale Score	34	121	486.68	50.62	0.77
Life Science Domain	2	121	3.45	1.87	0.46
Physical Science Domain	17	121	5.13	2.54	0.57
Earth and Space Science Domain	15	121	3.69	1.99	0.45

**2021 ISASP Summary Statistics
Grade 08 Science - Online**

Multi-Racial Students

Score	N Points	N	Mean	S.D.	Alpha
Science Scale Score	34	1487	521.84	64.34	0.85
Life Science Domain	2	1487	4.72	2.35	0.68
Physical Science Domain	17	1487	6.63	2.82	0.64
Earth and Space Science Domain	15	1487	4.68	2.49	0.63

Hispanic Students

Score	N Points	N	Mean	S.D.	Alpha
Science Scale Score	34	4276	508.55	56.20	0.80
Life Science Domain	2	4276	4.21	2.20	0.62
Physical Science Domain	17	4276	6.14	2.55	0.56
Earth and Space Science Domain	15	4276	4.34	2.31	0.57

English Language Learner (ELL) Students

Score	N Points	N	Mean	S.D.	Alpha
Science Scale Score	34	1581	469.57	33.30	0.55
Life Science Domain	2	1581	2.83	1.59	0.28
Physical Science Domain	17	1581	4.64	1.93	0.26
Earth and Space Science Domain	15	1581	2.97	1.73	0.34

Students with Free or Reduced Lunch (FRL)

Score	N Points	N	Mean	S.D.	Alpha
Science Scale Score	34	14135	511.25	58.29	0.82
Life Science Domain	2	14135	4.38	2.22	0.63
Physical Science Domain	17	14135	6.27	2.64	0.59
Earth and Space Science Domain	15	14135	4.31	2.37	0.60

**2021 ISASP Summary Statistics
Grade 08 Science - Online**

Students with an Individual Education Plan (IEP)

Score	N Points	N	Mean	S.D.	Alpha
Science Scale Score	34	4366	479.92	46.19	0.74
Life Science Domain	2	4366	3.40	1.92	0.50
Physical Science Domain	17	4366	5.01	2.34	0.49
Earth and Space Science Domain	15	4366	3.15	2.00	0.50

**2021 ISASP Summary Statistics
Grade 08 Science - Paper**

Total Students

Score	N Points	N	Mean	S.D.	Alpha
Science Scale Score	34	1460	551.05	66.19	0.85
Life Science Domain	2	1460	5.44	2.20	0.64
Physical Science Domain	17	1460	7.91	2.98	0.70
Earth and Space Science Domain	15	1460	5.70	2.44	0.61

Female Students

Score	N Points	N	Mean	S.D.	Alpha
Science Scale Score	34	730	551.68	63.33	0.83
Life Science Domain	2	730	5.55	2.13	0.62
Physical Science Domain	17	730	7.83	2.86	0.67
Earth and Space Science Domain	15	730	5.78	2.36	0.57

Male Students

Score	N Points	N	Mean	S.D.	Alpha
Science Scale Score	34	730	550.42	68.96	0.86
Life Science Domain	2	730	5.33	2.26	0.67
Physical Science Domain	17	730	7.99	3.09	0.73
Earth and Space Science Domain	15	730	5.63	2.52	0.63

White Students

Score	N Points	N	Mean	S.D.	Alpha
Science Scale Score	34	1272	555.78	64.56	0.84
Life Science Domain	2	1272	5.60	2.13	0.62
Physical Science Domain	17	1272	8.10	2.91	0.69
Earth and Space Science Domain	15	1272	5.85	2.38	0.59

**2021 ISASP Summary Statistics
Grade 08 Science - Paper**

Black/African American Students

Score	N Points	N	Mean	S.D.	Alpha
Science Scale Score	34	32	476.69	43.22	0.71
Life Science Domain	2	32	3.09	1.84	0.46
Physical Science Domain	17	32	4.81	2.13	0.35
Earth and Space Science Domain	15	32	3.31	2.10	0.54

Asian Students

Score	N Points	N	Mean	S.D.	Alpha
Science Scale Score	34	22	555.55	69.80	0.86
Life Science Domain	2	22	5.41	1.89	0.49
Physical Science Domain	17	22	7.86	3.41	0.78
Earth and Space Science Domain	15	22	6.18	2.48	0.64

American Indian/Alaskan Native Students¹

Score	N Points	N	Mean	S.D.	Alpha
Science Scale Score	34	--	--	--	--
Life Science Domain	2	--	--	--	--
Physical Science Domain	17	--	--	--	--
Earth and Space Science Domain	15	--	--	--	--

¹ The cells containing '--' are due to counts too small to report.

Native Hawaiian/Pacific Islander Students¹

Score	N Points	N	Mean	S.D.	Alpha
Science Scale Score	34	--	--	--	--
Life Science Domain	2	--	--	--	--
Physical Science Domain	17	--	--	--	--
Earth and Space Science Domain	15	--	--	--	--

¹ The cells containing '--' are due to counts too small to report.

**2021 ISASP Summary Statistics
Grade 08 Science - Paper**

Multi-Racial Students

Score	N Points	N	Mean	S.D.	Alpha
Science Scale Score	34	31	532.65	73.39	0.87
Life Science Domain	2	31	4.65	2.47	0.71
Physical Science Domain	17	31	7.19	3.18	0.70
Earth and Space Science Domain	15	31	5.23	2.67	0.68

Hispanic Students

Score	N Points	N	Mean	S.D.	Alpha
Science Scale Score	34	94	519.85	65.60	0.84
Life Science Domain	2	94	4.44	2.36	0.68
Physical Science Domain	17	94	6.60	2.92	0.65
Earth and Space Science Domain	15	94	4.77	2.55	0.64

English Language Learner (ELL) Students

Score	N Points	N	Mean	S.D.	Alpha
Science Scale Score	34	26	471.23	22.13	0.00
Life Science Domain	2	26	2.54	1.21	0.00
Physical Science Domain	17	26	4.96	1.71	0.00
Earth and Space Science Domain	15	26	3.19	1.77	0.35

Students with Free or Reduced Lunch (FRL)

Score	N Points	N	Mean	S.D.	Alpha
Science Scale Score	34	432	525.17	62.88	0.83
Life Science Domain	2	432	4.71	2.26	0.65
Physical Science Domain	17	432	6.77	2.83	0.65
Earth and Space Science Domain	15	432	4.93	2.41	0.59

**2021 ISASP Summary Statistics
Grade 08 Science - Paper**

Students with an Individual Education Plan (IEP)

Score	N Points	N	Mean	S.D.	Alpha
Science Scale Score	34	224	495.25	48.49	0.74
Life Science Domain	2	224	3.74	1.99	0.53
Physical Science Domain	17	224	5.58	2.45	0.53
Earth and Space Science Domain	15	224	3.96	2.09	0.47

**2021 ISASP Summary Statistics
Grade 10 Science - Combined**

Total Students

Score	N Points	N	Mean	S.D.	Alpha
Science Scale Score	36	35963	566.48	55.38	0.85
Life Science Domain	7	35963	6.33	2.78	0.70
Physical Science Domain	11	35963	6.57	2.45	0.67
Earth and Space Science Domain	18	35963	5.48	2.68	0.61

Female Students

Score	N Points	N	Mean	S.D.	Alpha
Science Scale Score	36	17444	569.99	52.84	0.83
Life Science Domain	7	17444	6.63	2.70	0.68
Physical Science Domain	11	17444	6.65	2.31	0.63
Earth and Space Science Domain	18	17444	5.59	2.60	0.57

Male Students

Score	N Points	N	Mean	S.D.	Alpha
Science Scale Score	36	18519	563.18	57.48	0.86
Life Science Domain	7	18519	6.04	2.83	0.71
Physical Science Domain	11	18519	6.49	2.58	0.70
Earth and Space Science Domain	18	18519	5.38	2.74	0.64

White Students

Score	N Points	N	Mean	S.D.	Alpha
Science Scale Score	36	27772	572.71	54.65	0.84
Life Science Domain	7	27772	6.61	2.73	0.69
Physical Science Domain	11	27772	6.82	2.38	0.66
Earth and Space Science Domain	18	27772	5.75	2.66	0.60

**2021 ISASP Summary Statistics
Grade 10 Science - Combined**

Black/African American Students

Score	N Points	N	Mean	S.D.	Alpha
Science Scale Score	36	1871	526.34	45.03	0.81
Life Science Domain	7	1871	4.42	2.52	0.64
Physical Science Domain	11	1871	4.92	2.40	0.61
Earth and Space Science Domain	18	1871	3.81	2.22	0.49

Asian Students

Score	N Points	N	Mean	S.D.	Alpha
Science Scale Score	36	796	587.07	60.42	0.86
Life Science Domain	7	796	7.12	2.86	0.72
Physical Science Domain	11	796	7.39	2.46	0.70
Earth and Space Science Domain	18	796	6.30	2.77	0.63

American Indian/Alaskan Native Students

Score	N Points	N	Mean	S.D.	Alpha
Science Scale Score	36	135	541.80	48.38	0.83
Life Science Domain	7	135	5.01	2.59	0.67
Physical Science Domain	11	135	5.67	2.48	0.66
Earth and Space Science Domain	18	135	4.58	2.44	0.51

Native Hawaiian/Pacific Islander Students

Score	N Points	N	Mean	S.D.	Alpha
Science Scale Score	36	129	525.64	46.82	0.82
Life Science Domain	7	129	4.43	2.65	0.67
Physical Science Domain	11	129	4.83	2.42	0.63
Earth and Space Science Domain	18	129	3.77	2.29	0.53

**2021 ISASP Summary Statistics
Grade 10 Science - Combined**

Multi-Racial Students

Score	N Points	N	Mean	S.D.	Alpha
Science Scale Score	36	1326	555.92	52.90	0.84
Life Science Domain	7	1326	5.95	2.70	0.67
Physical Science Domain	11	1326	6.15	2.51	0.67
Earth and Space Science Domain	18	1326	4.95	2.58	0.59

Hispanic Students

Score	N Points	N	Mean	S.D.	Alpha
Science Scale Score	36	3934	543.17	48.71	0.82
Life Science Domain	7	3934	5.30	2.64	0.66
Physical Science Domain	11	3934	5.66	2.40	0.62
Earth and Space Science Domain	18	3934	4.46	2.40	0.52

English Language Learner (ELL) Students

Score	N Points	N	Mean	S.D.	Alpha
Science Scale Score	36	1838	512.61	31.08	0.65
Life Science Domain	7	1838	3.71	2.02	0.47
Physical Science Domain	11	1838	4.38	2.01	0.43
Earth and Space Science Domain	18	1838	3.25	1.77	0.25

Students with Free or Reduced Lunch (FRL)

Score	N Points	N	Mean	S.D.	Alpha
Science Scale Score	36	12645	545.28	49.40	0.82
Life Science Domain	7	12645	5.38	2.65	0.67
Physical Science Domain	11	12645	5.76	2.42	0.63
Earth and Space Science Domain	18	12645	4.56	2.44	0.54

**2021 ISASP Summary Statistics
Grade 10 Science - Combined**

Students with an Individual Education Plan (IEP)

Score	N Points	N	Mean	S.D.	Alpha
Science Scale Score	36	3667	514.40	36.41	0.73
Life Science Domain	7	3667	3.76	2.14	0.54
Physical Science Domain	11	3667	4.44	2.16	0.51
Earth and Space Science Domain	18	3667	3.35	1.93	0.36

**2021 ISASP Summary Statistics
Grade 10 Science - Online**

Total Students

Score	N Points	N	Mean	S.D.	Alpha
Science Scale Score	36	34485	566.14	55.28	0.85
Life Science Domain	7	34485	6.30	2.78	0.70
Physical Science Domain	11	34485	6.56	2.45	0.67
Earth and Space Science Domain	18	34485	5.48	2.67	0.61

Female Students

Score	N Points	N	Mean	S.D.	Alpha
Science Scale Score	36	16721	569.59	52.76	0.83
Life Science Domain	7	16721	6.60	2.70	0.68
Physical Science Domain	11	16721	6.64	2.31	0.63
Earth and Space Science Domain	18	16721	5.58	2.60	0.57

Male Students

Score	N Points	N	Mean	S.D.	Alpha
Science Scale Score	36	17764	562.89	57.36	0.86
Life Science Domain	7	17764	6.01	2.82	0.71
Physical Science Domain	11	17764	6.49	2.58	0.70
Earth and Space Science Domain	18	17764	5.37	2.74	0.64

White Students

Score	N Points	N	Mean	S.D.	Alpha
Science Scale Score	36	26486	572.44	54.54	0.84
Life Science Domain	7	26486	6.59	2.73	0.69
Physical Science Domain	11	26486	6.81	2.38	0.66
Earth and Space Science Domain	18	26486	5.75	2.66	0.60

**2021 ISASP Summary Statistics
Grade 10 Science - Online**

Black/African American Students

Score	N Points	N	Mean	S.D.	Alpha
Science Scale Score	36	1846	526.61	44.98	0.81
Life Science Domain	7	1846	4.43	2.52	0.64
Physical Science Domain	11	1846	4.94	2.40	0.61
Earth and Space Science Domain	18	1846	3.82	2.22	0.49

Asian Students

Score	N Points	N	Mean	S.D.	Alpha
Science Scale Score	36	777	587.17	60.20	0.86
Life Science Domain	7	777	7.12	2.85	0.72
Physical Science Domain	11	777	7.39	2.45	0.70
Earth and Space Science Domain	18	777	6.31	2.75	0.63

American Indian/Alaskan Native Students

Score	N Points	N	Mean	S.D.	Alpha
Science Scale Score	36	123	540.72	47.61	0.82
Life Science Domain	7	123	5.01	2.55	0.66
Physical Science Domain	11	123	5.63	2.48	0.66
Earth and Space Science Domain	18	123	4.48	2.43	0.52

Native Hawaiian/Pacific Islander Students

Score	N Points	N	Mean	S.D.	Alpha
Science Scale Score	36	125	525.55	46.98	0.83
Life Science Domain	7	125	4.38	2.65	0.67
Physical Science Domain	11	125	4.80	2.43	0.63
Earth and Space Science Domain	18	125	3.83	2.29	0.52

**2021 ISASP Summary Statistics
Grade 10 Science - Online**

Multi-Racial Students

Score	N Points	N	Mean	S.D.	Alpha
Science Scale Score	36	1297	555.74	52.72	0.84
Life Science Domain	7	1297	5.94	2.70	0.67
Physical Science Domain	11	1297	6.15	2.50	0.67
Earth and Space Science Domain	18	1297	4.95	2.58	0.59

Hispanic Students

Score	N Points	N	Mean	S.D.	Alpha
Science Scale Score	36	3831	543.03	48.83	0.82
Life Science Domain	7	3831	5.28	2.64	0.66
Physical Science Domain	11	3831	5.66	2.40	0.62
Earth and Space Science Domain	18	3831	4.46	2.40	0.52

English Language Learner (ELL) Students

Score	N Points	N	Mean	S.D.	Alpha
Science Scale Score	36	1795	512.36	31.03	0.65
Life Science Domain	7	1795	3.68	2.01	0.46
Physical Science Domain	11	1795	4.37	2.01	0.44
Earth and Space Science Domain	18	1795	3.26	1.77	0.25

Students with Free or Reduced Lunch (FRL)

Score	N Points	N	Mean	S.D.	Alpha
Science Scale Score	36	12237	544.94	49.29	0.82
Life Science Domain	7	12237	5.35	2.65	0.67
Physical Science Domain	11	12237	5.75	2.42	0.63
Earth and Space Science Domain	18	12237	4.55	2.44	0.54

**2021 ISASP Summary Statistics
Grade 10 Science - Online**

Students with an Individual Education Plan (IEP)

Score	N Points	N	Mean	S.D.	Alpha
Science Scale Score	36	3484	514.27	36.23	0.73
Life Science Domain	7	3484	3.73	2.12	0.53
Physical Science Domain	11	3484	4.44	2.15	0.51
Earth and Space Science Domain	18	3484	3.35	1.93	0.37

**2021 ISASP Summary Statistics
Grade 10 Science - Paper**

Total Students

Score	N Points	N	Mean	S.D.	Alpha
Science Scale Score	36	1478	574.44	57.11	0.86
Life Science Domain	7	1478	6.95	2.74	0.69
Physical Science Domain	11	1478	6.78	2.48	0.70
Earth and Space Science Domain	18	1478	5.63	2.77	0.62

Female Students

Score	N Points	N	Mean	S.D.	Alpha
Science Scale Score	36	723	579.21	53.93	0.84
Life Science Domain	7	723	7.27	2.65	0.67
Physical Science Domain	11	723	6.96	2.31	0.66
Earth and Space Science Domain	18	723	5.78	2.64	0.57

Male Students

Score	N Points	N	Mean	S.D.	Alpha
Science Scale Score	36	755	569.87	59.67	0.87
Life Science Domain	7	755	6.64	2.80	0.71
Physical Science Domain	11	755	6.61	2.62	0.72
Earth and Space Science Domain	18	755	5.48	2.88	0.66

White Students

Score	N Points	N	Mean	S.D.	Alpha
Science Scale Score	36	1286	578.32	56.56	0.85
Life Science Domain	7	1286	7.12	2.70	0.68
Physical Science Domain	11	1286	6.93	2.43	0.69
Earth and Space Science Domain	18	1286	5.80	2.75	0.61

**2021 ISASP Summary Statistics
Grade 10 Science - Paper**

Black/African American Students

Score	N Points	N	Mean	S.D.	Alpha
Science Scale Score	36	25	505.80	45.09	0.85
Life Science Domain	7	25	3.48	2.83	0.77
Physical Science Domain	11	25	3.72	2.32	0.61
Earth and Space Science Domain	18	25	3.04	2.17	0.51

Asian Students

Score	N Points	N	Mean	S.D.	Alpha
Science Scale Score	36	19	583.00	70.73	0.91
Life Science Domain	7	19	6.95	3.27	0.76
Physical Science Domain	11	19	7.32	2.89	0.80
Earth and Space Science Domain	18	19	5.89	3.45	0.76

American Indian/Alaskan Native Students

Score	N Points	N	Mean	S.D.	Alpha
Science Scale Score	36	12	552.92	56.83	0.88
Life Science Domain	7	12	5.00	3.13	0.76
Physical Science Domain	11	12	6.08	2.54	0.67
Earth and Space Science Domain	18	12	5.58	2.43	0.48

Native Hawaiian/Pacific Islander Students¹

Score	N Points	N	Mean	S.D.	Alpha
Science Scale Score	36	--	--	--	--
Life Science Domain	7	--	--	--	--
Physical Science Domain	11	--	--	--	--
Earth and Space Science Domain	18	--	--	--	--

¹ The cells containing '--' are due to counts too small to report.

**2021 ISASP Summary Statistics
Grade 10 Science - Paper**

Multi-Racial Students

Score	N Points	N	Mean	S.D.	Alpha
Science Scale Score	36	29	563.93	60.93	0.87
Life Science Domain	7	29	6.41	2.77	0.68
Physical Science Domain	11	29	6.55	2.73	0.74
Earth and Space Science Domain	18	29	5.00	2.89	0.64

Hispanic Students

Score	N Points	N	Mean	S.D.	Alpha
Science Scale Score	36	103	548.28	43.60	0.77
Life Science Domain	7	103	6.10	2.25	0.48
Physical Science Domain	11	103	5.72	2.21	0.55
Earth and Space Science Domain	18	103	4.39	2.41	0.52

English Language Learner (ELL) Students

Score	N Points	N	Mean	S.D.	Alpha
Science Scale Score	36	43	523.12	31.74	0.65
Life Science Domain	7	43	5.14	2.02	0.39
Physical Science Domain	11	43	4.74	1.80	0.25
Earth and Space Science Domain	18	43	2.98	1.79	0.32

Students with Free or Reduced Lunch (FRL)

Score	N Points	N	Mean	S.D.	Alpha
Science Scale Score	36	408	555.36	51.86	0.84
Life Science Domain	7	408	6.09	2.55	0.64
Physical Science Domain	11	408	6.09	2.50	0.67
Earth and Space Science Domain	18	408	4.82	2.64	0.59

**2021 ISASP Summary Statistics
Grade 10 Science - Paper**

Students with an Individual Education Plan (IEP)

Score	N Points	N	Mean	S.D.	Alpha
Science Scale Score	36	183	516.77	39.63	0.78
Life Science Domain	7	183	4.36	2.32	0.59
Physical Science Domain	11	183	4.30	2.24	0.56
Earth and Space Science Domain	18	183	3.21	1.95	0.35

Internal Consistency Reports

2021 ISASP Subscale Pearson Correlation Coefficients

Grade 05 Science

Score	Science Scale Score	Life Science	Physical Science	Earth and Space Science
Science Scale Score	1.00	0.91	0.80	0.84
Life Science Domain	0.91	1.00	0.60	0.63
Physical Science Domain	0.80	0.60	1.00	0.53
Earth and Space Science Domain	0.84	0.63	0.53	1.00

Grade 08 Science

Score	Science Scale Score	Life Science	Physical Science	Earth and Space Science
Science Scale Score	1.00	0.85	0.89	0.86
Life Science Domain	0.85	1.00	0.64	0.63
Physical Science Domain	0.89	0.64	1.00	0.63
Earth and Space Science Domain	0.86	0.63	0.63	1.00

Grade 10 Science

Score	Science Scale Score	Life Science	Physical Science	Earth and Space Science
Science Scale Score	1.00	0.88	0.85	0.87
Life Science Domain	0.88	1.00	0.66	0.65
Physical Science Domain	0.85	0.66	1.00	0.62
Earth and Space Science Domain	0.87	0.65	0.62	1.00

Classification Consistency and Accuracy Reports

**2021 ISASP Science
Classification Consistency & Accuracy
2 Groups: Not Yet Proficient, Proficient**

Grade	Classification Consistency	Classification Accuracy
05	83.9	88.5
08	84.3	88.8
10	84.6	89.0

**2021 ISASP Science
Classification Consistency & Accuracy
3 Groups: Not Yet Proficient, Proficient, Advanced**

Grade	Classification Consistency	Classification Accuracy
05	77.0	83.5
08	73.3	80.9
10	77.5	83.9

2021 ISASP Science - Grade 05
Classification Accuracy Relative to Observed Scores
3 Groups: Not Yet Proficient, Proficient, Advanced

True Achievement Level	Not Yet Proficient Observed	Proficient Observed	Advanced Observed	Marginal Observed
Not Yet Proficient	0.40018	0.06083	0.00000	0.46101
Proficient	0.05324	0.41059	0.03933	0.50316
Advanced	0.00000	0.01184	0.02400	0.03583
Marginal	0.45342	0.48325	0.06333	1.00000

2021 ISASP Science - Grade 08
Classification Accuracy Relative to Observed Scores
3 Groups: Not Yet Proficient, Proficient, Advanced

True Achievement Level	Not Yet Proficient Observed	Proficient Observed	Advanced Observed	Marginal Observed
Not Yet Proficient	0.29817	0.05564	0.00001	0.35381
Proficient	0.05502	0.38664	0.05119	0.49285
Advanced	0.00000	0.02894	0.12439	0.15334
Marginal	0.35319	0.47122	0.17559	1.00000

2021 ISASP Science - Grade 10
Classification Accuracy Relative to Observed Scores
3 Groups: Not Yet Proficient, Proficient, Advanced

True Achievement Level	Not Yet Proficient Observed	Proficient Observed	Advanced Observed	Marginal Observed
Not Yet Proficient	0.30611	0.05391	0.00000	0.36002
Proficient	0.05481	0.49384	0.03895	0.58760
Advanced	0.00000	0.01347	0.03891	0.05238
Marginal	0.36093	0.56122	0.07786	1.00000

Dimensionality Reports

2021 ISASP Dimensionality Report

Science

Grade	1st to 2nd Eigenvalue Ratio	2nd to 3rd Eigenvalue Ratio	Variance Explained by 1st Eigenvalue
5	4.0	1.2	68.4%
8	4.7	1.1	70.4%
10	6.9	1.1	78.4%

DIF Reports

2021 ISASP C-DIF Summary Report

Number of C-DIF Flagged Items by Grade - Science

Grade	Total Number of Items on the Test	Total Number of Items with C-DIF, not including Paper/ Online	Female / Male	African American / White	Hispanic/ Non-Hispanic White	FRL Eligible /Not FRL Eligible	IEP / No IEP	ELL / Non-ELL	Items Rejected for C-DIF
5	32	1	0	0	0	0	0	1	0
8	32	1	1	0	0	0	0	0	0
10	32	1	0	0	0	0	0	1	0